



US00D784597S

(12) **United States Design Patent**
Wilson

(10) **Patent No.:** **US D784,597 S**

(45) **Date of Patent:** **** Apr. 18, 2017**

(54) **LUMINAIRE WITH UPLIGHT**

(71) Applicant: **AMG (Qld) Pty. Ltd.**, Helensvale (AU)

(72) Inventor: **Giles Wilson**, Paddington (AU)

(**) Term: **15 Years**

(21) Appl. No.: **29/543,864**

(22) Filed: **Oct. 29, 2015**

(51) **LOC (10) Cl.** **26-03**

(52) **U.S. Cl.**
USPC **D26/88**; D26/89

(58) **Field of Classification Search**
USPC D26/24, 63, 72, 80, 84, 88, 89, 118, 152
CPC F21S 8/04; F21S 8/026; F21S 8/033; F21S
8/036; F21S 8/03; F21S 8/043; F21S
8/046; F21S 8/06; F21S 8/061; F21S
8/063; F21S 8/068; F21S 13/02; F21V
21/04; F21V 17/02; F21V 17/04; F21V
17/164

See application file for complete search history.

(56) **References Cited**

U.S. PATENT DOCUMENTS

- D573,288 S * 7/2008 Xu D26/67
- 7,611,264 B1 * 11/2009 Chang F21K 9/00
362/249.02
- D633,235 S * 2/2011 Zheng D26/24
- D642,316 S * 7/2011 Zheng D26/2
- D650,513 S * 12/2011 Blincoe D26/118

- D651,735 S * 1/2012 Dai D26/72
- D657,088 S * 4/2012 Miro D26/85
- D688,408 S * 8/2013 Wung D26/72
- D690,453 S * 9/2013 Guercio D26/72
- 8,764,243 B2 7/2014 Zimmer et al.
- D748,840 S * 2/2016 Lee D26/2
- D764,094 S * 8/2016 Zhai D26/72
- 2011/0002124 A1 * 1/2011 Chang F21V 19/001
362/294

FOREIGN PATENT DOCUMENTS

CN 201246617 5/2009

* cited by examiner

Primary Examiner — Clare E Heflin

(74) *Attorney, Agent, or Firm* — Eager & Martin Pty Ltd

(57) **CLAIM**

The ornamental design for a luminaire with upright, as shown and described.

DESCRIPTION

FIG. 1 is a top perspective view of an embodiment of a luminaire with upright of the present invention.

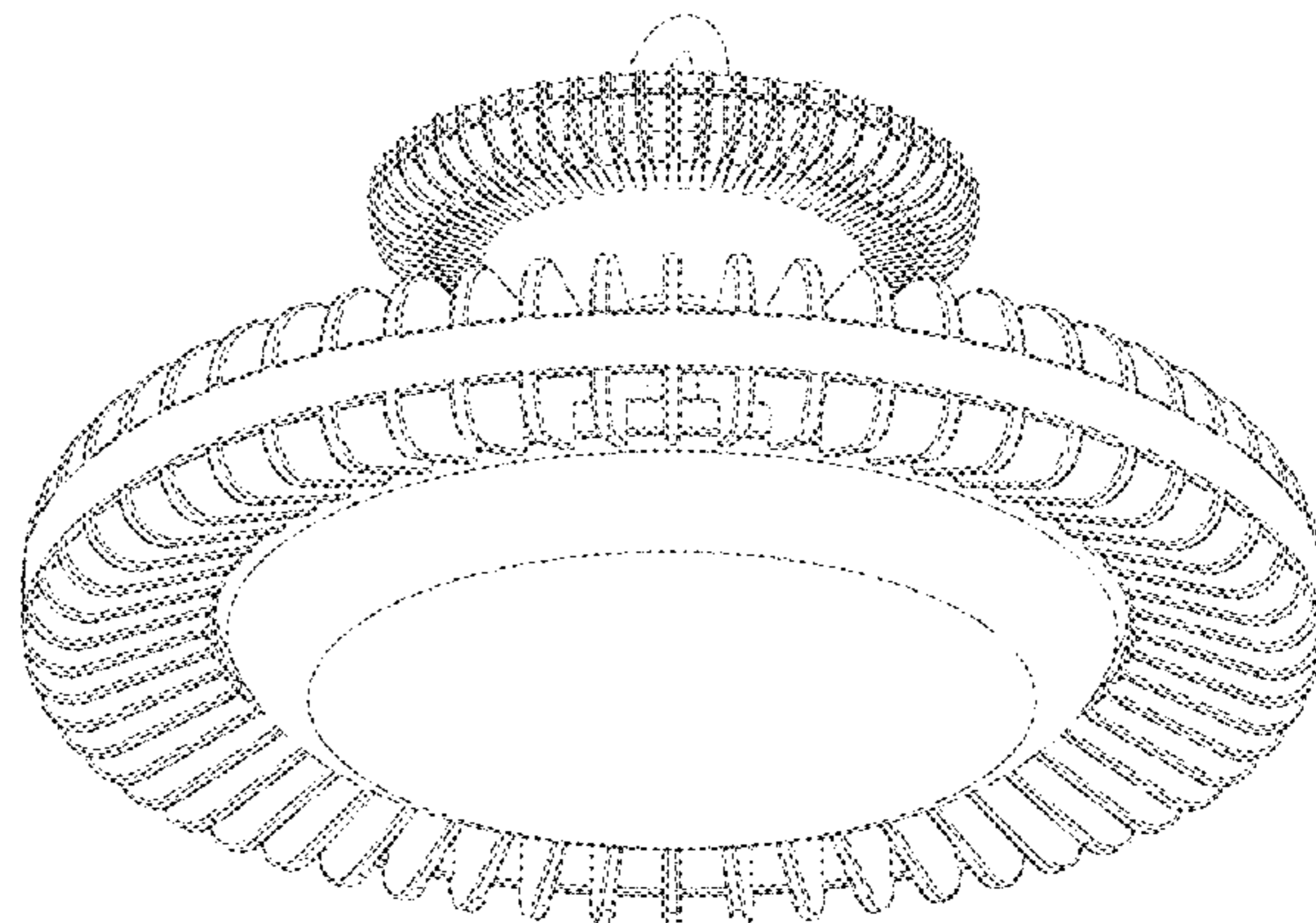

FIG. 2 is a top view of the luminaire with upright of FIG. 1.

FIG. 3 is a side view of the luminaire with upright of FIG. 1.

FIG. 4 is a bottom perspective view of the luminaire with upright of FIG. 1; and,

FIG. 5 is a bottom view of the luminaire with upright of FIG. 1.

1 Claim, 5 Drawing Sheets



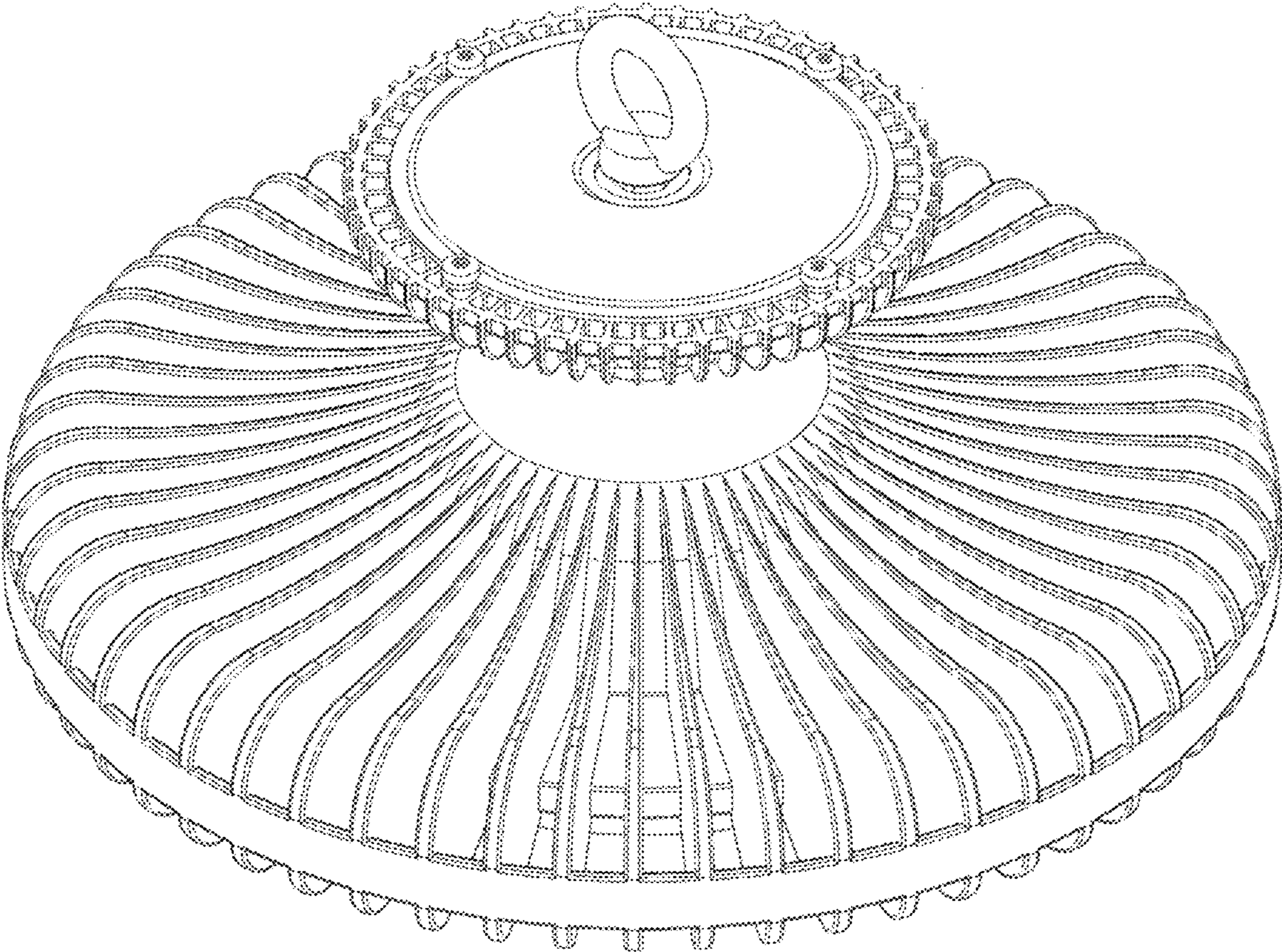


Fig. 1

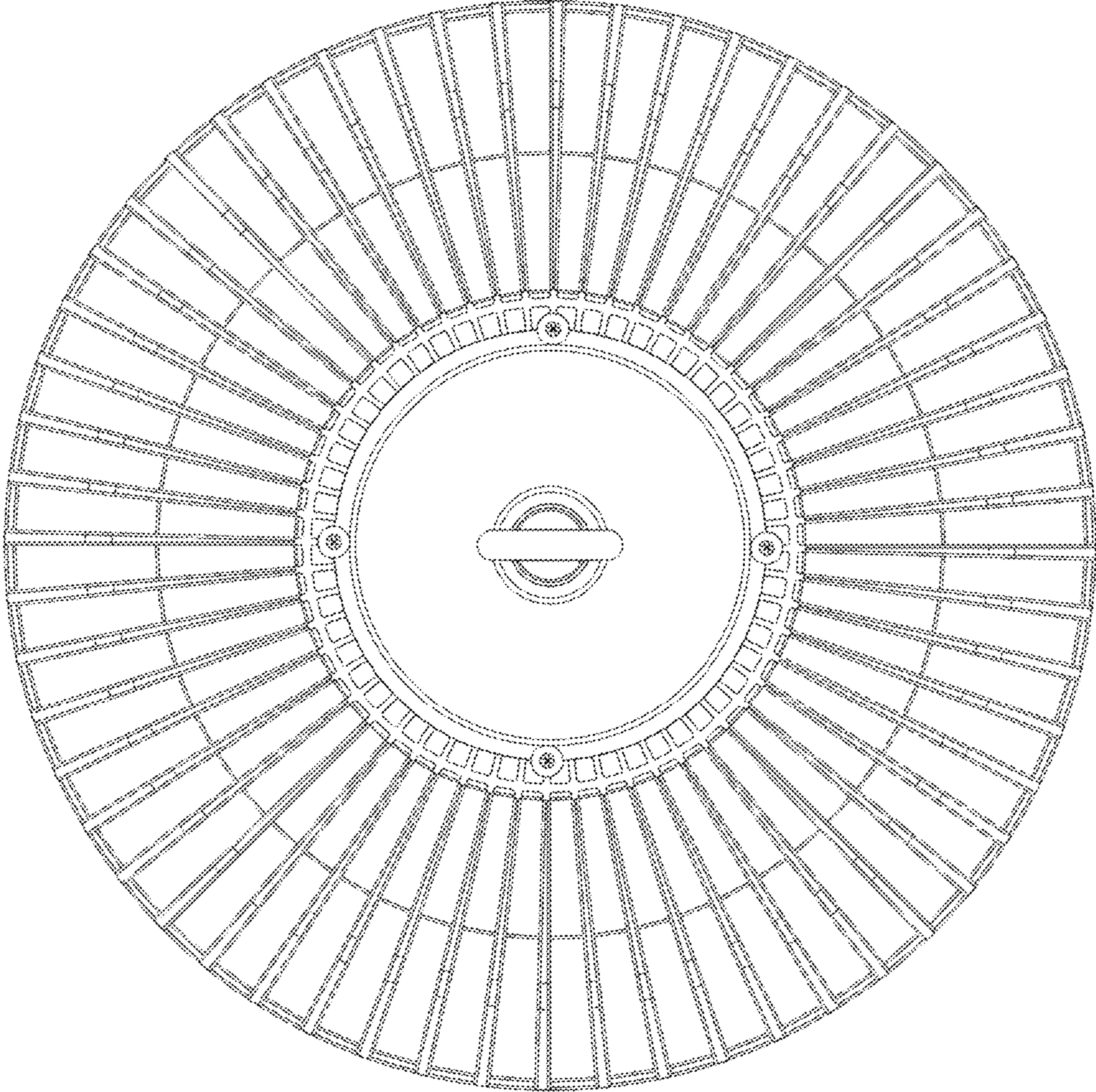


Fig. 2

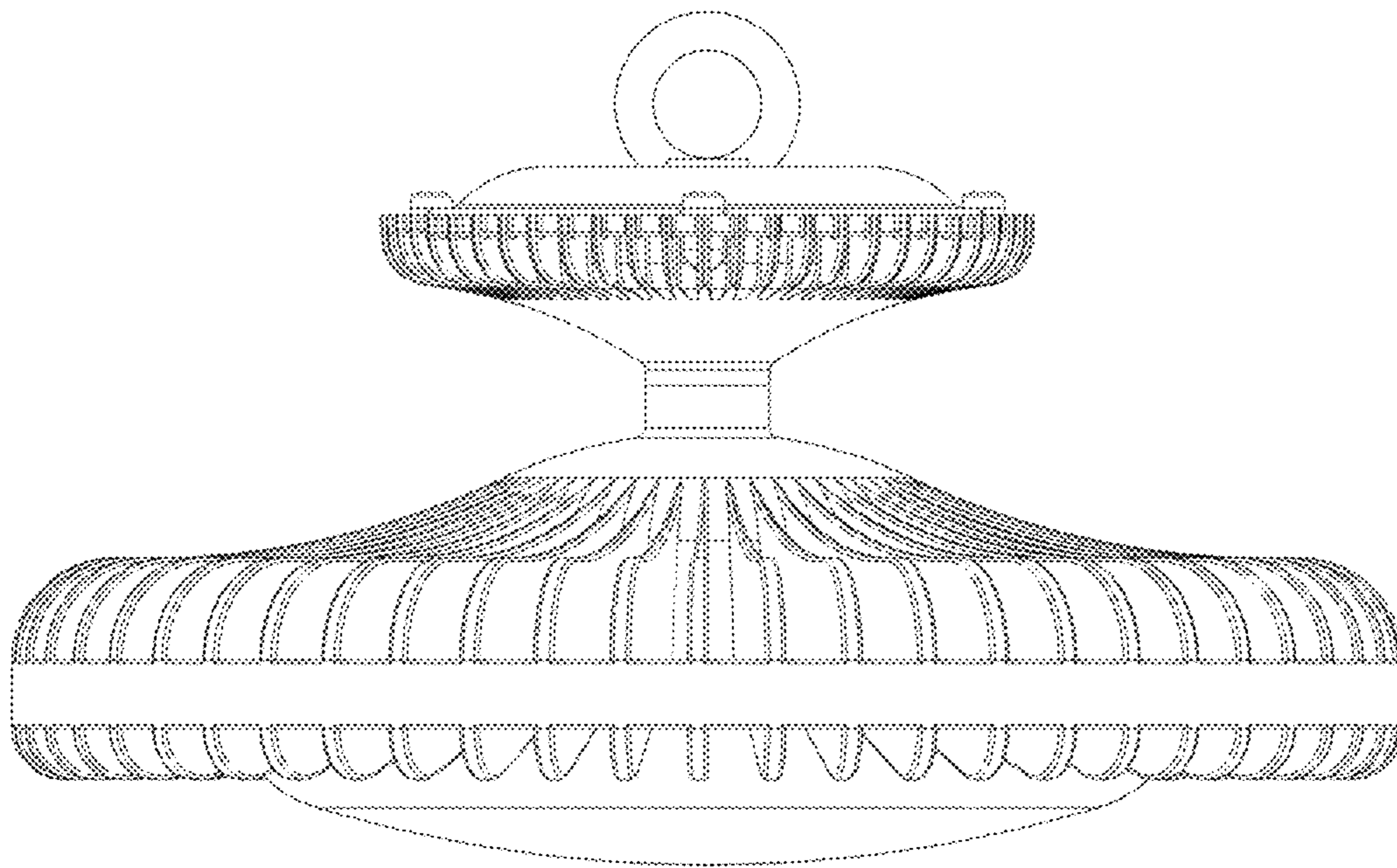


Fig. 3

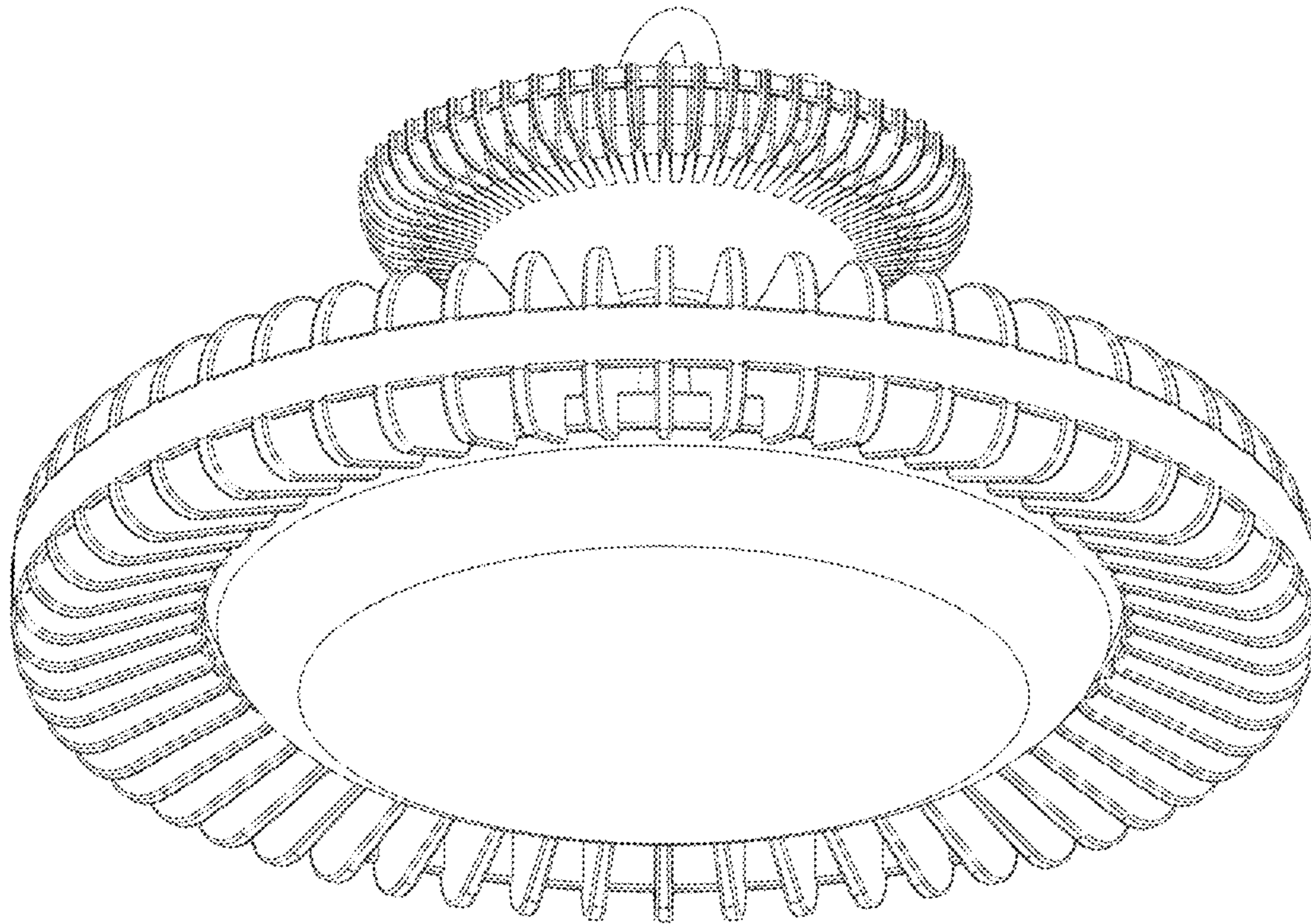


Fig. 4

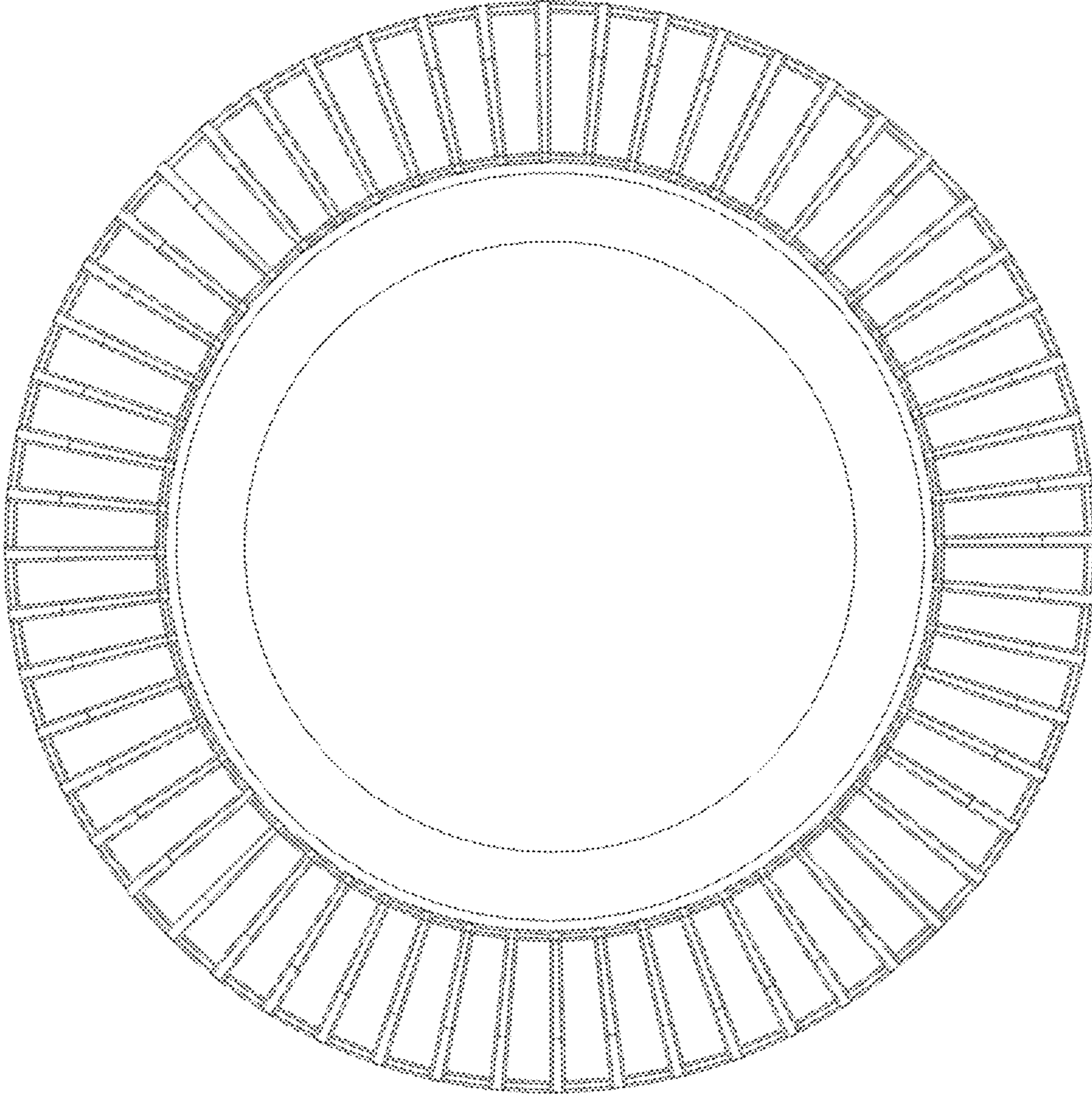


Fig. 5