

US00D784591S

(12) **United States Design Patent**
Bryant

(10) **Patent No.:** **US D784,591 S**

(45) **Date of Patent:** **** Apr. 18, 2017**

- (54) **HIGH-LUMEN ROUND LIGHT FIXTURE**
- (71) Applicant: **Christopher Michael Bryant**, Social Circle, GA (US)
- (72) Inventor: **Christopher Michael Bryant**, Social Circle, GA (US)
- (73) Assignee: **Cooper Technologies Company**, Houston, TX (US)
- (**) Term: **15 Years**
- (21) Appl. No.: **29/540,265**
- (22) Filed: **Sep. 22, 2015**
- (51) **LOC (10) Cl.** **26-05**
- (52) **U.S. Cl.**
USPC **D26/72; D26/84**
- (58) **Field of Classification Search**
USPC D26/24, 63, 72, 80, 84, 88, 89, 118, 152
CPC F21S 8/04; F21S 8/026; F21S 8/033; F21S 8/036; F21S 8/03; F21S 8/043; F21S 8/046; F21S 8/06; F21S 8/061; F21S 8/063; F21S 8/068; F21S 13/02; F21V 21/04; F21V 17/02; F21V 17/04; F21V 17/164

See application file for complete search history.

8,414,164	B2 *	4/2013	Ogawa	F21S 8/043	362/294
D748,840	S *	2/2016	Lee	D26/2	
D769,508	S *	10/2016	Rosello Gratacos	D26/63	
2012/0206927	A1 *	8/2012	Miyahara	F21V 29/004	362/382
2012/0275163	A1 *	11/2012	Chen	F21V 23/009	362/294
2013/0100677	A1 *	4/2013	Powell	F21S 8/06	362/296.01
2014/0233233	A1 *	8/2014	Park	F21V 29/004	362/249.02
2014/0347848	A1 *	11/2014	Pisavadia	F21S 8/06	362/190
2016/0290603	A1 *	10/2016	Morello	F21V 13/02	

OTHER PUBLICATIONS

Vigilant LED High Bay shown on p. 4 of 4 of the Dialight brochure retrieved from au.dialite.com Dec. 6, 2016.(4 pages).*
“Phuzion: LED Light Bay”. Holophane Leader in Lighting Solutions. p. 1-5. www.holophane.com, (c) 2014.

* cited by examiner

Primary Examiner — Clare E Heflin
(74) *Attorney, Agent, or Firm* — King & Spalding LLP

(57) **CLAIM**

The ornamental design for a high-lumen round light fixture, as shown and described.

DESCRIPTION

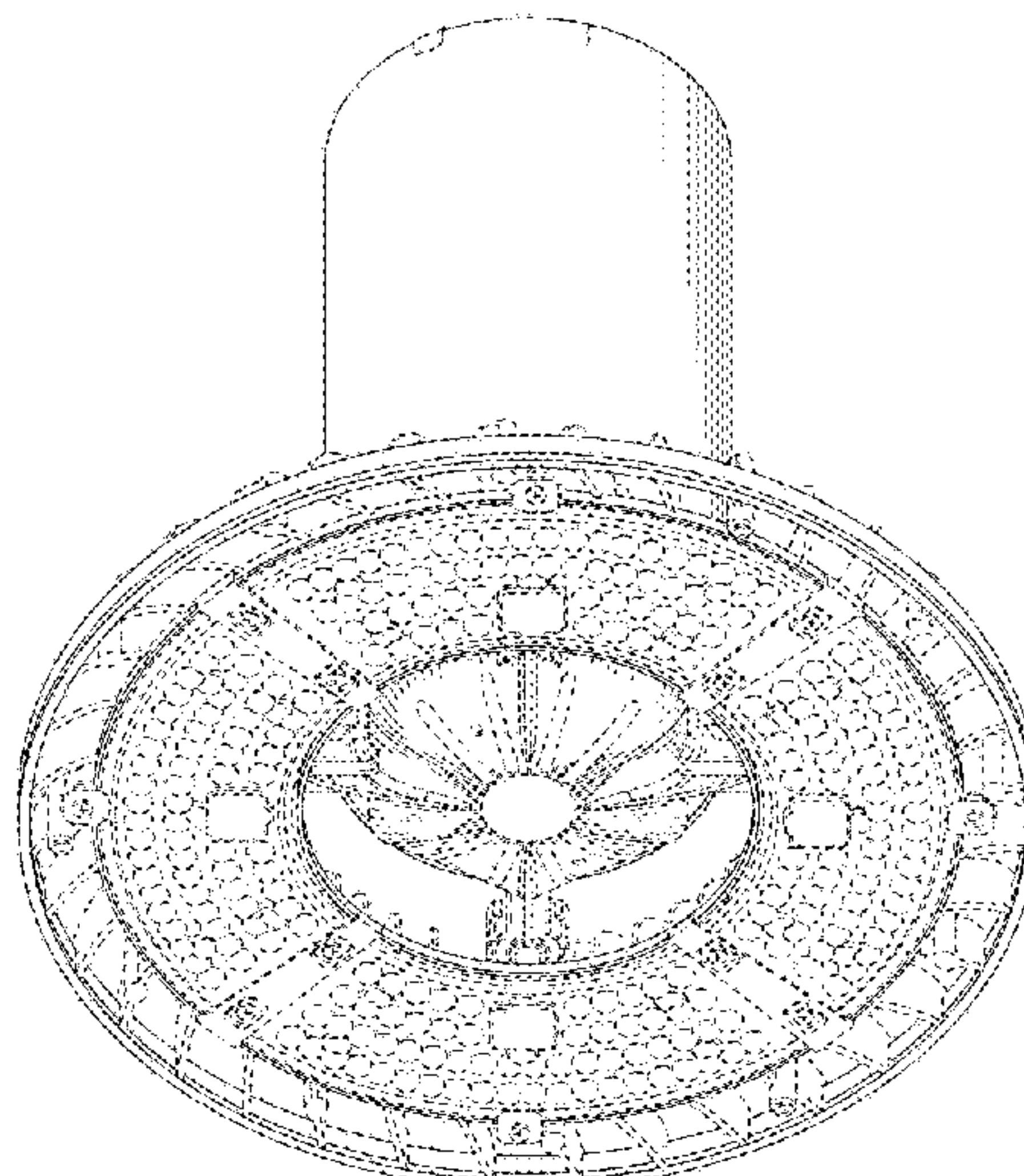
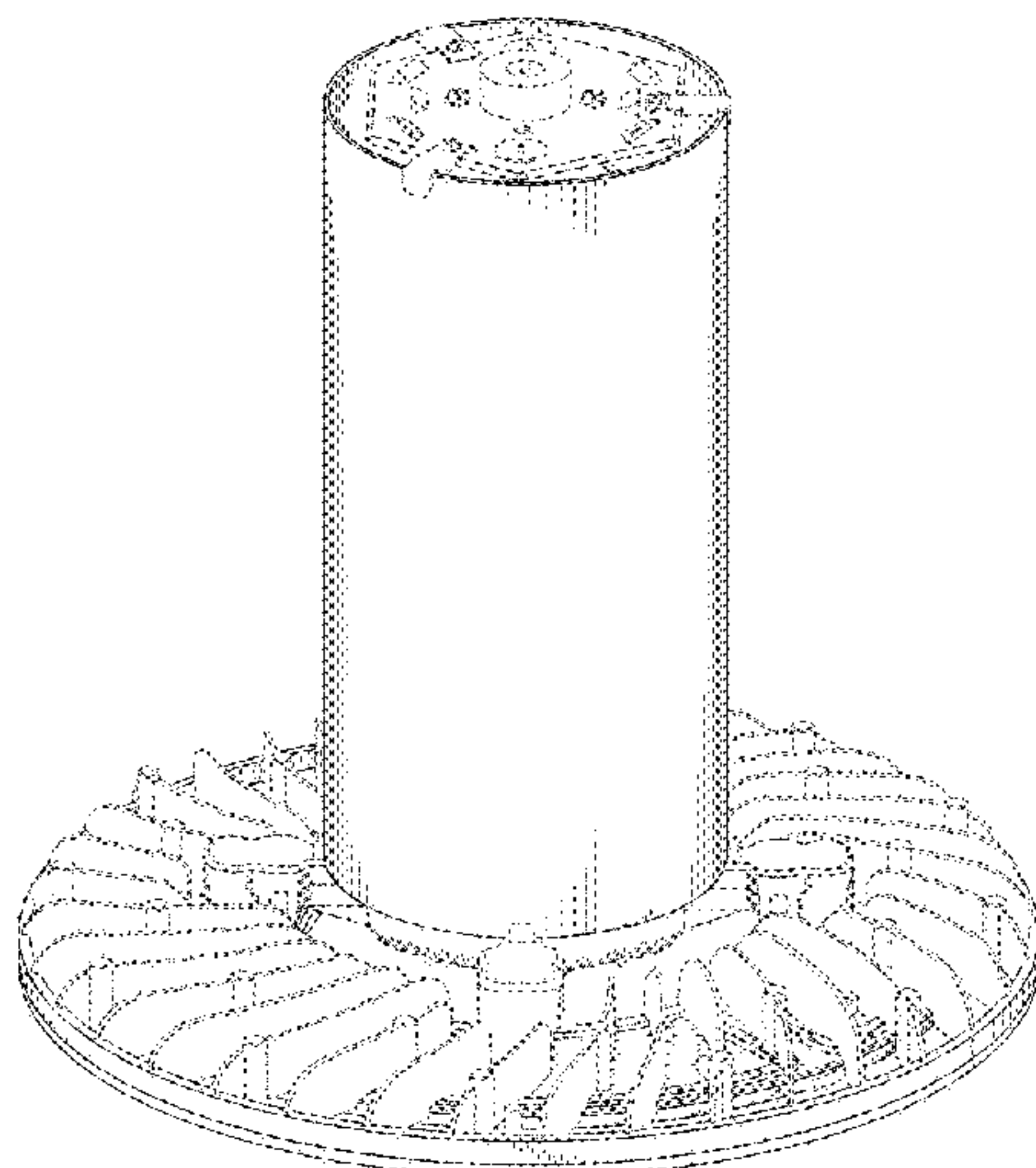
FIG. 1 is a top perspective view of a high-lumen round light fixture, showing our new design;
FIG. 2 is a bottom perspective view thereof;
FIG. 3 is a side view thereof, the other side views being the same as that shown in FIG. 3;
FIG. 4 is a top plan view thereof; and,
FIG. 5 is bottom plan view thereof;
The broken lines shown on the drawings depict portions of the light fixture that form no part of the claimed design.

1 Claim, 5 Drawing Sheets

(56) **References Cited**

U.S. PATENT DOCUMENTS

D108,654	S *	3/1938	Versen	D26/88	
3,413,462	A *	11/1968	Spero	F21V 7/18	362/350
4,300,190	A *	11/1981	Mershon	F21V 21/02	362/147
D291,835	S *	9/1987	Michael	D26/129	
D405,210	S *	2/1999	Egleston	D26/73	
D428,512	S *	7/2000	Minissi	D26/88	
D573,288	S *	7/2008	Xu	D26/67	
D627,502	S *	11/2010	Zheng	D26/72	
D657,088	S *	4/2012	Miro	D26/85	
D662,645	S *	6/2012	Morgan	D26/84	



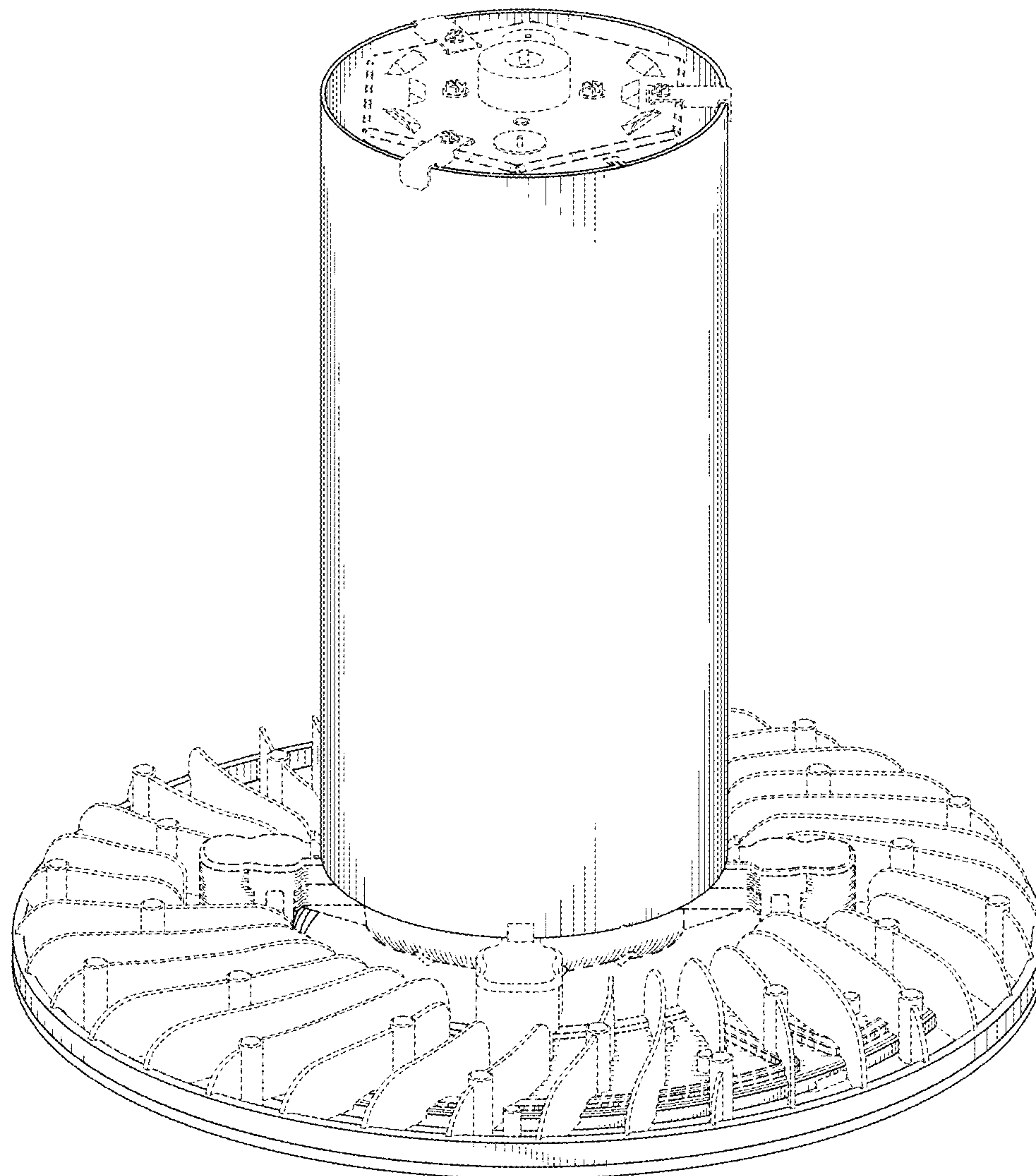


FIG. 1

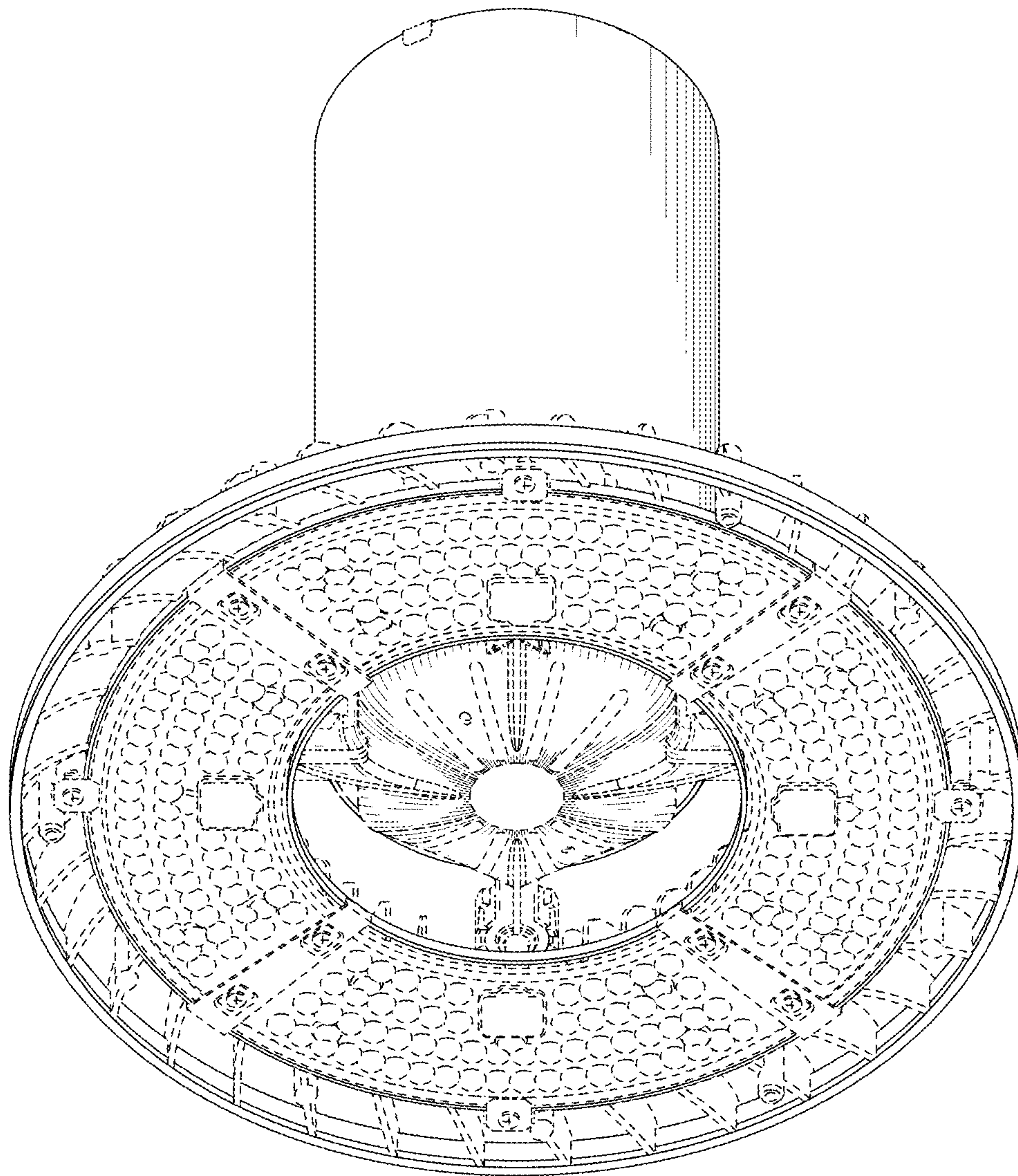


FIG. 2

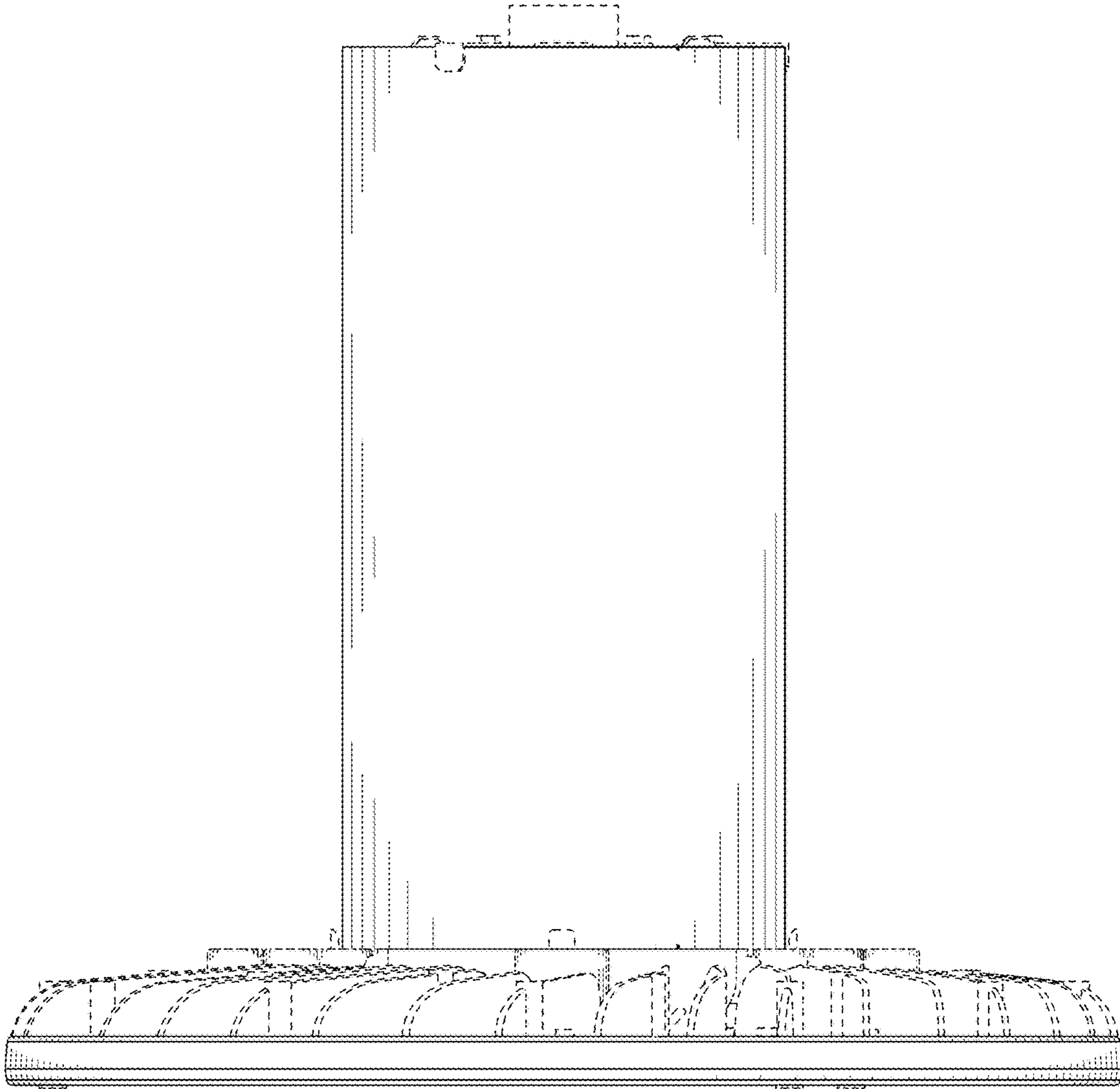


FIG. 3

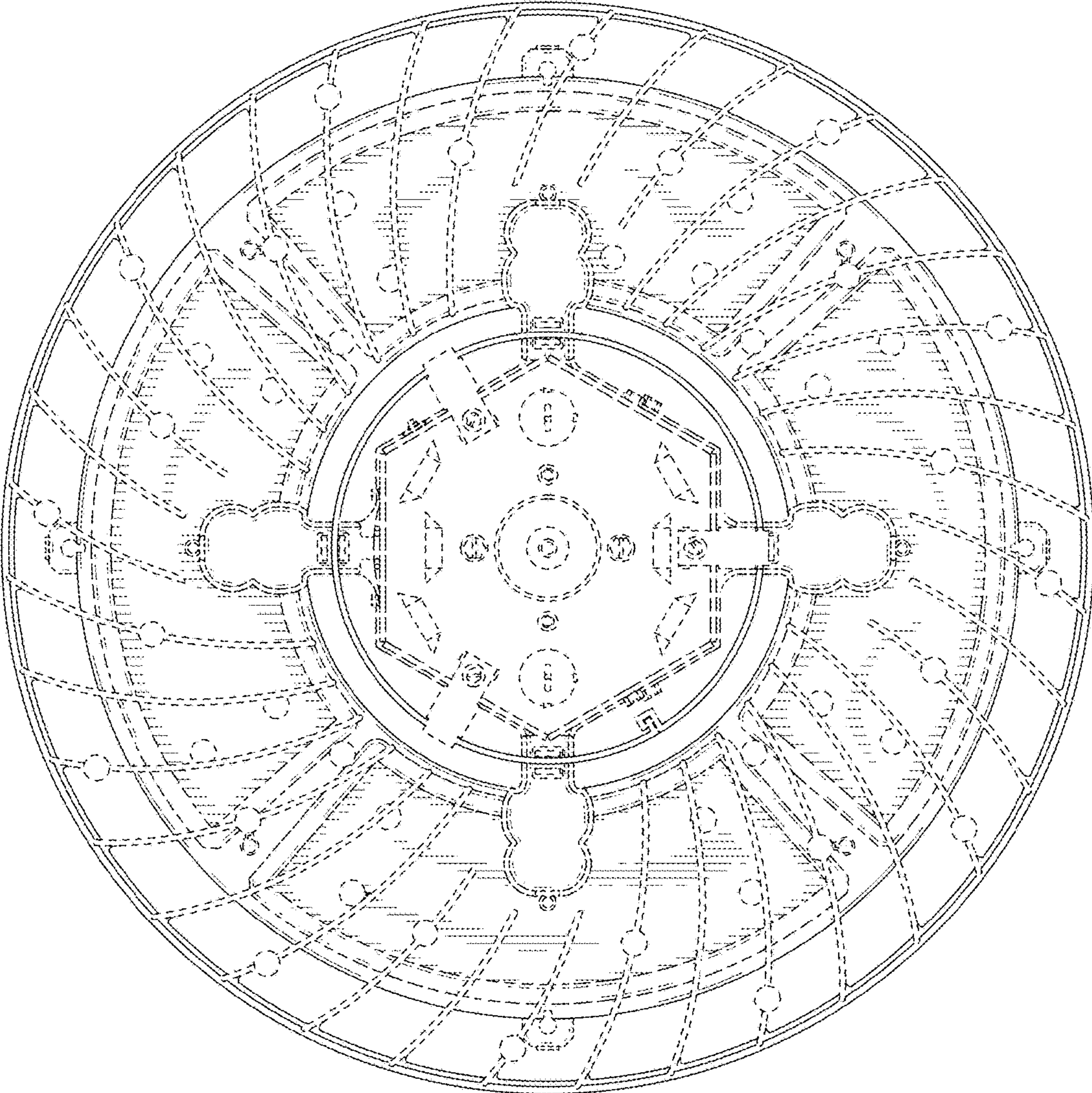


FIG. 4




FIG. 5