



US00D784590S

(12) **United States Design Patent** (10) **Patent No.:** **US D784,590 S**
Galipeau et al. (45) **Date of Patent:** **** Apr. 18, 2017**

- (54) **LUMINAIRE**
- (71) Applicant: **PHILIPS LIGHTING HOLDING B.V.**, Eindhoven (NL)
- (72) Inventors: **Guy Galipeau**, Boisbriand (CA); **Sergio Jurdana**, Blainville (CA); **Alexandre Plomteux**, Montreal (CA); **Jonathan Hardy**, Laval (CA); **Michel Fortin**, Sainte-Marthe sur le Lac (CA); **Jean-Francois Duquette**, Kirkland (CA); **David Cavaliere**, Prevost (CA)
- (73) Assignee: **PHILIPS LIGHTING HOLDING B.V.**, Eindhoven (NL)
- (**) Term: **15 Years**
- (21) Appl. No.: **29/551,900**
- (22) Filed: **Jan. 18, 2016**
- (51) **LOC (10) Cl.** **26-05**
- (52) **U.S. Cl.** **D26/68**
USPC
- (58) **Field of Classification Search**
USPC D26/63, 67-70; D10/113.2
CPC F21S 8/08; F21S 8/081; F21S 8/083; F21S 8/088; F21S 9/03; F21S 9/032; F21S 9/035; F21S 9/037; F21W 2131/109; F21W 2111/023; F21V 21/0824
See application file for complete search history.

- (56) **References Cited**
U.S. PATENT DOCUMENTS
1,034,211 A * 7/1912 De Palma E04H 12/2269 362/431
3,145,934 A * 8/1964 Guggemos F21S 8/088 362/382
D199,266 S * 9/1964 Izzi D26/67
D572,398 S * 7/2008 Zhang D26/68

- D599,932 S * 9/2009 Van Klinken D26/67
- D599,933 S * 9/2009 van Klinken D26/67
- D599,937 S * 9/2009 Sabernig D26/67
- D599,938 S * 9/2009 Sabernig D26/67
- D660,492 S * 5/2012 Williams D26/68
- 9,004,706 B1 * 4/2015 Banfield F21V 33/0056 362/86
- 2007/0285912 A1 * 12/2007 Lin F21S 8/088 362/4
- 2008/0316747 A1 * 12/2008 Lac F21V 11/02 362/290
- 2011/0032695 A1 * 2/2011 Cumberland F21S 8/036 362/183
- 2012/0182732 A1 * 7/2012 Moeck F21K 9/00 362/235
- 2013/0094198 A1 * 4/2013 Lee F21L 4/00 362/217.05
- 2013/0094208 A1 * 4/2013 Gill F21S 8/088 362/235
- 2015/0211694 A1 * 7/2015 Camenzuli F21L 4/08 362/183

* cited by examiner

Primary Examiner — Clare E Heflin

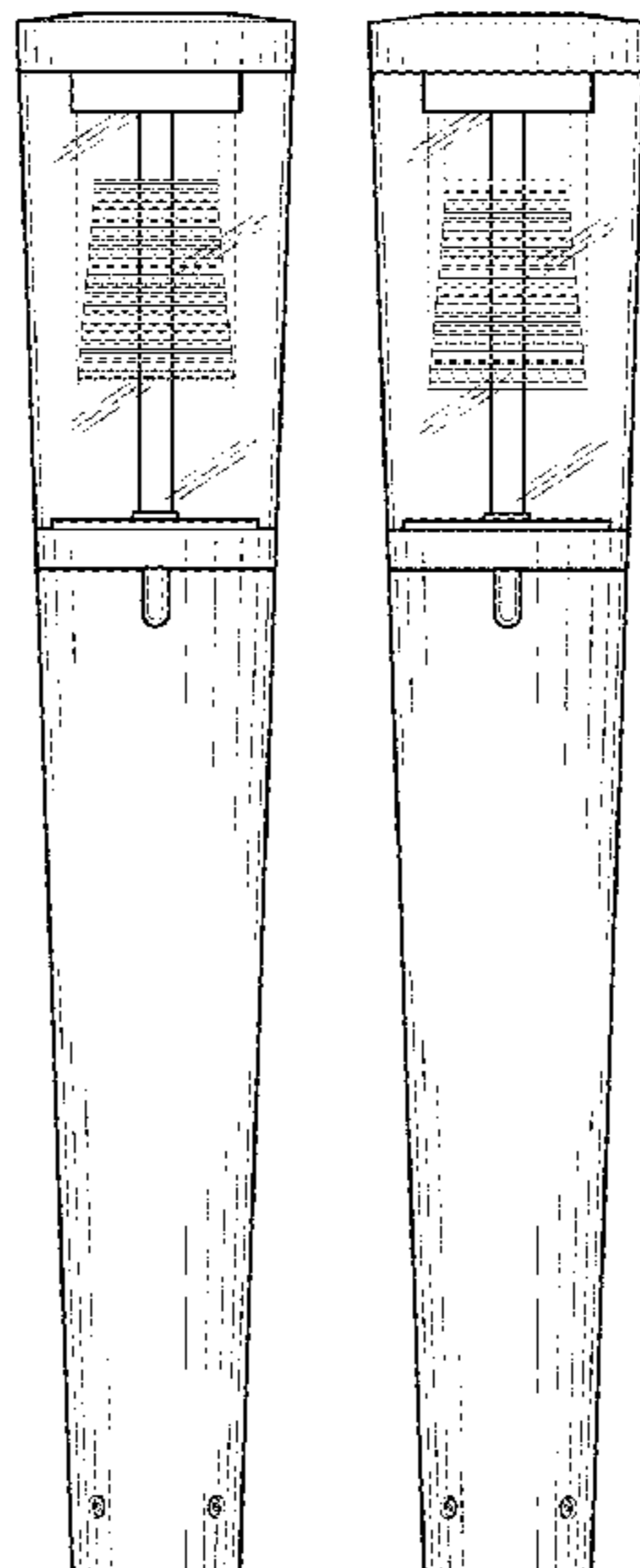
(57) **CLAIM**

The ornamental design for a luminaire, as shown and described.

DESCRIPTION

FIG. 1 is a bottom front perspective view showing my design;
FIG. 2 is top front perspective view thereof;
FIG. 3 is a front elevational view thereof;
FIG. 4 is a rear elevational view thereof;
FIG. 5 is a left side elevational view thereof;
FIG. 6 is a right side elevational view thereof; and,
FIG. 7 is a top plan view thereof.
The broken lines shown on the drawings depict portions of the luminaire that form no part of the claimed design.

1 Claim, 4 Drawing Sheets



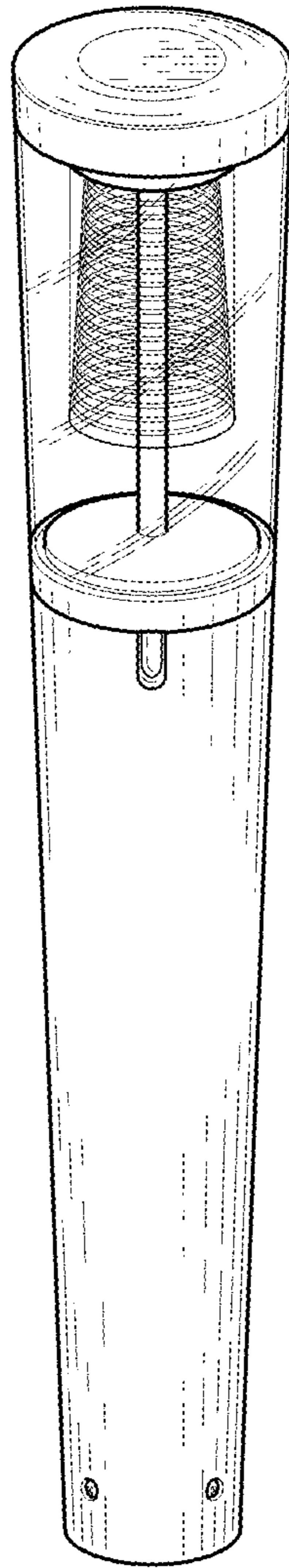


FIG.1




FIG. 2

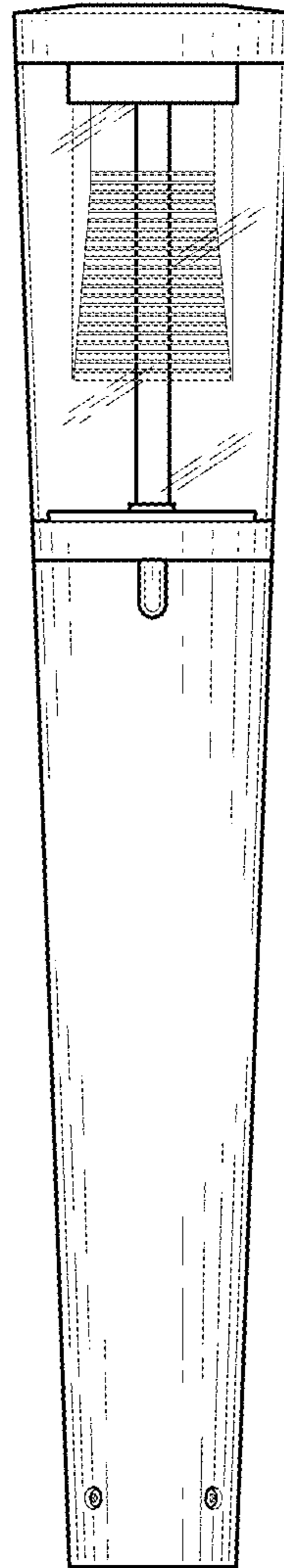


FIG. 3

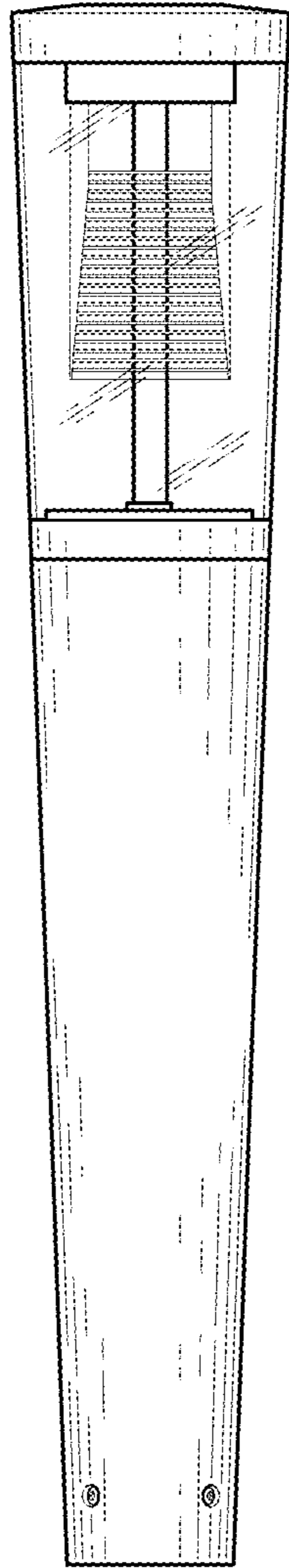


FIG. 4

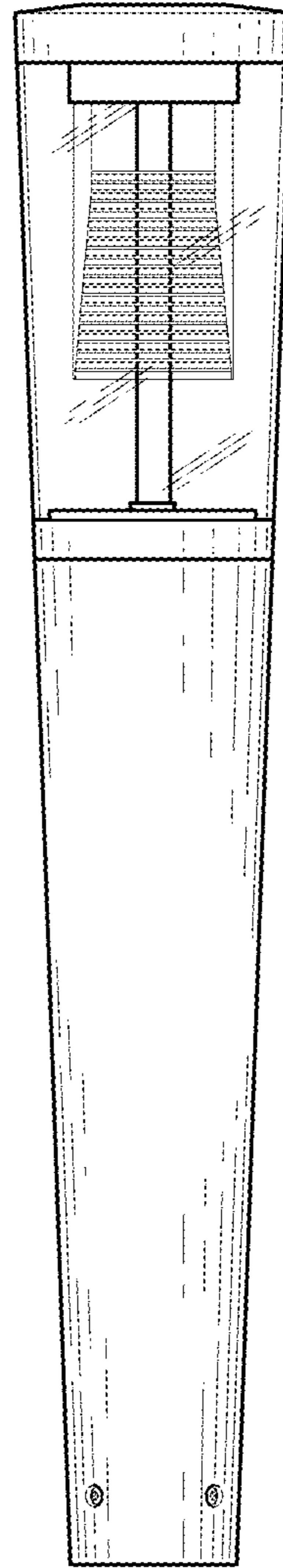


FIG. 5

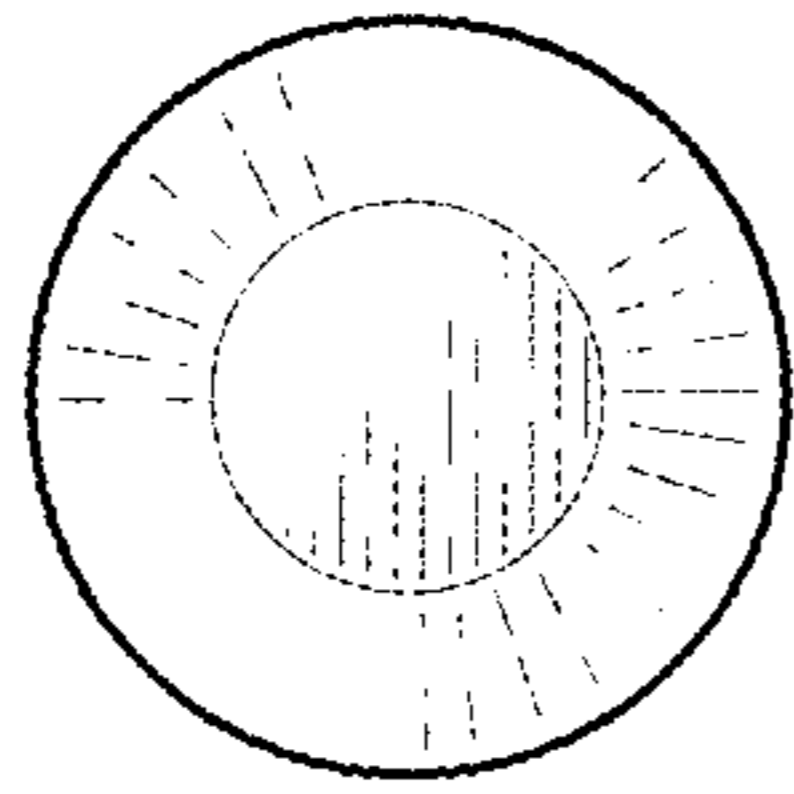


FIG. 6

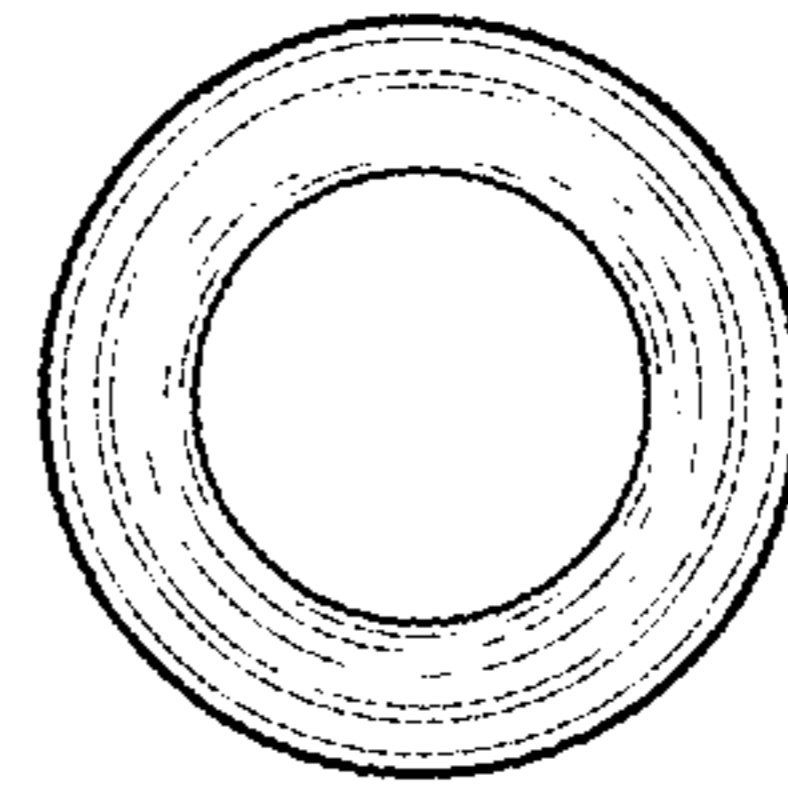


FIG. 7