



US00D784574S

(12) **United States Design Patent**
Wang et al.

(10) **Patent No.:** **US D784,574 S**
(45) **Date of Patent:** **** Apr. 18, 2017**

(54) **LED LIGHTING MODULE**

FOREIGN PATENT DOCUMENTS

(71) Applicant: **OSRAM GmbH**, Munich (DE)
(72) Inventors: **Hua Wang**, Shenzhen (CN); **HongWei Zhang**, Shenzhen (CN)

CN 303234329 S 6/2015
CN 303250380 S 6/2015
EM 002469023-0001 5/2014
EM 002473637-0001 6/2014

(73) Assignee: **OSRAM GMBH**, Munich (DE)

OTHER PUBLICATIONS

(**) Term: **15 Years**

Design U.S. Appl. No. 29/508,149 (not yet published) corresponds to Foreign Patent Documents Nos. 3 and 4.

(21) Appl. No.: **29/548,051**

Design U.S. Appl. No. 29/506,569 (not yet published) corresponds to Foreign Patent Documents Nos. 1 and 2.

(22) Filed: **Dec. 10, 2015**

* cited by examiner

(30) **Foreign Application Priority Data**

Jun. 11, 2015 (EM) 002717488

Primary Examiner — Marcus Jackson

(51) **LOC (10) Cl.** **26-04**

(74) *Attorney, Agent, or Firm* — Viering, Jentschura & Partner mbB

(52) **U.S. Cl.**
USPC **D26/1; D13/180**

(58) **Field of Classification Search**
USPC D13/180; D26/1-4, 24; 362/218, 294, 362/391
CPC F21K 9/00; F21K 9/13; F21S 4/20; F21V 5/007; F21V 5/02; F21V 5/04; F21V 19/003; F21V 31/04; F21V 23/005

(57) **CLAIM**

The ornamental design for an LED lighting module, as shown and described.

See application file for complete search history.

DESCRIPTION

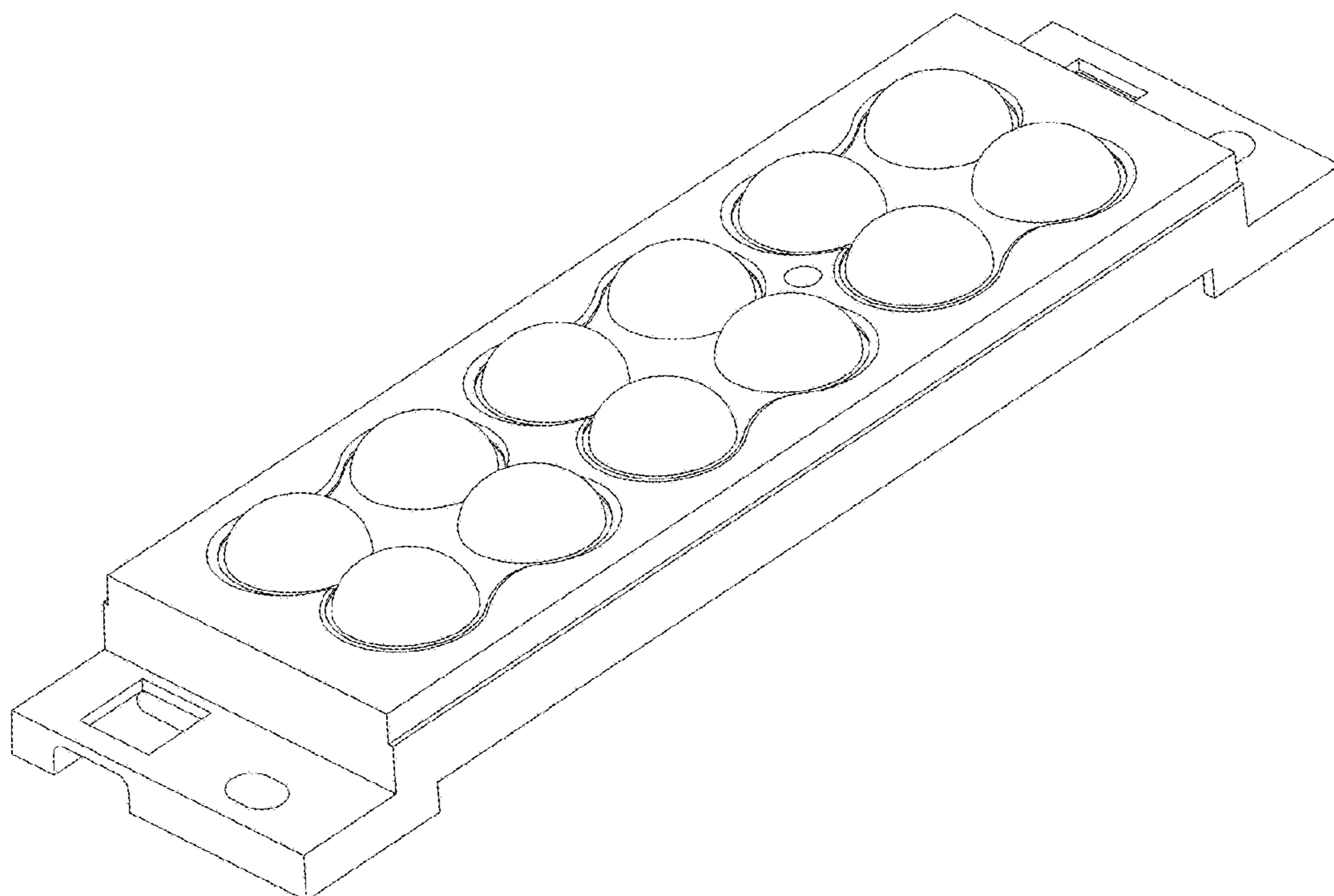
FIG. 1 is a perspective view of the lighting module; FIG. 2 is a right side view of the lighting module; FIG. 3 is a left side view of the lighting module; FIG. 4 is a front view of the lighting module; FIG. 5 is a back view of the lighting module; FIG. 6 is a top view of the lighting module; and, FIG. 7 is a bottom view of the lighting module.

(56) **References Cited**

U.S. PATENT DOCUMENTS

D696,801 S * 12/2013 He D26/24
D715,461 S * 10/2014 Chen D26/1
D754,618 S * 4/2016 Freeman D13/180

1 Claim, 7 Drawing Sheets



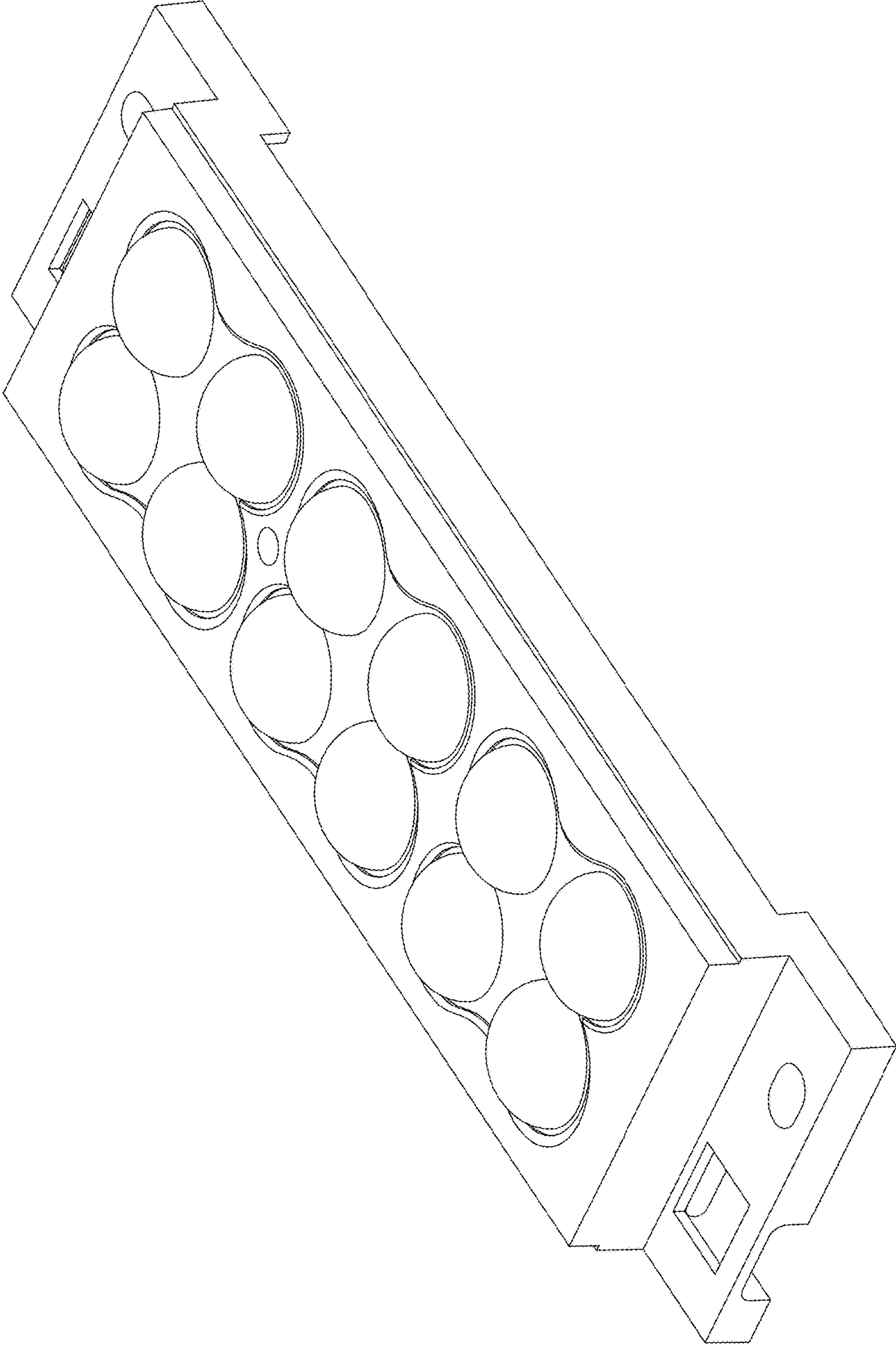


FIG. 1

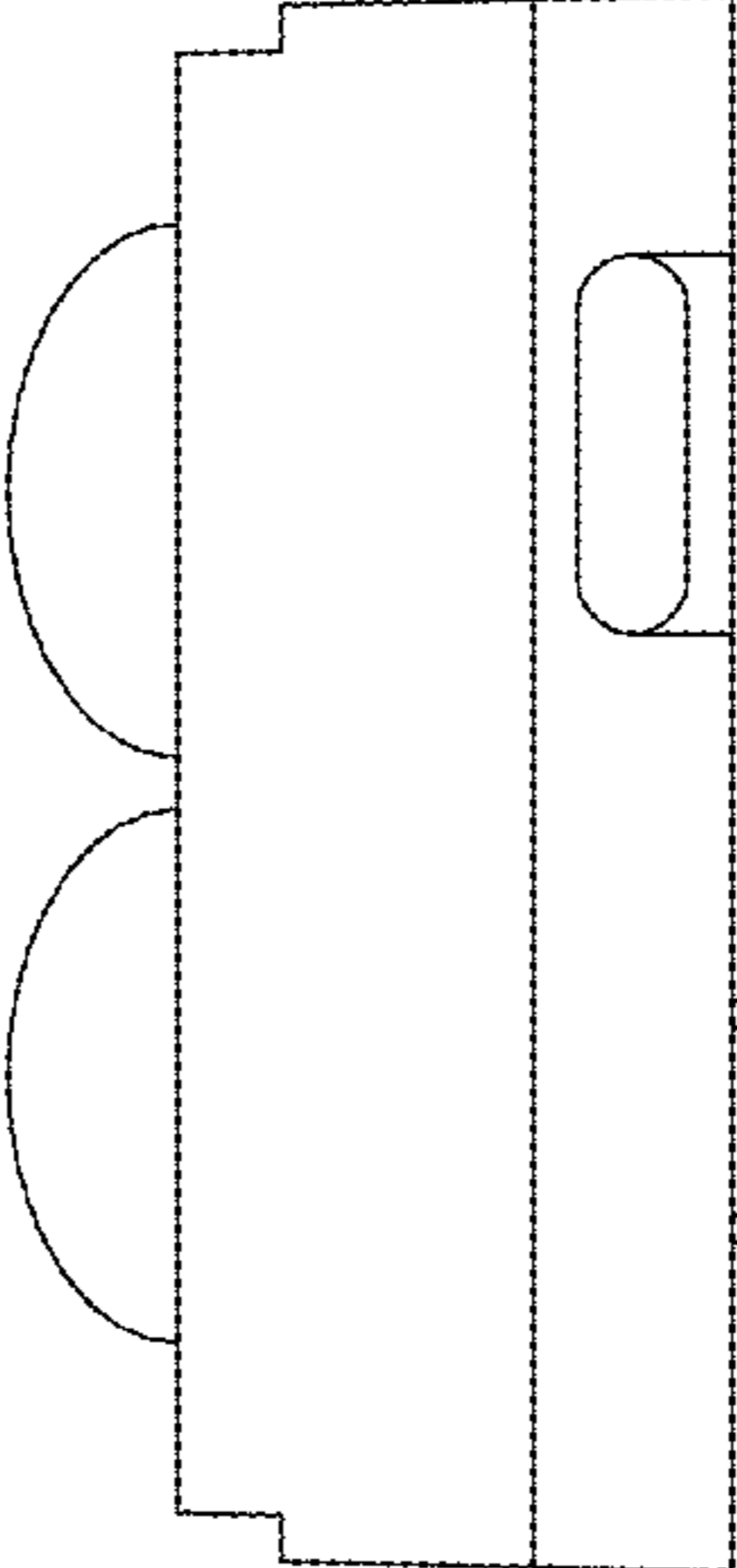


FIG. 2

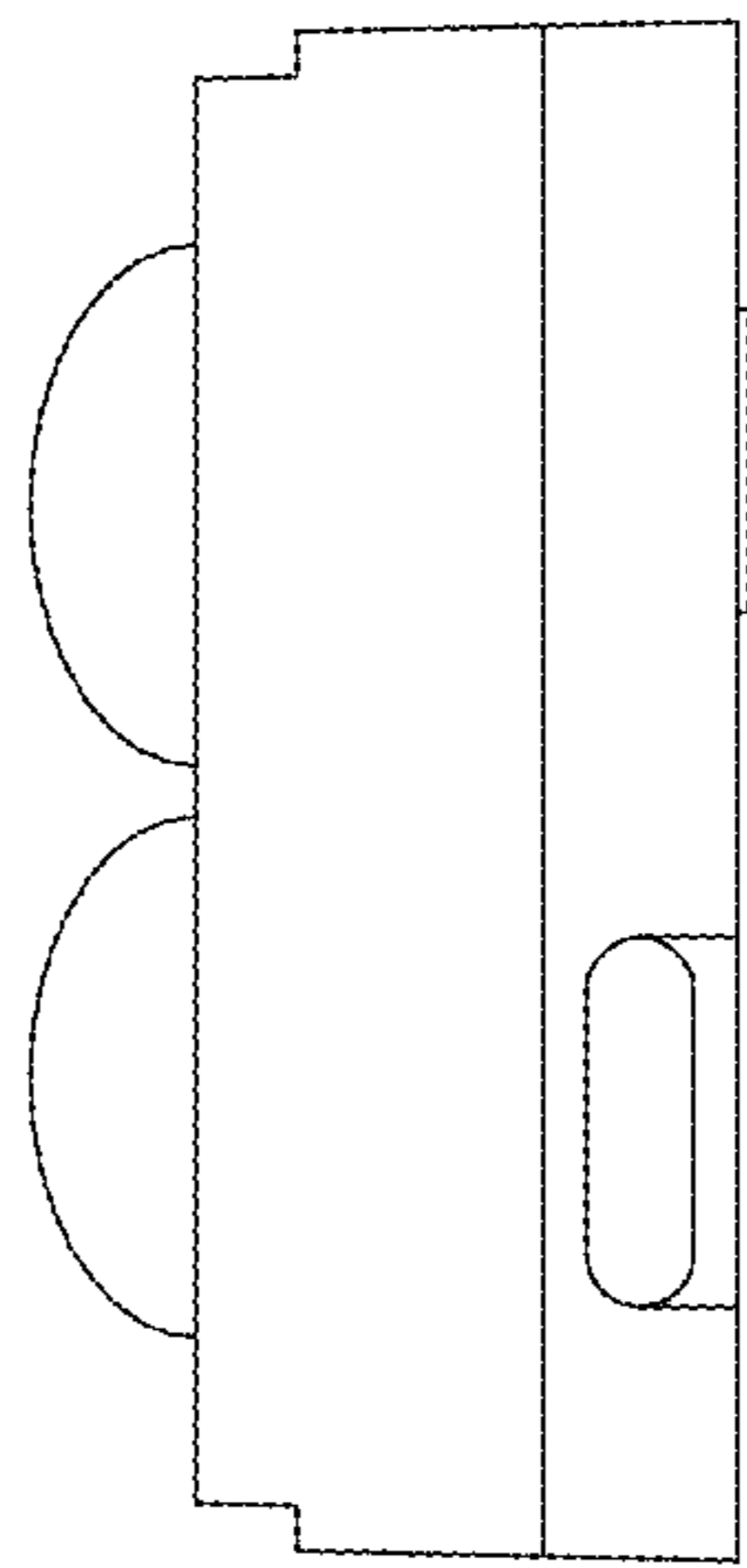


FIG. 3

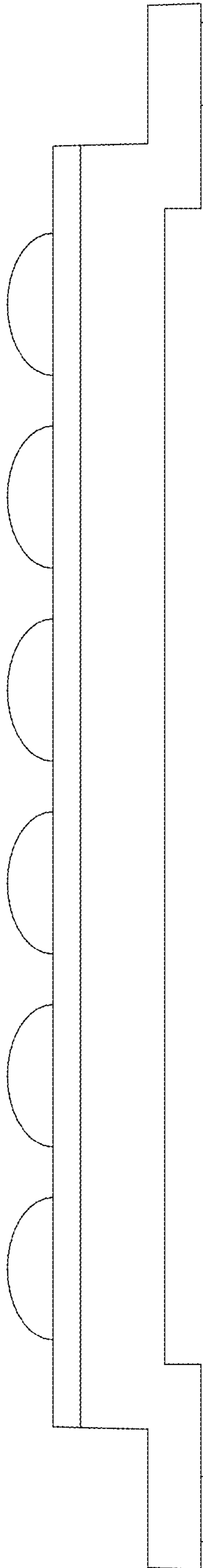


FIG. 4

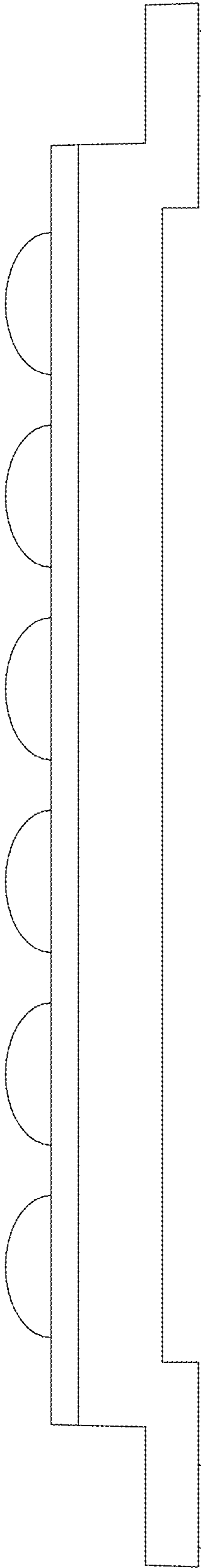


FIG. 5

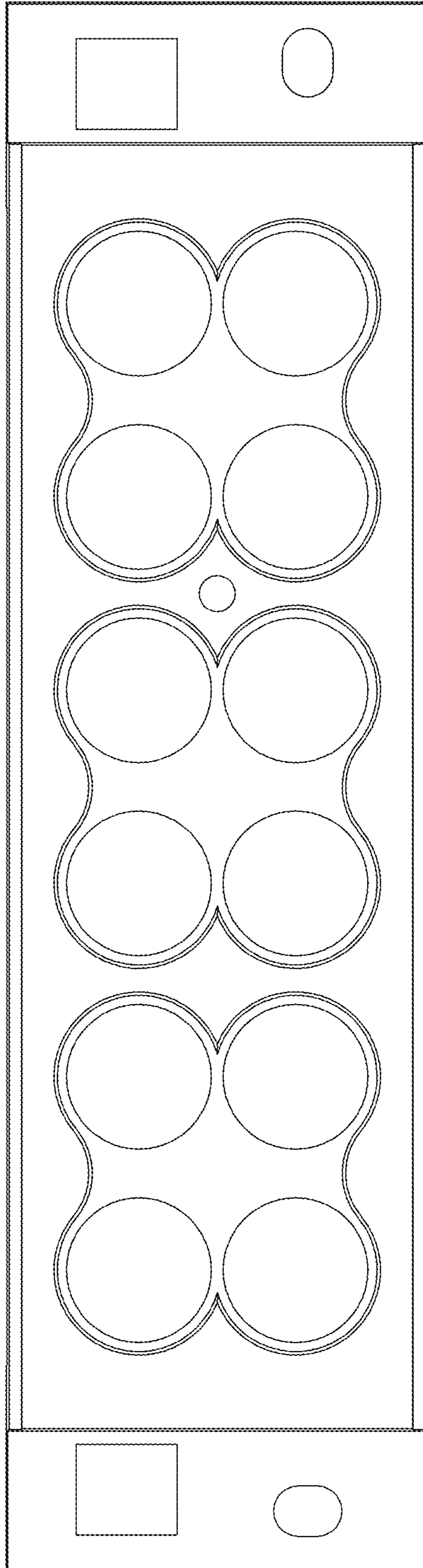


FIG. 6




FIG. 7