



US00D784563S

(12) **United States Design Patent**
Kilian et al.

(10) **Patent No.:** **US D784,563 S**
(45) **Date of Patent:** **** Apr. 18, 2017**

- (54) **ARCHITECTURAL PANEL**
- (71) Applicant: **ARKTURA LLC**, Gardena, CA (US)
- (72) Inventors: **Robert Kilian**, Venice, CA (US); **Kevin Kane**, Los Angeles, CA (US); **Chris Kabatsi**, Venice, CA (US)
- (73) Assignee: **Arktura LLC**, Los Angeles, CA (US)
- (**) Term: **15 Years**
- (21) Appl. No.: **29/533,462**
- (22) Filed: **Jul. 17, 2015**
- (51) **LOC (10) Cl.** **25-01**
- (52) **U.S. Cl.**
USPC **D25/138**
- (58) **Field of Classification Search**
USPC D25/138-163, 48.5, 58, 103; D5/1, 2, 3, D5/5, 6, 8, 11, 12, 15, 16, 24, 29, 32, 43, D5/47, 53, 54, 58
CPC .. E04B 2001/2481; E04B 1/84; E04B 1/8404; E04B 9/00; E04B 1/86; E04B 2001/1984; E04B 9/22; E04B 9/225; E04B 9/24; E04B 9/242; E04B 1/82; E04B 2001/8263; E04B 2001/8281; E04B 2001/8423; E04B 2001/8461; E04B 2001/8495; E04B 2001/8433; E04B 2001/848; E04B 2001/8476; E04F 13/00; G02F 1/1335
See application file for complete search history.

(56) **References Cited**

U.S. PATENT DOCUMENTS

- 2,280,631 A * 4/1942 Coffey A01B 15/02
181/293
- 2,796,946 A * 6/1957 Kulmann C04B 28/14
106/711
- 3,050,426 A * 8/1962 Stevens B32B 27/00
188/268

- 3,174,580 A * 3/1965 Schulz E04B 1/86
181/290
- 3,433,322 A * 3/1969 Olsson E04B 1/86
181/285
- 3,649,430 A * 3/1972 Lewis et al. A47B 96/205
181/296
- 3,770,560 A * 11/1973 Elder E01F 8/0076
181/286
- 4,076,100 A * 2/1978 Davis E04B 1/90
181/290
- 5,620,129 A * 4/1997 Rogren B23K 35/0222
228/246

(Continued)

OTHER PUBLICATIONS

Arktura Vapor Cluster (on-line), no date available. Retrieved from Internet Feb. 9, 2017, URL: <https://arktura.com/product/vapor-cluster/> (6 pages).*

Primary Examiner — Vy Koenig
Assistant Examiner — Kimberly Barnes
(74) *Attorney, Agent, or Firm* — Zuber Lawler & Del Duca LLP; Matthew J. Spark

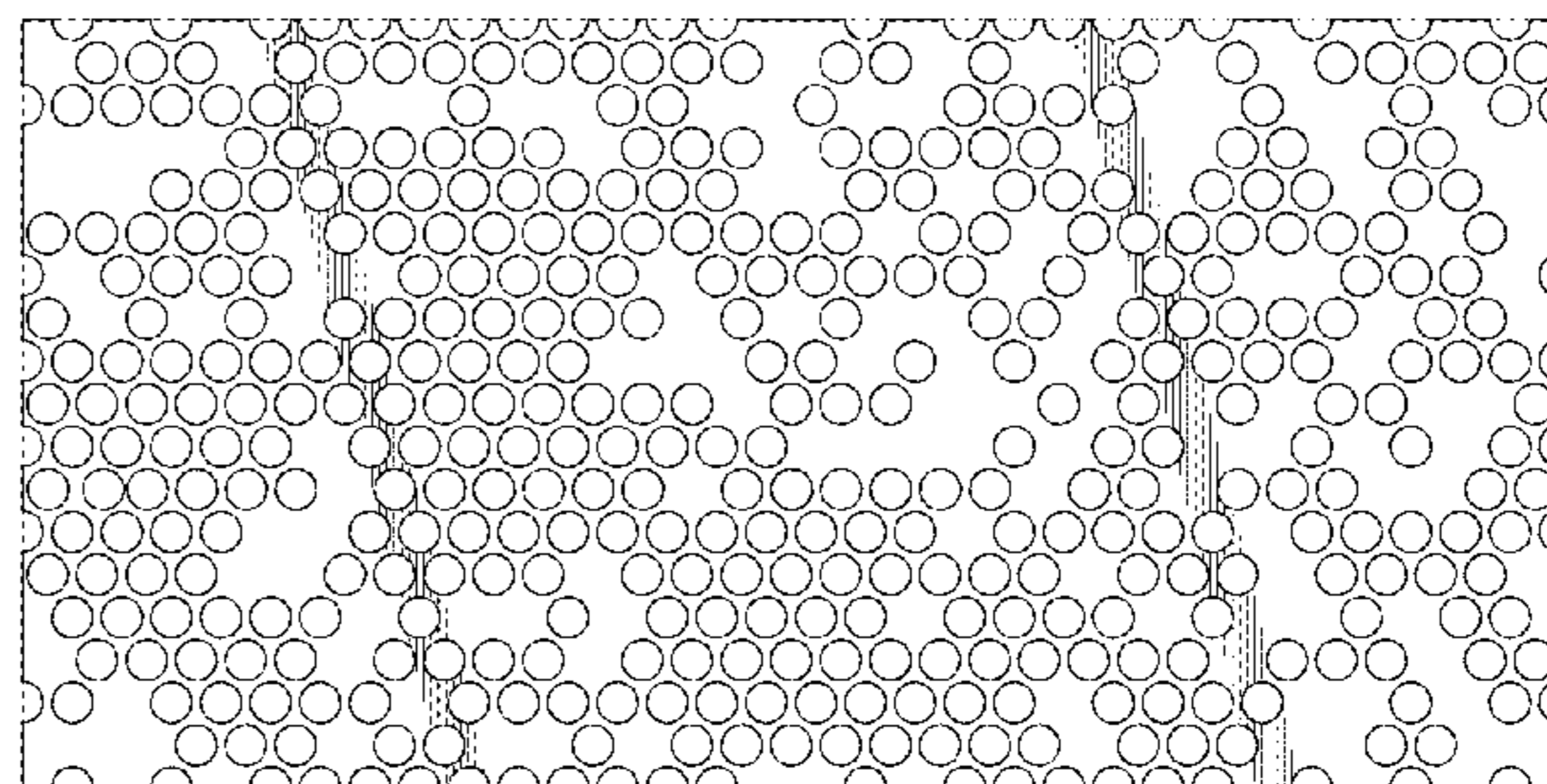
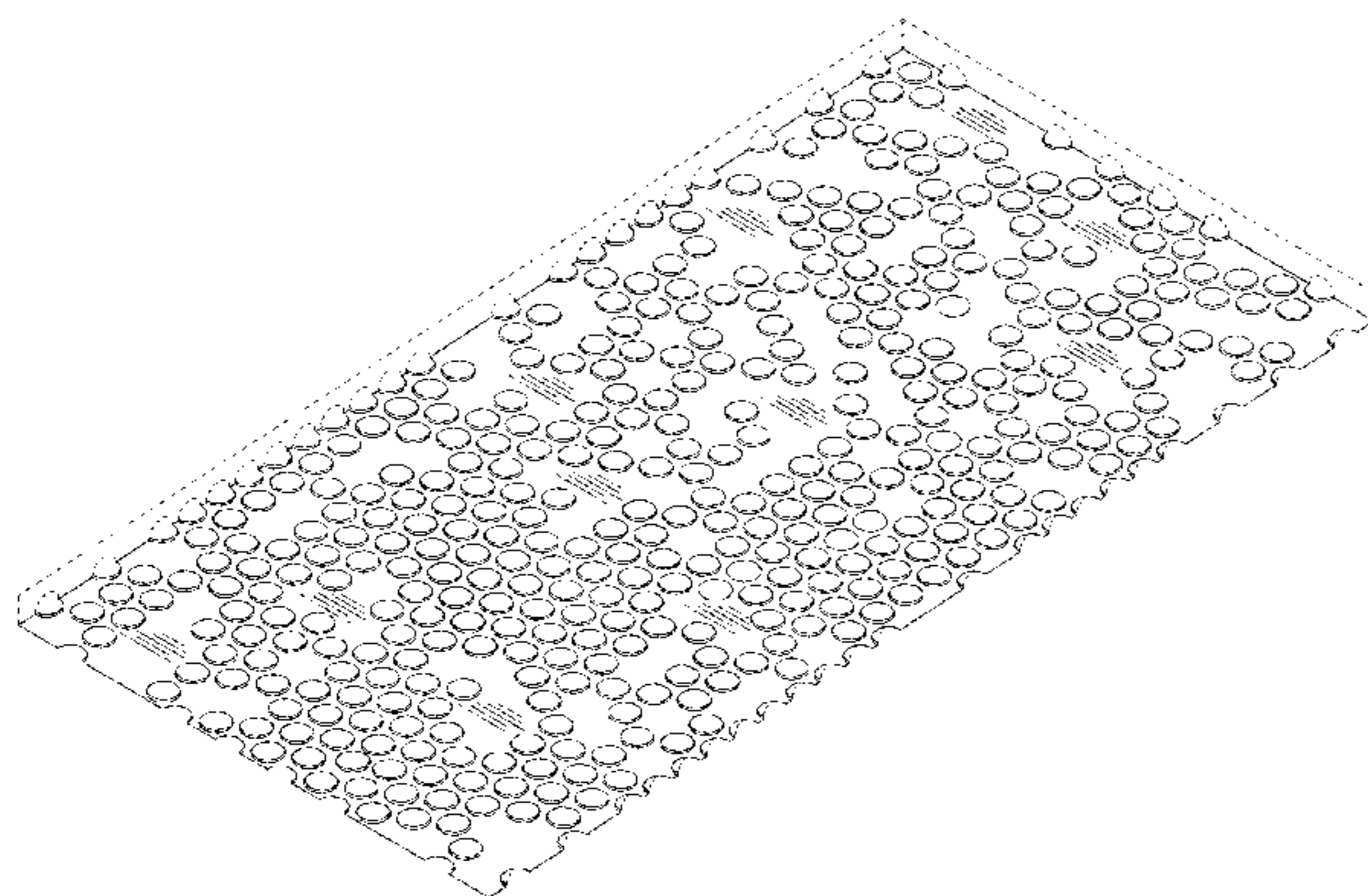
(57) **CLAIM**

The ornamental design for an architectural panel, as shown and described.

DESCRIPTION

FIG. 1 is a perspective view of our new design for an architectural panel;
FIG. 2 is a front elevational view thereof;
FIG. 3 is a right elevational view thereof;
FIG. 4 is a rear elevational view thereof;
FIG. 5 is a left elevational view thereof;
FIG. 6 is a bottom plan view thereof; and,
FIG. 7 is a top plan view thereof.
The broken lines in the accompanying figures depict portions of the architectural panel that form no part of the claimed design.

1 Claim, 3 Drawing Sheets



(56)

References Cited

U.S. PATENT DOCUMENTS

5,912,442 A * 6/1999 Nye G10K 11/172
 181/286
 6,007,890 A * 12/1999 DeBlander B32B 3/26
 181/288
 6,112,852 A * 9/2000 D'Antonio G10K 11/16
 181/295
 6,340,514 B1 * 1/2002 Kerr A47G 27/0231
 156/244.27
 6,352,134 B1 * 3/2002 Wang E01F 8/0023
 181/292
 6,591,560 B2 * 7/2003 Burke, III A47G 27/0231
 428/159
 6,708,387 B2 * 3/2004 Tanabe H04R 19/04
 29/414
 D489,142 S * 4/2004 Froech D25/157
 6,868,940 B1 * 3/2005 Mekwinski E01F 8/007
 181/284
 7,314,114 B2 * 1/2008 Gardner G10K 11/20
 181/284
 7,428,948 B2 * 9/2008 D'Antonio E04B 1/86
 181/292
 7,743,880 B2 * 6/2010 Matsumura B61D 17/185
 181/151
 D653,360 S * 1/2012 Martin D25/138
 8,770,344 B2 * 7/2014 Borroni E04B 1/86
 181/288
 9,090,117 B2 * 7/2015 Moore
 D772,438 S * 11/2016 Martin B44F 7/00
 D25/138
 2015/0042935 A1 * 2/2015 Yamamoto G02B 5/0231
 349/112

* cited by examiner

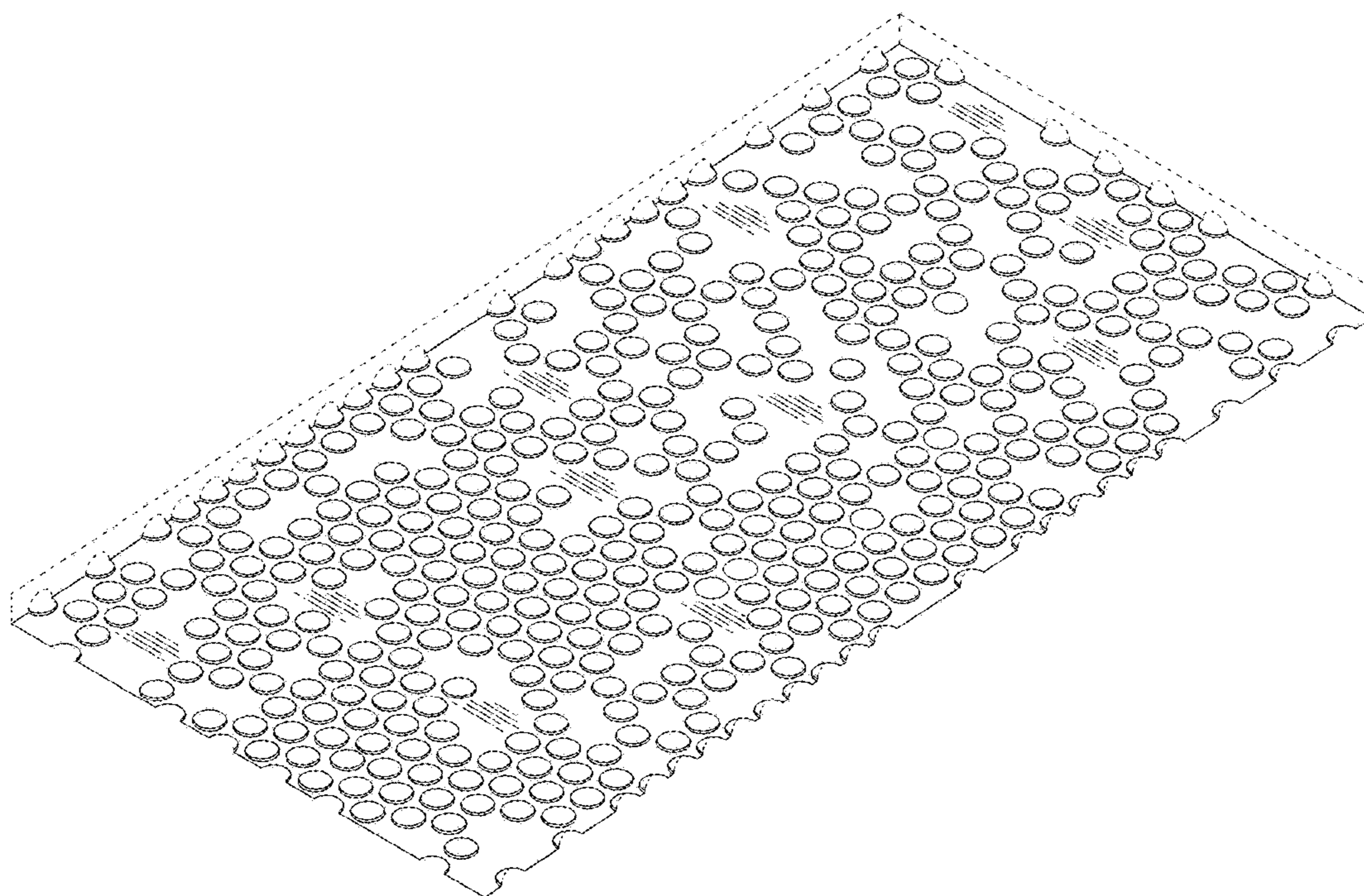


FIG. 1

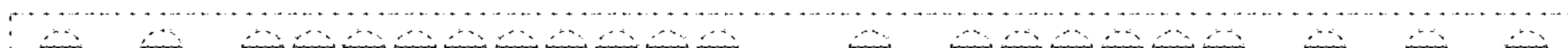


FIG. 2

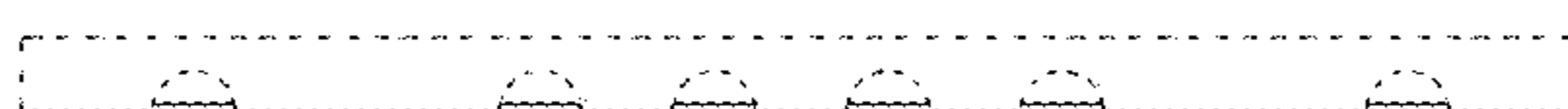


FIG. 3



FIG. 4

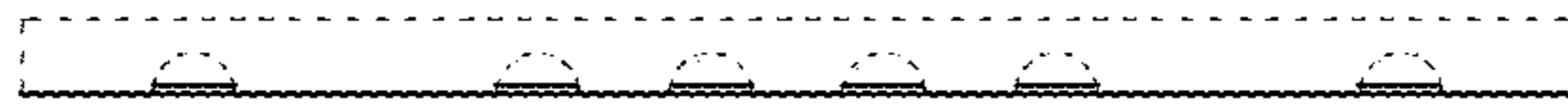


FIG. 5




FIG. 6




FIG. 7