



US00D784548S

(12) **United States Design Patent**  
**Benenati et al.**

(10) **Patent No.:** **US D784,548 S**  
(45) **Date of Patent:** **\*\* Apr. 18, 2017**

- (54) **ORTHOPEdic WALKER**
- (71) Applicant: **Vincent A. Benenati**, Deer Park, NY (US)
- (72) Inventors: **Vincent A. Benenati**, Dix Hills, NY (US); **Jacy Krystal Bulaon**, Baldwin, NY (US)
- (73) Assignee: **Vincent A. Benenati**, Dix Hills, NY (US)
- (\*\*) Term: **15 Years**
- (21) Appl. No.: **29/527,989**
- (22) Filed: **May 22, 2015**

**Related U.S. Application Data**

- (62) Division of application No. 29/444,098, filed on Jan. 25, 2013, now Pat. No. Des. 731,070.
- (51) **LOC (10) Cl.** ..... **24-01**
- (52) **U.S. Cl.**  
USPC ..... **D24/192**
- (58) **Field of Classification Search**  
USPC ..... D24/190–192  
CPC .... A61F 5/0111; A61F 5/0127; A61F 5/0195;  
A61F 5/012  
See application file for complete search history.

**References Cited**

**U.S. PATENT DOCUMENTS**

- 8,043,245 B2 \* 10/2011 Campos ..... A61F 5/0127  
36/23
- D731,070 S \* 6/2015 Benenati ..... D24/192
- 2006/0135899 A1 \* 6/2006 Jerome ..... A61F 5/0111  
602/23
- 2009/0287128 A1 \* 11/2009 Ingimundarson ..... A61F 5/0111  
602/27

- 2011/0146032 A1 \* 6/2011 Hu ..... A61F 5/01  
24/265 R
- 2012/0000092 A1 \* 1/2012 Ingvarsson ..... A61F 5/0111  
36/88
- 2013/0066247 A1 \* 3/2013 Bird ..... A61F 5/0111  
602/13
- 2014/0128789 A1 \* 5/2014 Chen ..... A61F 5/0195  
602/23
- 2014/0350446 A1 \* 11/2014 Gunnsteinsson ..... A61F 5/0111  
602/27
- 2015/0088046 A1 \* 3/2015 Walborn ..... A61F 5/0111  
602/27
- 2015/0164179 A1 \* 6/2015 Walborn ..... A43B 13/14  
36/25 R

\* cited by examiner

*Primary Examiner* — George D Kirschbaum  
*Assistant Examiner* — Jennifer Watkins  
(74) *Attorney, Agent, or Firm* — Curran Patent Law;  
Kevin M. Curran, Esq.

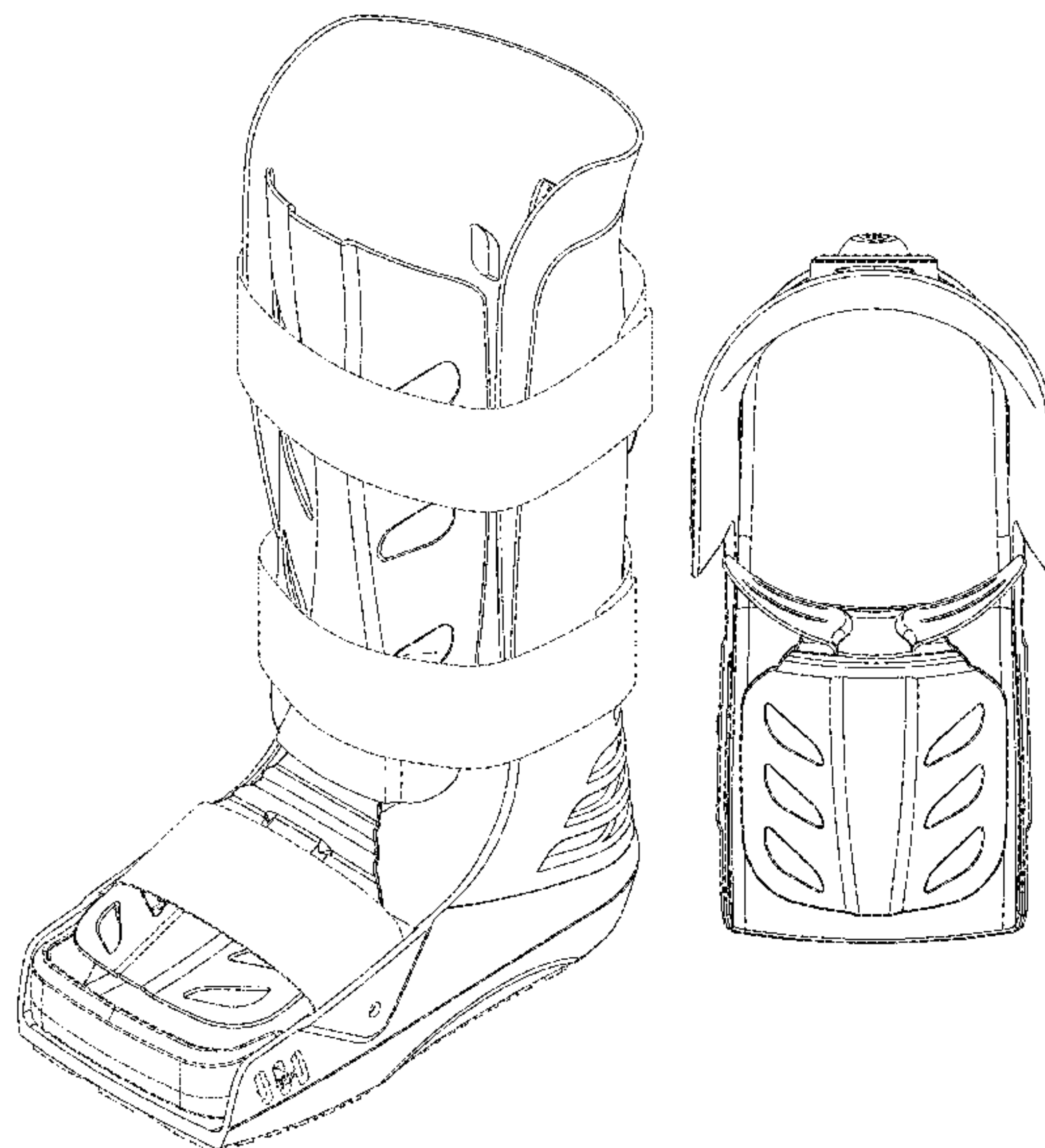
(57) **CLAIM**

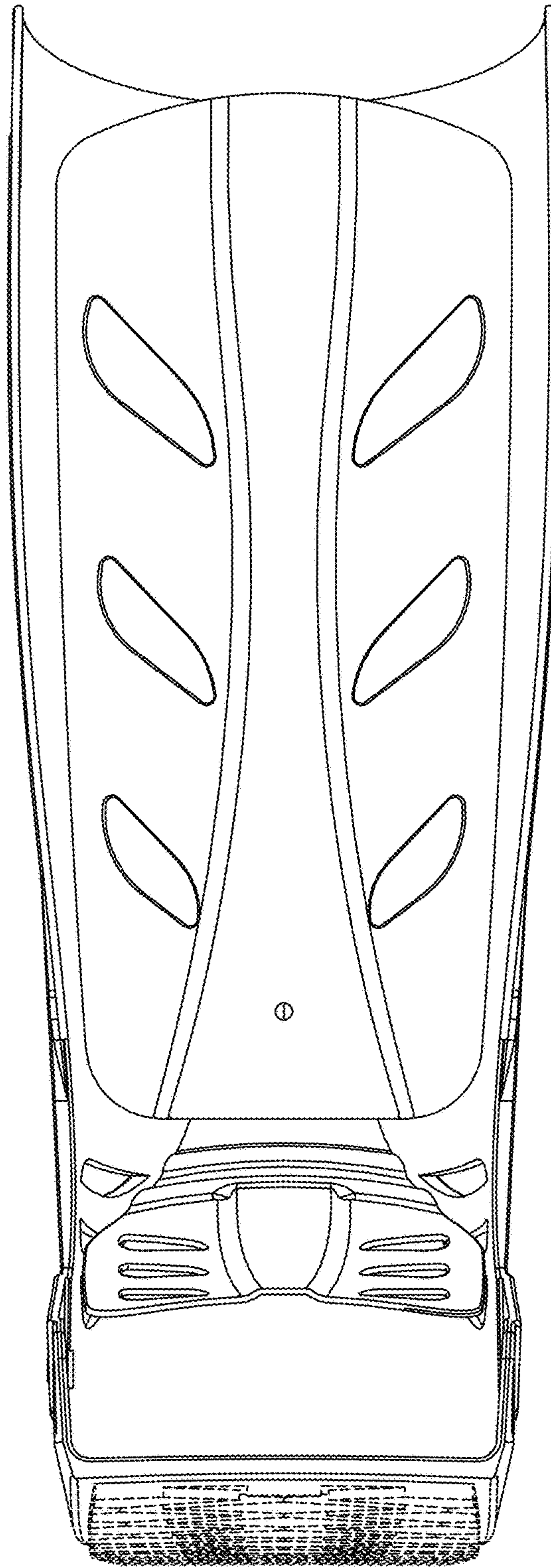
The ornamental design for an orthopedic walker, as shown and described.

**DESCRIPTION**

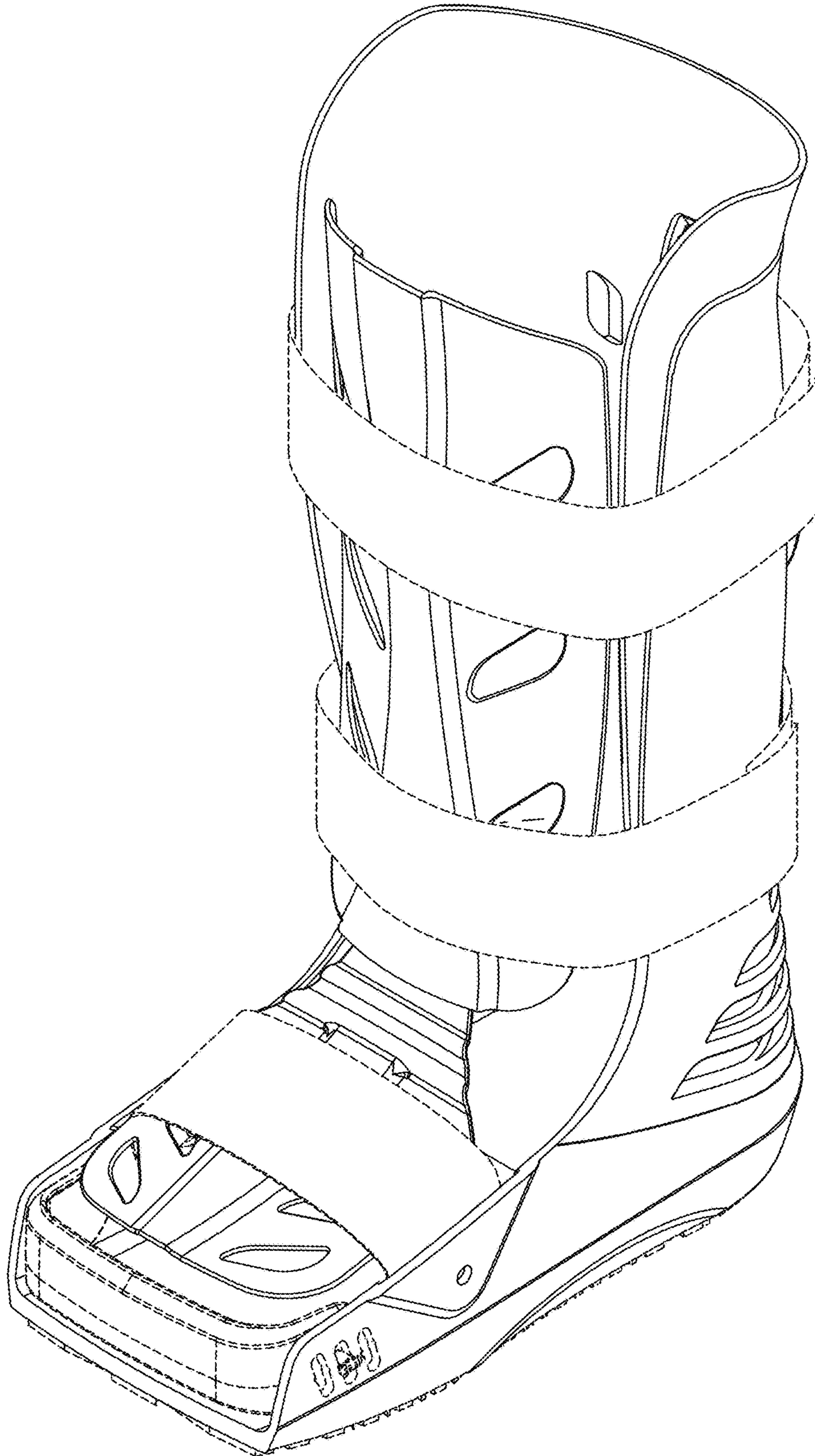
FIG. 1 shows a front elevation view of an orthopedic walker having a bladder inflation bulb on the back side, not visible from the front.  
FIG. 2 shows a front left-side perspective view of FIG. 1.  
FIG. 3 shows a top plan view of FIG. 1.  
FIG. 4 shows a back elevation view of FIG. 1.  
FIG. 5 shows a left-side elevation view of FIG. 1; and, FIG. 6 shows a right-side elevation view of FIG. 1.  
The broken lines in the figures are for the purpose of illustrating portions of an orthopedic walker that form no part of the claim. The broken lines showing straps and a foot bed in FIG. 2 are for the purpose of illustrating environmental subject matter that forms no part of the claim.

**1 Claim, 6 Drawing Sheets**



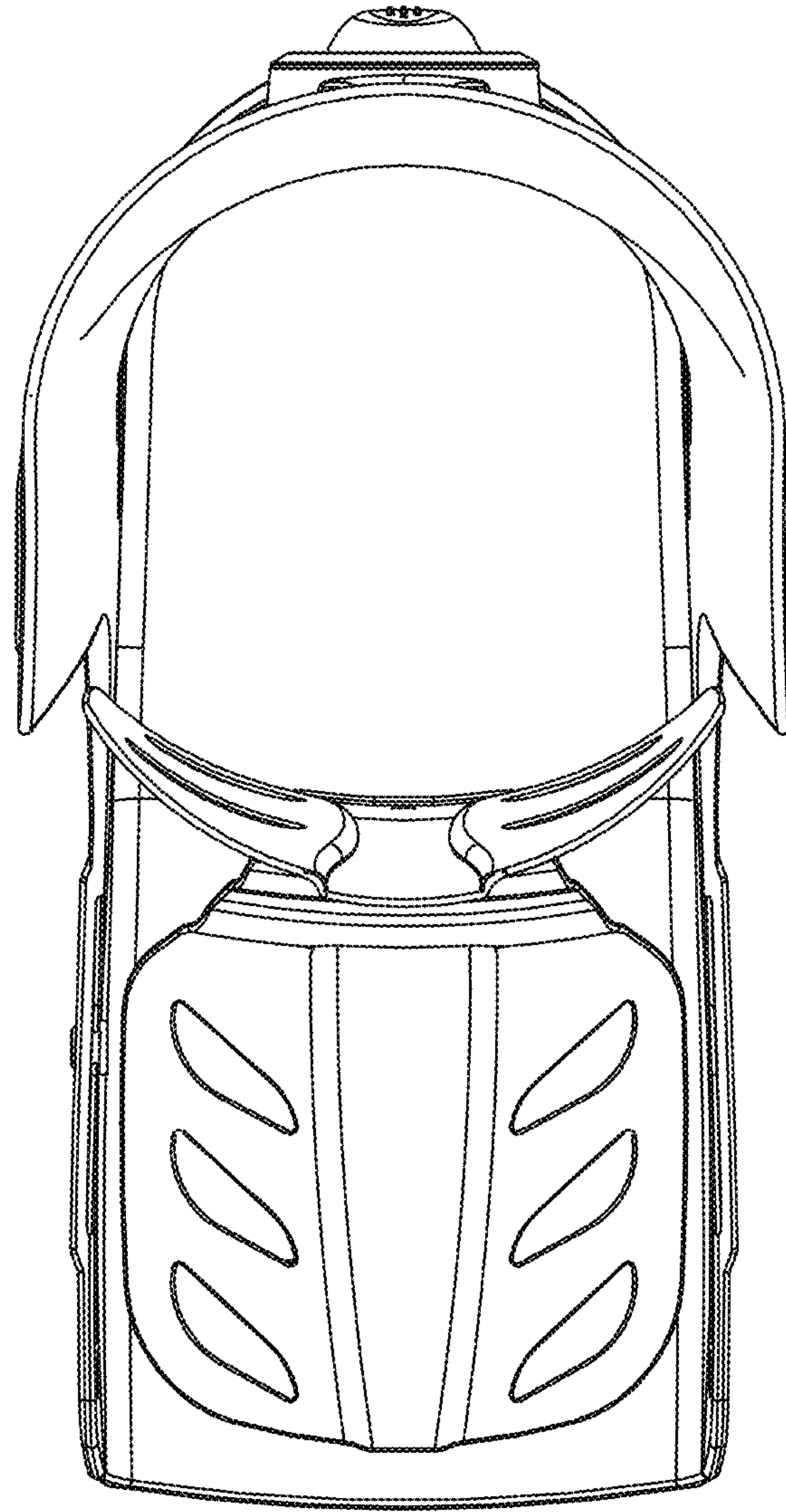


**Fig 1**

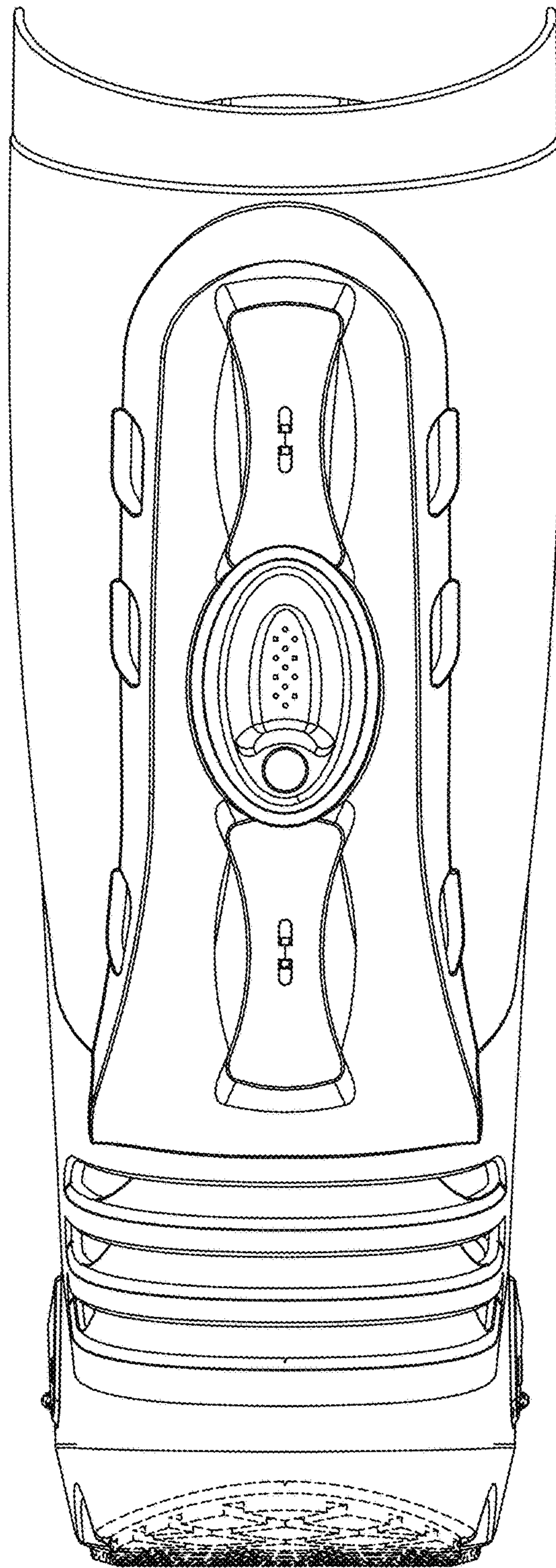


**Fig 2**





**Fig 3**



**Fig 4**

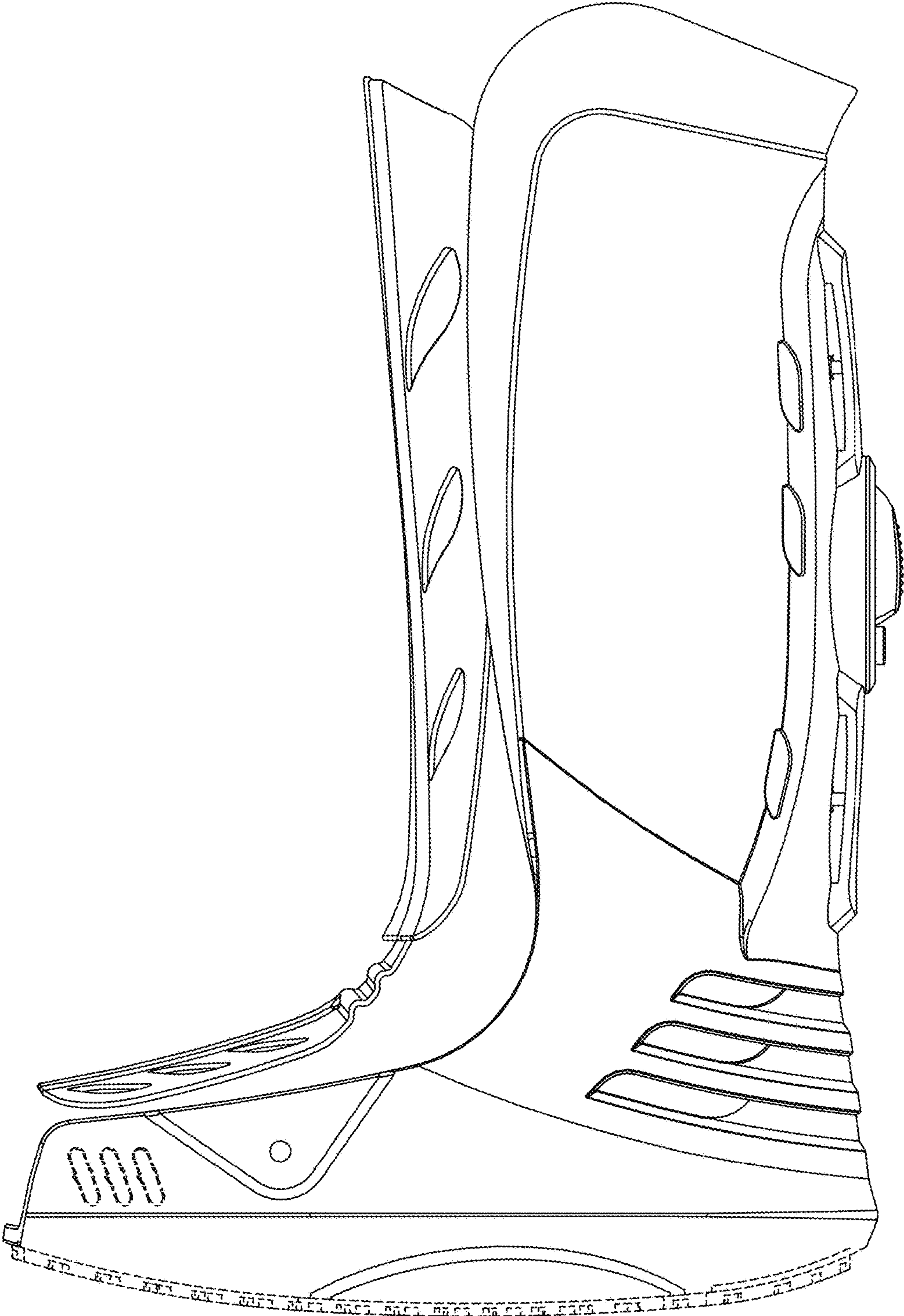
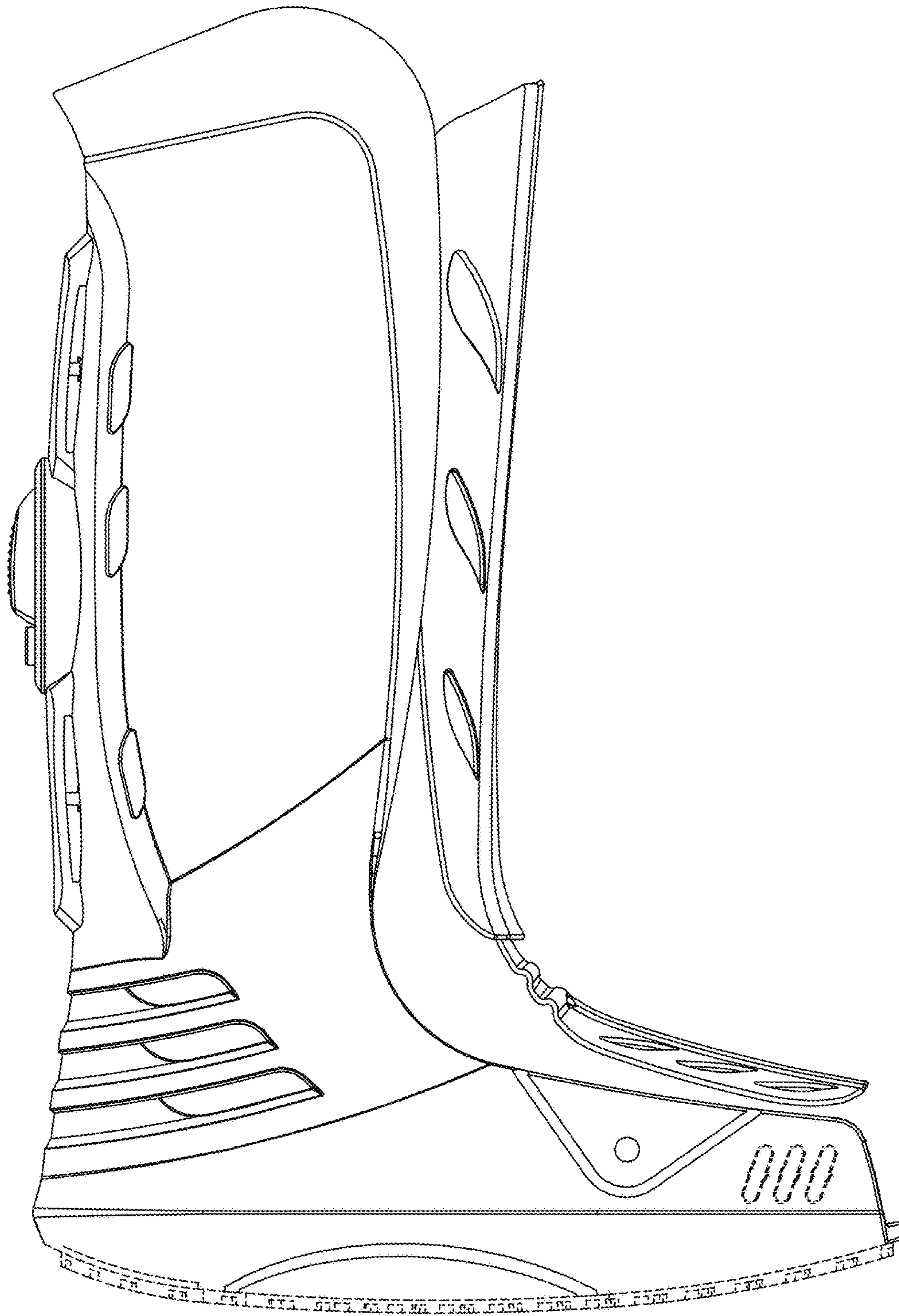


Fig 5



**Fig 6**