



US00D784547S

(12) **United States Design Patent**
Kwon et al.

(10) **Patent No.:** **US D784,547 S**
(45) **Date of Patent:** **** Apr. 18, 2017**

(54) **WALKING FRAME**
(71) Applicant: **Samsung Electronics Co., Ltd.**,
Suwon-si, Gyeonggi-do (KR)
(72) Inventors: **Jongchan Kwon**, Yongin-si (KR);
Baekki Kim, Seoul (KR); **Sangsung**
Woo, Seoul (KR); **Seo Lee**, Yongin-si
(KR); **Yangjic Lee**, Gwacheon-si (KR);
Sangmin Hyun, Seoul (KR)

(73) Assignee: **SAMSUNG ELECTRONICS CO.,**
LTD., Suwon-si, Gyeonggi-Do (KR)

(**) Term: **15 Years**

(21) Appl. No.: **29/543,333**

(22) Filed: **Oct. 23, 2015**

(30) **Foreign Application Priority Data**

Apr. 23, 2015 (KR) 30-2015-0020791

(51) **LOC (10) Cl.** **24-04**

(52) **U.S. Cl.**
USPC **D24/190**

(58) **Field of Classification Search**
USPC D24/155, 188, 190-192
CPC A61F 5/028; A61F 5/0193; A61F 5/0123;
A61F 5/024; A61F 5/026; A61F 5/0125;
A61F 5/0102; A41D 13/0015; A41D
13/0506; A61H 2201/165
See application file for complete search history.

(56) **References Cited**

U.S. PATENT DOCUMENTS

4,905,678 A * 3/1990 Cumins A61F 5/0193
602/16
6,027,466 A * 2/2000 Diefenbacher A61F 5/0125
602/16
6,039,707 A * 3/2000 Crawford A61F 5/0193
602/18

6,090,057 A * 7/2000 Collins A61F 5/0193
602/16
6,769,134 B1 * 8/2004 Mendez A41D 13/065
2/22
7,083,584 B2 * 8/2006 Coligado A61F 5/028
602/19
D572,464 S 7/2008 Koshiishi
7,597,672 B2 * 10/2009 Kruijsen A61F 5/0193
128/117.1

(Continued)

FOREIGN PATENT DOCUMENTS

EM 001323596 5/2012
JP D1211704 12/2004
KR 30-0701984 7/2013

OTHER PUBLICATIONS

JP Registration No. D1211704 English Translation.

Primary Examiner — George D Kirschbaum

Assistant Examiner — Jennifer Watkins

(74) *Attorney, Agent, or Firm* — Ladas & Parry LLP

(57) **CLAIM**

We claim the ornamental design for a walking frame, as shown and described.

DESCRIPTION

FIG. 1 is a front perspective view of a walking frame showing our new design.

FIG. 2 is a front view thereof;

FIG. 3 is a rear view thereof;

FIG. 4 is a left-side view thereof;

FIG. 5 is a right-side view thereof;

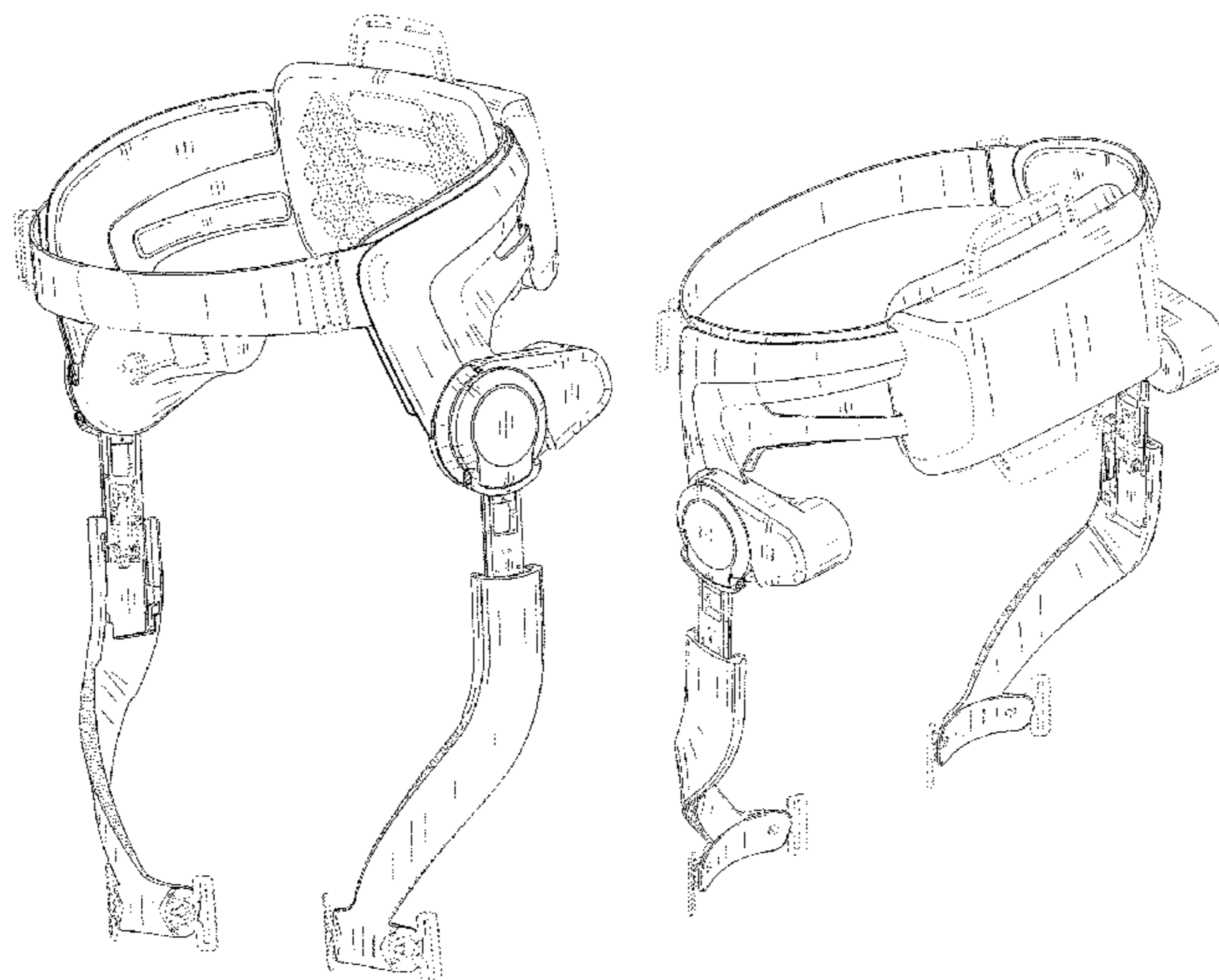
FIG. 6 is a top view thereof;

FIG. 7 is a bottom view thereof; and,

FIG. 8 is a rear perspective view thereof.

The broken lines in the drawings are for the purpose of illustrating portions of a walking frame and form no part of the claim.

1 Claim, 8 Drawing Sheets



(56)

References Cited

U.S. PATENT DOCUMENTS

D726,925 S * 4/2015 Fraser D24/190
D749,227 S * 2/2016 Takama D15/199
2004/0024340 A1* 2/2004 Schwenn A61F 5/0125
602/62
2006/0052732 A1* 3/2006 Shimada A61F 5/0102
602/5
2013/0006159 A1* 1/2013 Nakashima A61H 1/024
602/23
2013/0012852 A1* 1/2013 Imaida A61F 5/01
602/16

* cited by examiner

FIG. 1

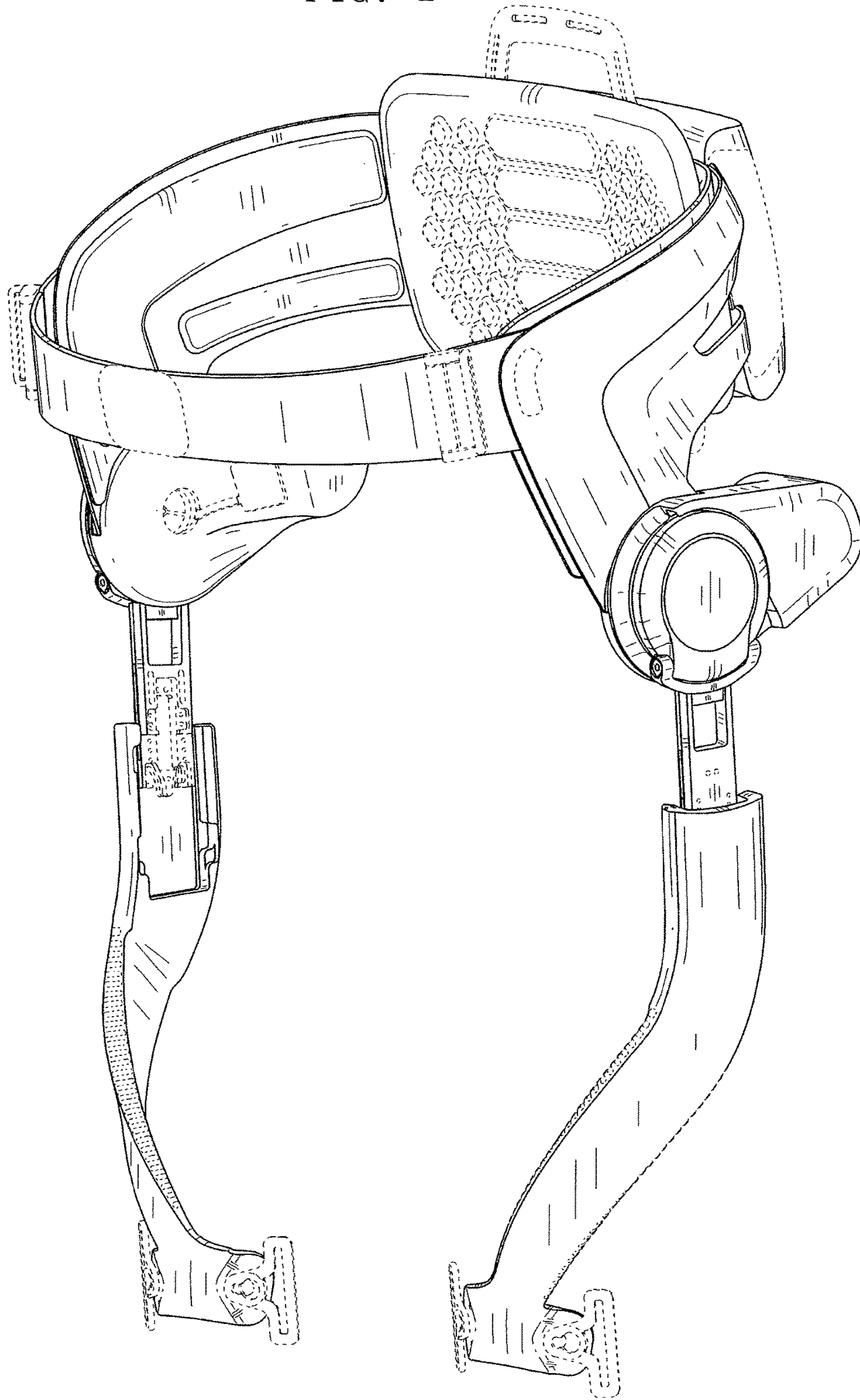


FIG. 2

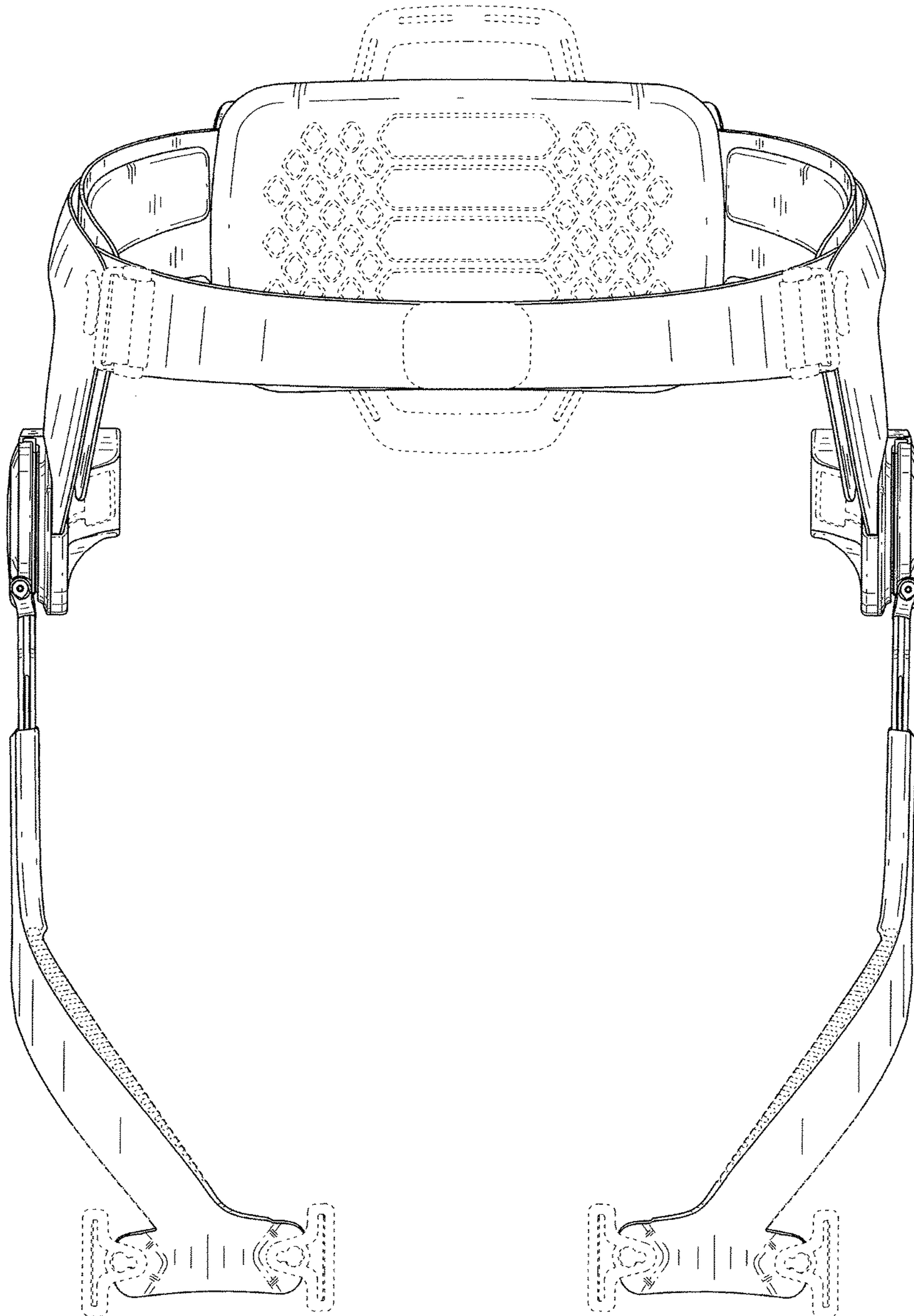


FIG. 3

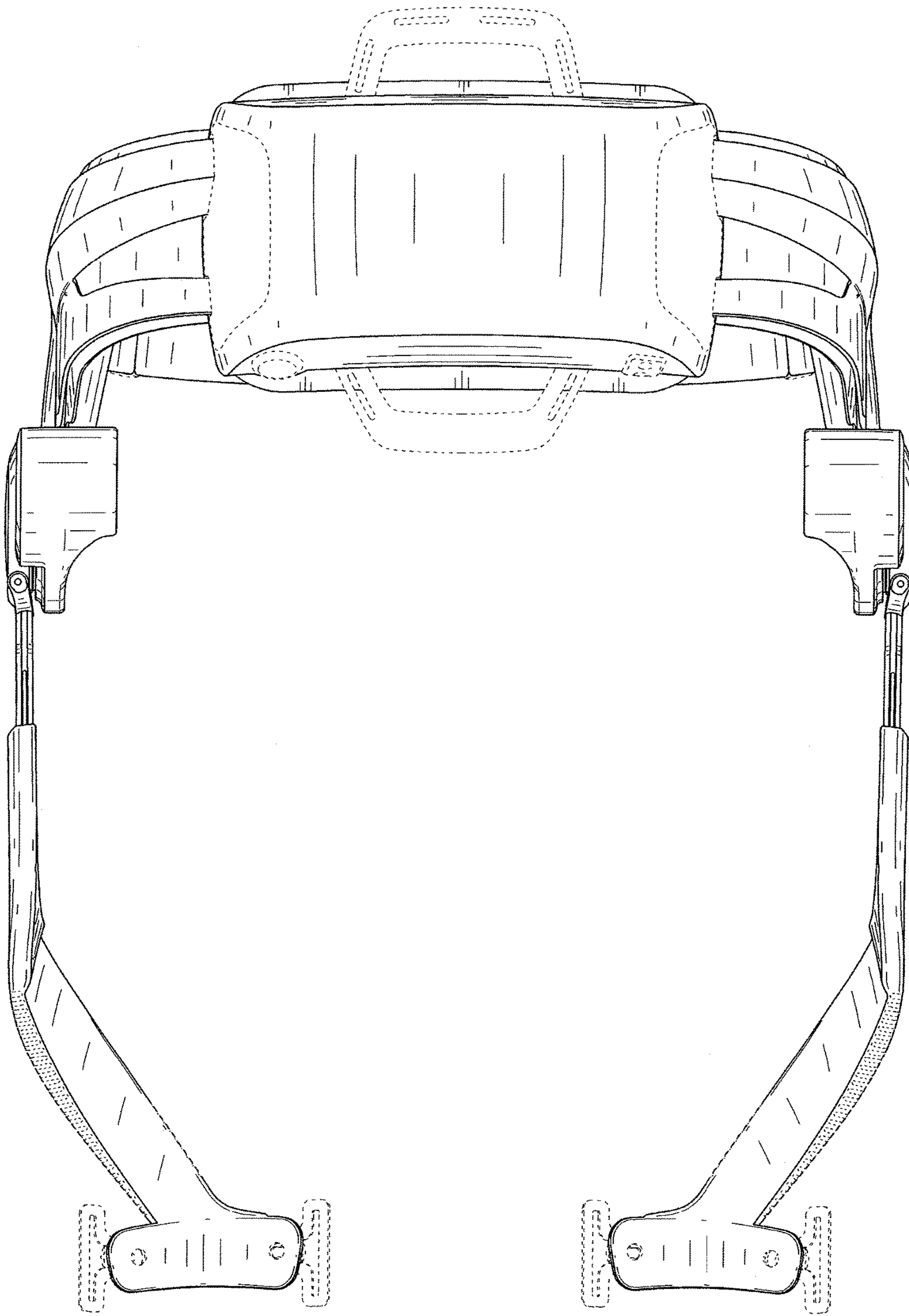


FIG. 4

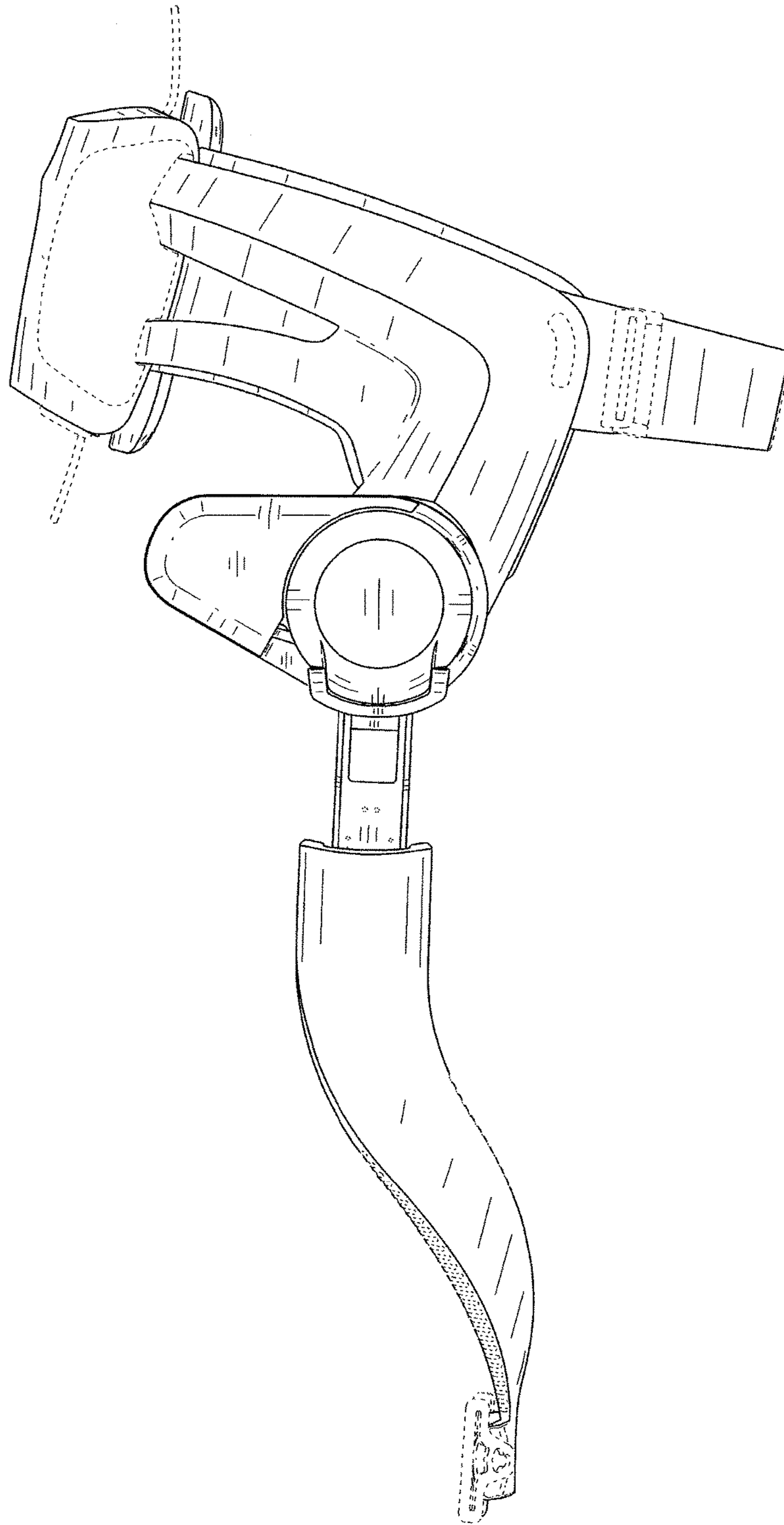


FIG. 5

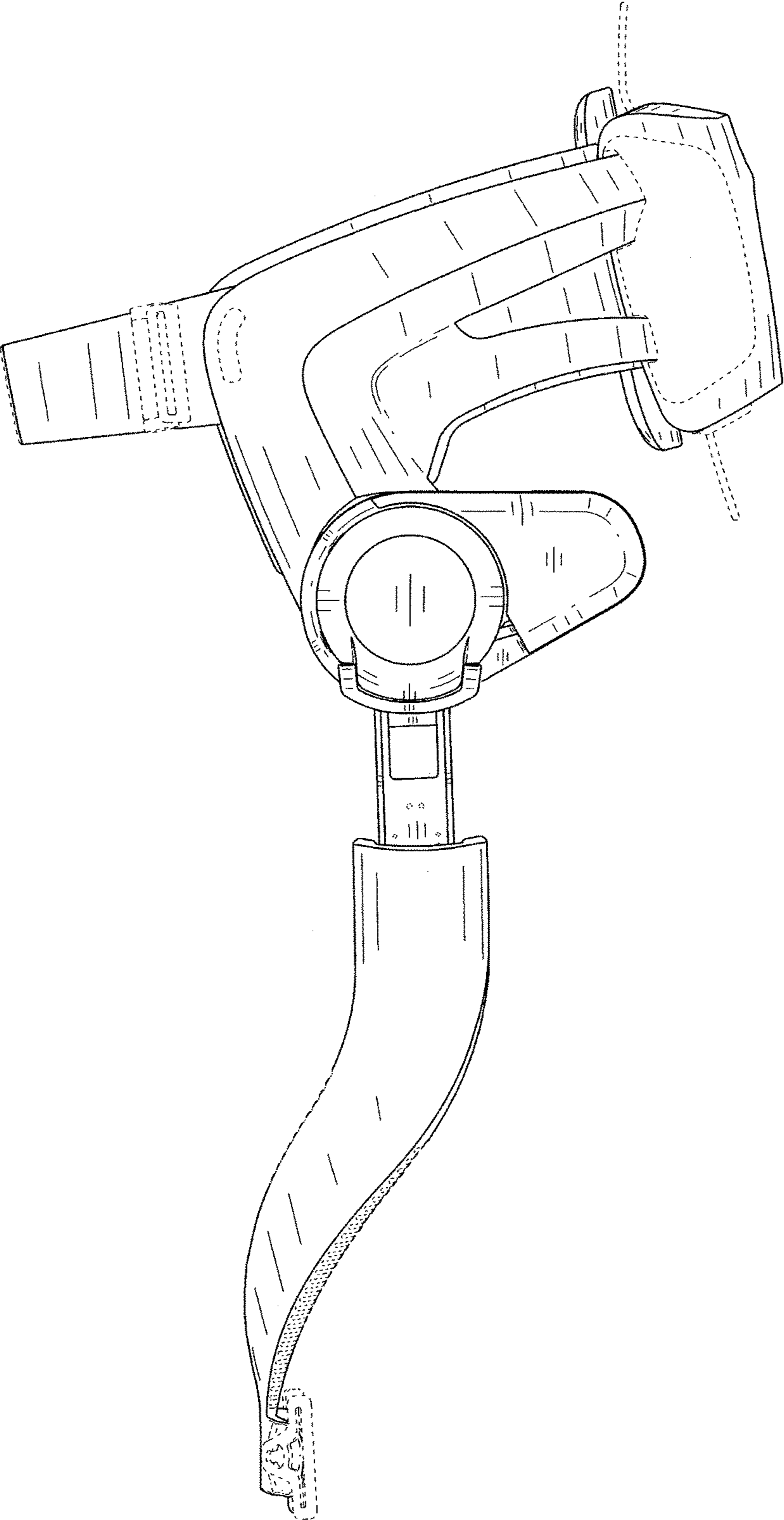


FIG. 6

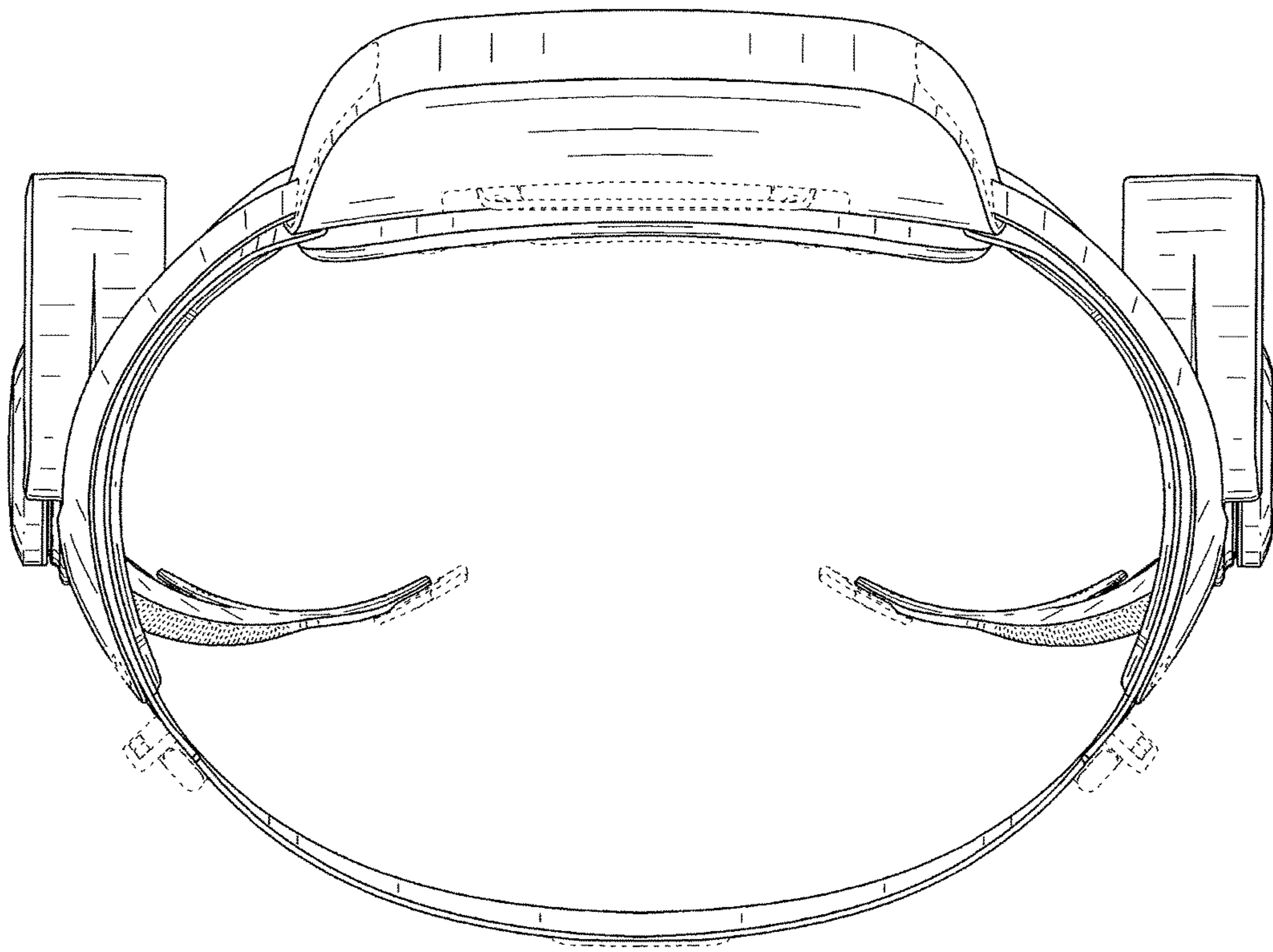


FIG. 7

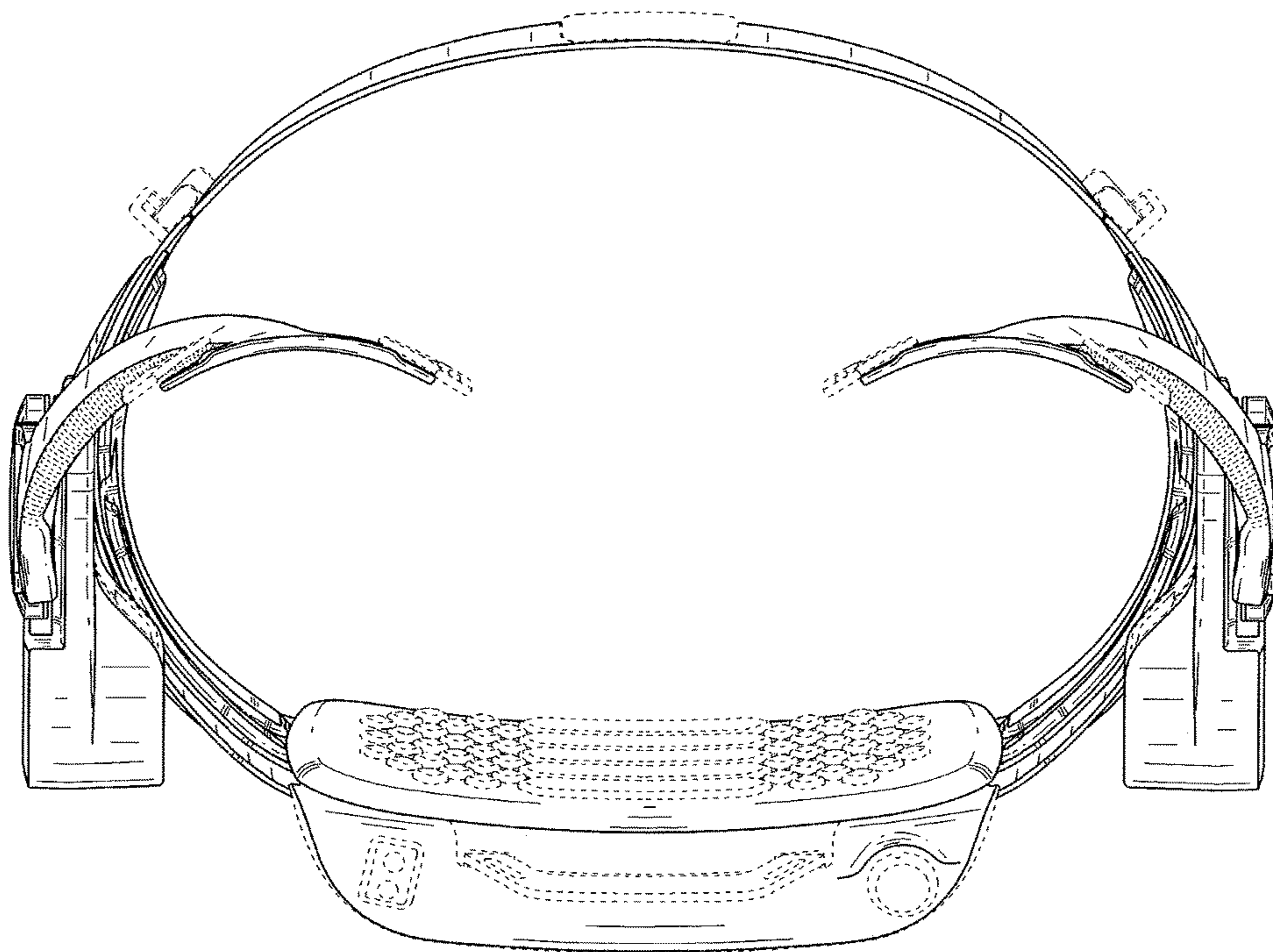


FIG. 8

