

US00D784544S

(12) **United States Design Patent** (10) **Patent No.:** **US D784,544 S**  
**Dudkiewicz et al.** (45) **Date of Patent:** **\*\* Apr. 18, 2017**

(54) **LOWER BACK PAIN TREATMENT AND SPINAL PROTECTION DEVICE**

(71) Applicants: **Rosalie Dudkiewicz**, West Orange, NJ (US); **Dariusz Dudkiewicz**, West Orange, NJ (US)

(72) Inventors: **Rosalie Dudkiewicz**, West Orange, NJ (US); **Dariusz Dudkiewicz**, West Orange, NJ (US)

(73) Assignee: **MIRACLE BACK BRACE, LLC**, West Orange, NJ (US)

(\*\*) Term: **14 Years**

(21) Appl. No.: **29/516,851**

(22) Filed: **Feb. 6, 2015**

(51) **LOC (10) Cl.** ..... **24-04**

(52) **U.S. Cl.**  
USPC ..... **D24/190; D29/101.3**

(58) **Field of Classification Search**  
USPC ..... D24/188, 190, 200, 206; D29/100, D29/101.3, 101.5

CPC .. A61F 5/028; A61F 5/024; A61F 5/03; A61F 5/026; A61F 5/02; A61F 5/30; A41C 1/08  
See application file for complete search history.

(56) **References Cited**

**U.S. PATENT DOCUMENTS**

5,334,134 A 8/1994 Saunders  
5,399,150 A 3/1995 Saunders  
5,405,313 A 4/1995 Albin  
5,651,763 A 7/1997 Gates  
D494,324 S \* 8/2004 Mundy ..... D29/121.1  
D514,702 S \* 2/2006 Metcalfe ..... D24/188

D609,359 S \* 2/2010 Yim ..... D24/206  
D626,245 S \* 10/2010 Sagnip ..... D24/190  
D635,682 S \* 4/2011 Chiang ..... D24/190  
8,012,113 B2 9/2011 Lee et al.  
D660,439 S \* 5/2012 Chen ..... D24/190  
8,226,587 B2 7/2012 Segal et al.  
D695,902 S \* 12/2013 Daniels ..... D24/206  
2010/0168630 A1 7/2010 Cropper et al.  
2013/0090585 A1 4/2013 Bue, Jr. et al.

**FOREIGN PATENT DOCUMENTS**

EP 1452155 A2 2/2004  
WO 2007027573 A2 3/2007

\* cited by examiner

*Primary Examiner* — George D Kirschbaum

*Assistant Examiner* — Jennifer Watkins

(74) *Attorney, Agent, or Firm* — Gearhart Law LLC

(57) **CLAIM**

We claim the ornamental design for a lower back pain treatment and spinal protection device, as shown and described.

**DESCRIPTION**

FIG. 1 is a front perspective view of a lower back pain treatment and spinal protection device.

FIG. 2 is a front view of FIG. 1.

FIG. 3 is a rear view of FIG. 1.

FIG. 4 is a right side view of FIG. 1.

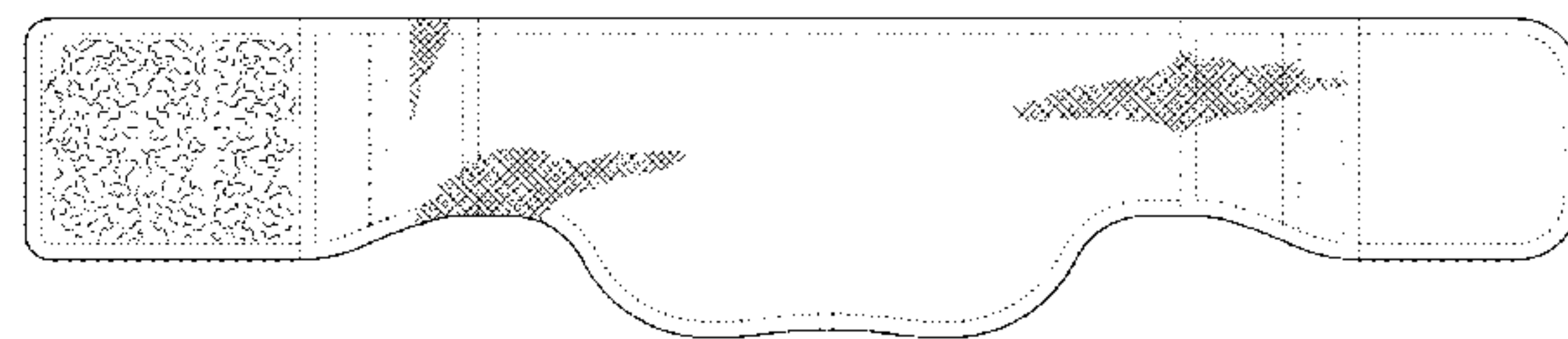
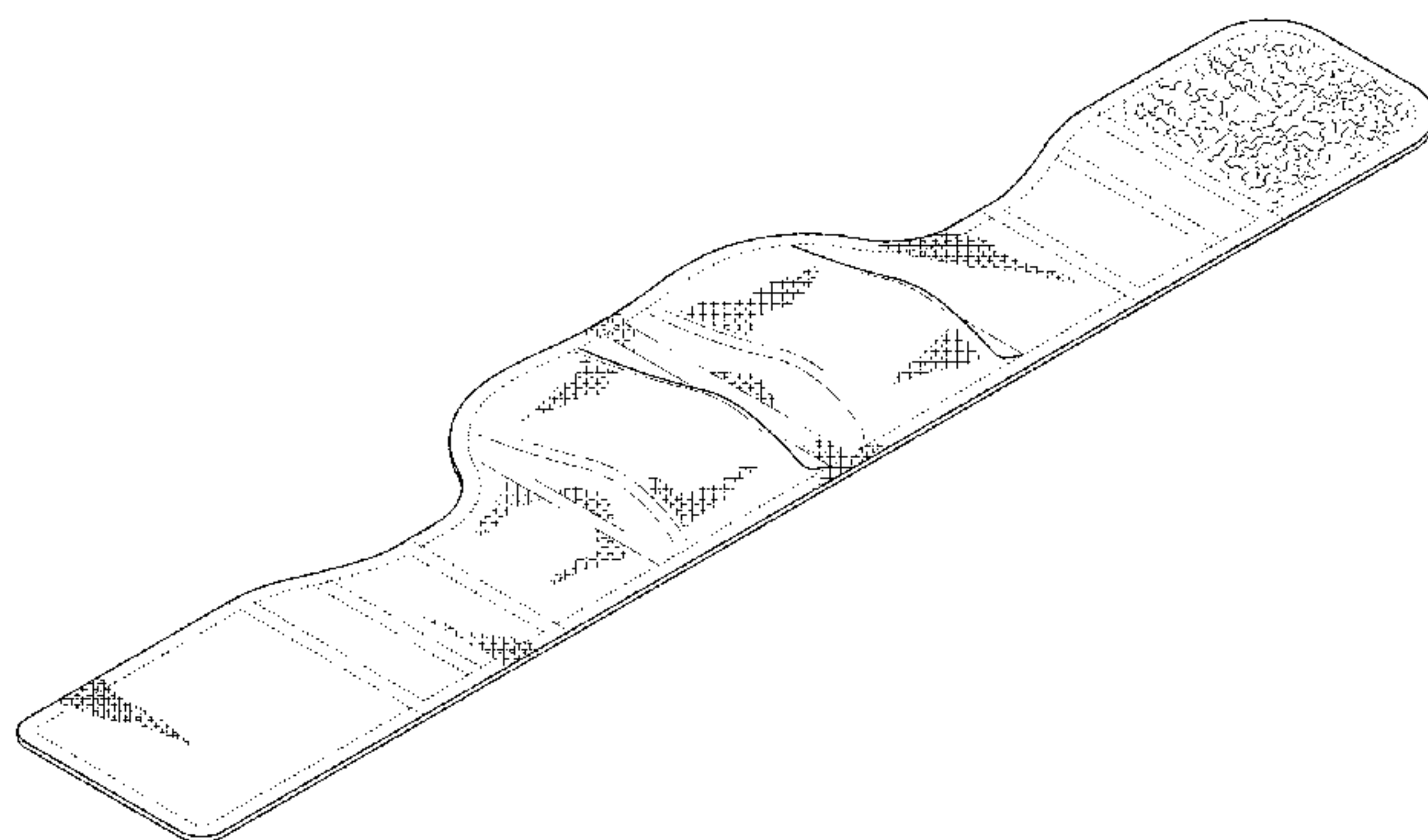
FIG. 5 is a left side view of FIG. 1.

FIG. 6 is a top view of FIG. 1; and,

FIG. 7 is a bottom view of FIG. 1.

The broken lines as shown in the drawings denote stitching and form part of the claimed design.

**1 Claim, 4 Drawing Sheets**



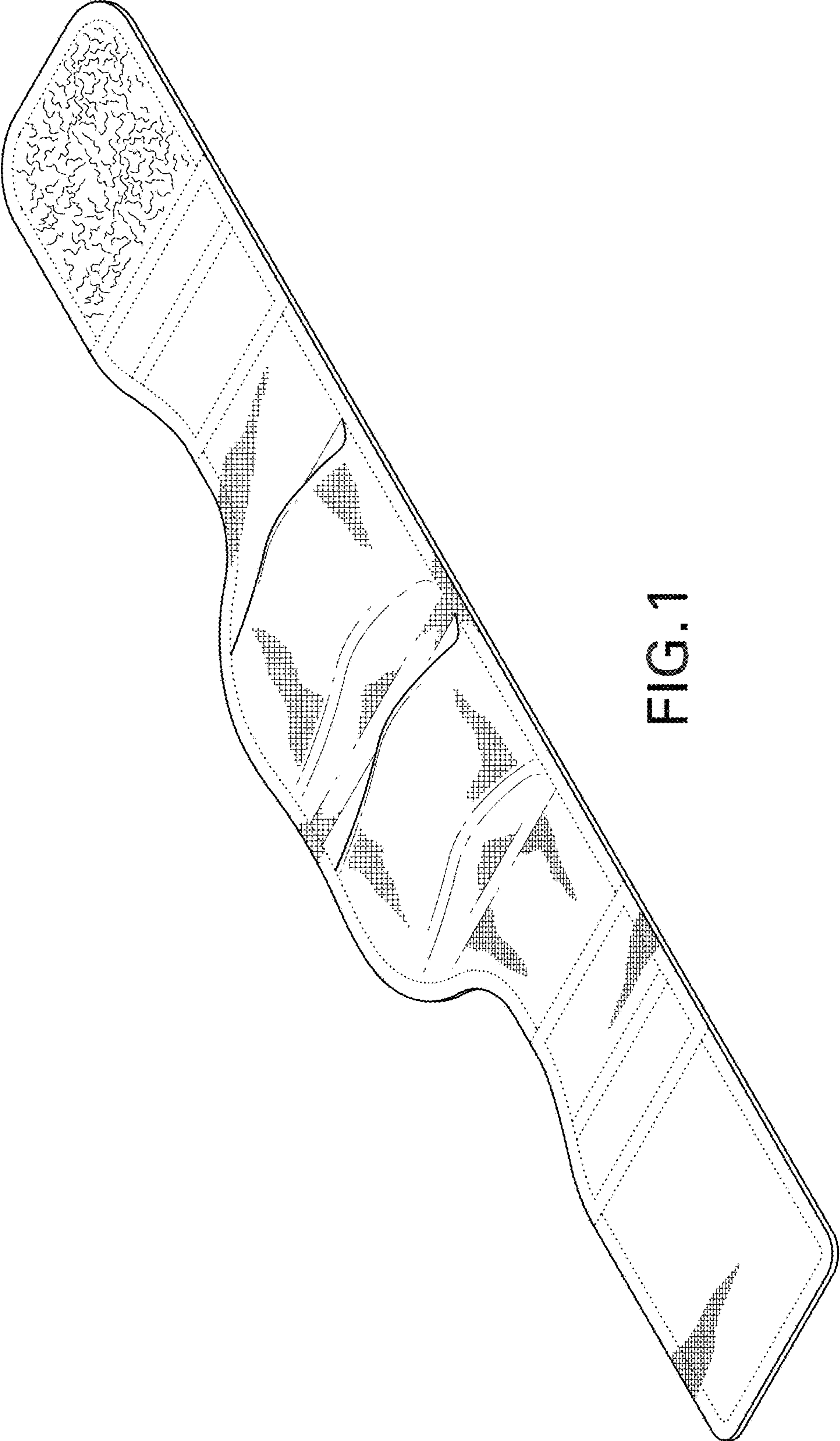


FIG. 1



FIG. 2



FIG. 3

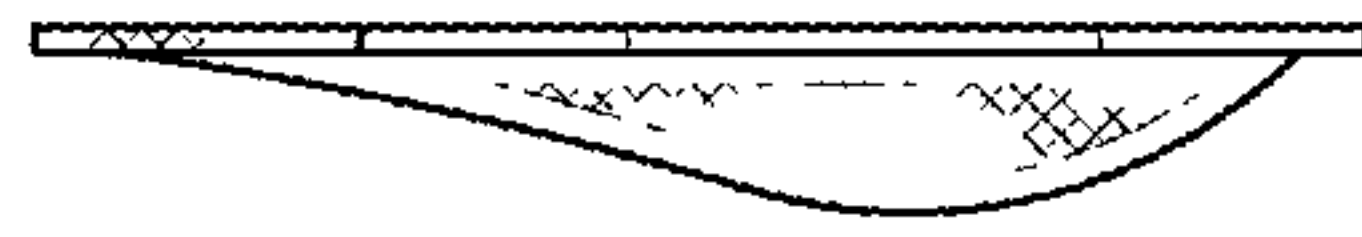


FIG. 5




FIG. 4

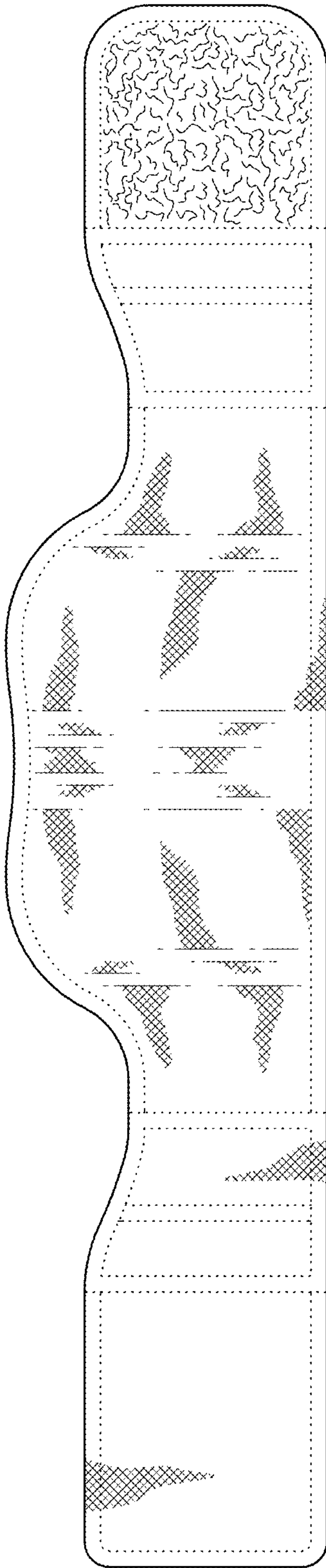


FIG. 6

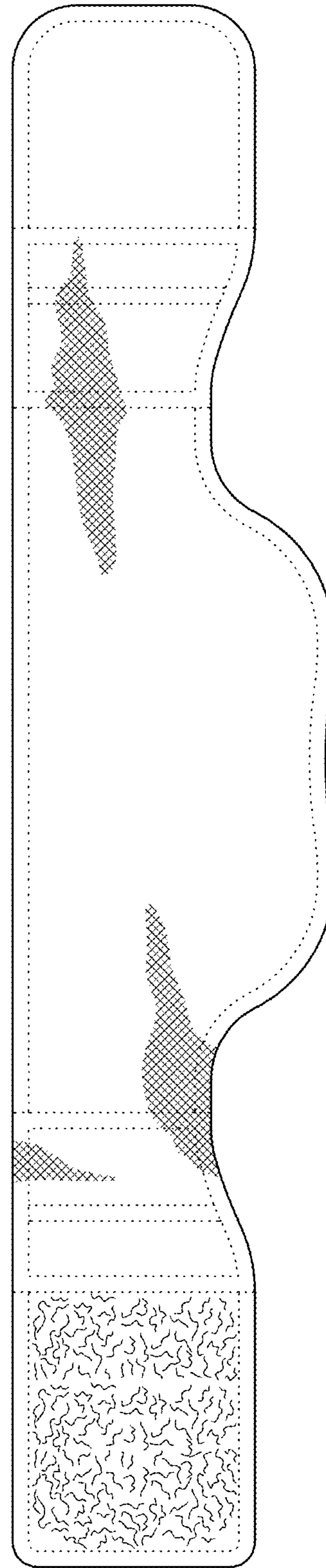


FIG. 7