

US00D784519S

(12) **United States Design Patent** (10) **Patent No.:** **US D784,519 S**
Nordquist et al. (45) **Date of Patent:** **** Apr. 18, 2017**

(54) **GASTRIC MATERIAL COLLECTION BAG**

8,529,471 B2 9/2013 Holte
D699,343 S * 2/2014 Clements D24/118
2010/0137746 A1 6/2010 Holte

(71) Applicant: **Corpak Medsystems, Inc.**, Buffalo Grove, IL (US)

FOREIGN PATENT DOCUMENTS

(72) Inventors: **Jeffrey S. Nordquist**, Lake Barrington, IL (US); **Elizabeth J. Klodd**, Lincolnwood, IL (US); **Steven M. Maraone**, Chicago, IL (US)

WO 2013/059571 A1 4/2013

OTHER PUBLICATIONS

(73) Assignee: **Corpak Medsystems, Inc.**, Buffalo Grove, IL (US)

International Search Report and Written Opinion issued in international application No. PCT/US2015/048586, mailed Apr. 7, 2016, 21 pages.
Farrell® Valve System with Equilibrium Technology™ in brochure, link: <http://www.corpakmedsystems.com/wp-content/uploads/2014/12/FarrellBrochure-acute.pdf>, Corpak MedSystems, Inc., copyright 2014, 4 pages.

(**) Term: **15 Years**

* cited by examiner

(21) Appl. No.: **29/538,557**

(22) Filed: **Sep. 4, 2015**

(51) **LOC (10) Cl.** **24-02**

Primary Examiner — Garth Rademaker

(52) **U.S. Cl.**
USPC **D24/118**

Assistant Examiner — Samantha Q Lawrence

(58) **Field of Classification Search**
USPC D24/108, 117, 118, 127, 128; 600/573, 600/584; 604/19, 27, 48
See application file for complete search history.

(74) *Attorney, Agent, or Firm* — Dority & Manning, P.A.

(57) **CLAIM**

The ornamental design for a gastric material collection bag, as shown and described herein.

(56) **References Cited**

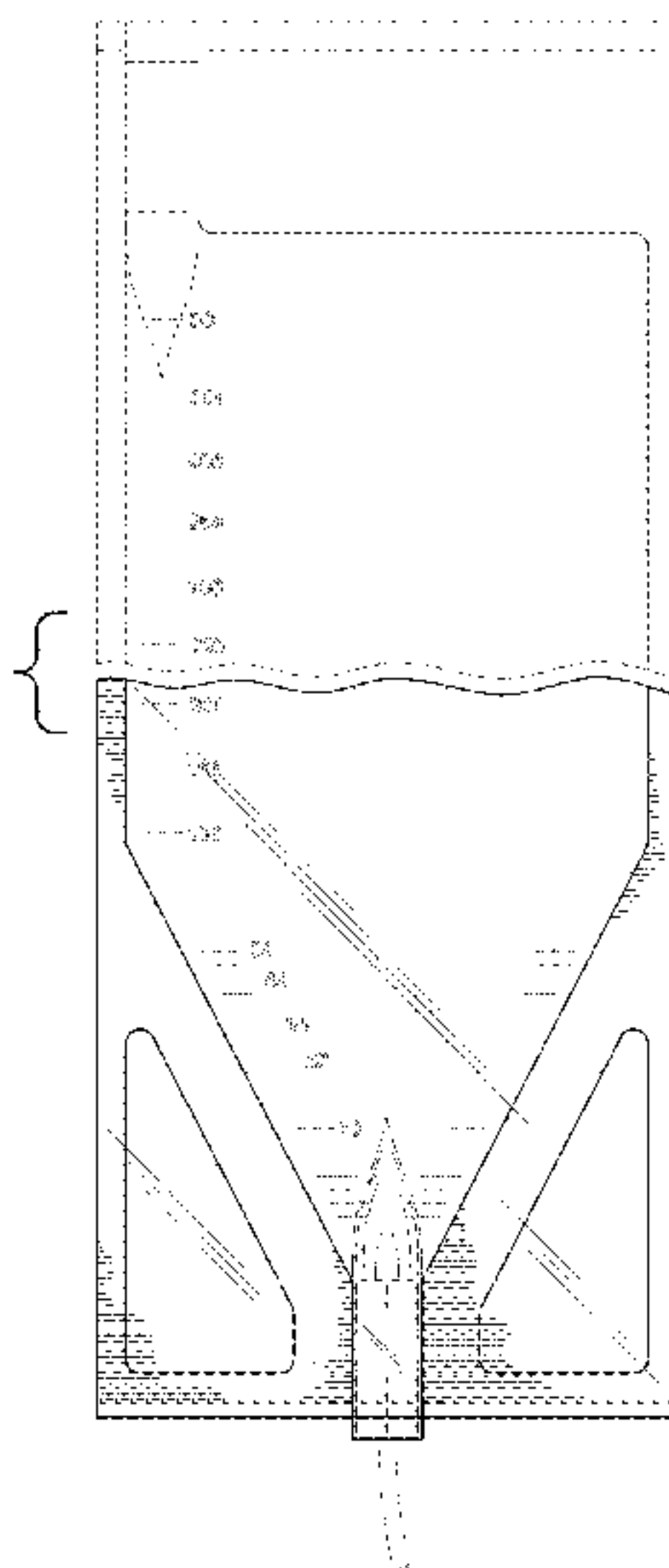
DESCRIPTION

U.S. PATENT DOCUMENTS

4,753,639	A *	6/1988	Iwatschenko	A61J 1/10
					222/23
D306,759	S *	3/1990	D'Alo	D24/118
D354,129	S *	1/1995	Salvadori	D24/118
D400,245	S *	10/1998	Niedospial, Jr.	D24/118
D400,253	S *	10/1998	Niedospial, Jr.	D24/118
D408,533	S *	4/1999	Niedospial, Jr.	D24/118
5,919,146	A *	7/1999	Propp	A61B 5/20
					600/573
6,287,289	B1 *	9/2001	Niedospial, Jr.	A61J 1/10
					206/828
6,482,170	B1	11/2002	Andersen		
D604,637	S *	11/2009	Ueda	D24/118
D687,949	S *	8/2013	Ueda	D24/118
D688,794	S *	8/2013	Ueda	D24/118

FIG. 1 is a front elevational view of a gastric material collection bag;
FIG. 2 is a left side elevational view thereof, wherein the right side elevational view is a mirror image of the left side elevational view;
FIG. 3 is a rear elevational view thereof;
FIG. 4 is a top plan view thereof; and,
FIG. 5 is a bottom plan view thereof.
The ornamental design that is claimed is shown in solid lines in the drawings.
The broken lines shown in FIGS. 1-5 illustrate portions of the gastric material collection bag that form no part of the claimed design.

1 Claim, 3 Drawing Sheets



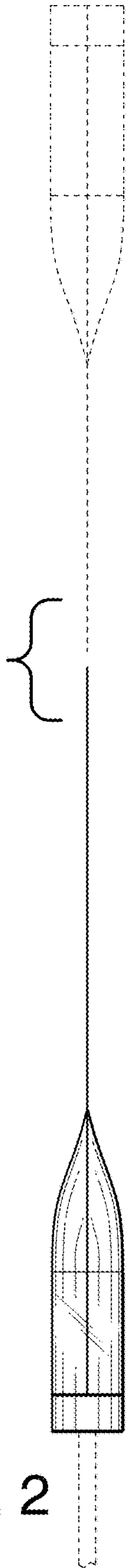


FIG. 2

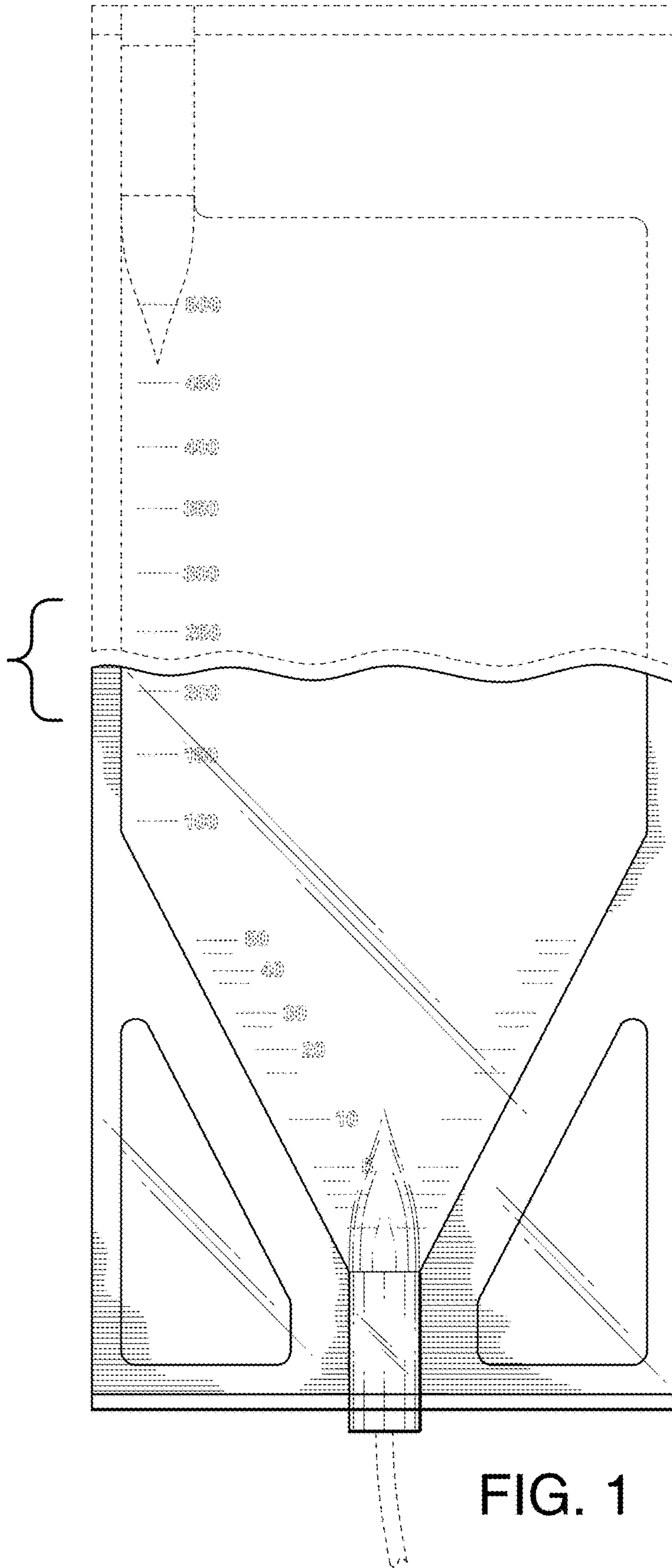


FIG. 1

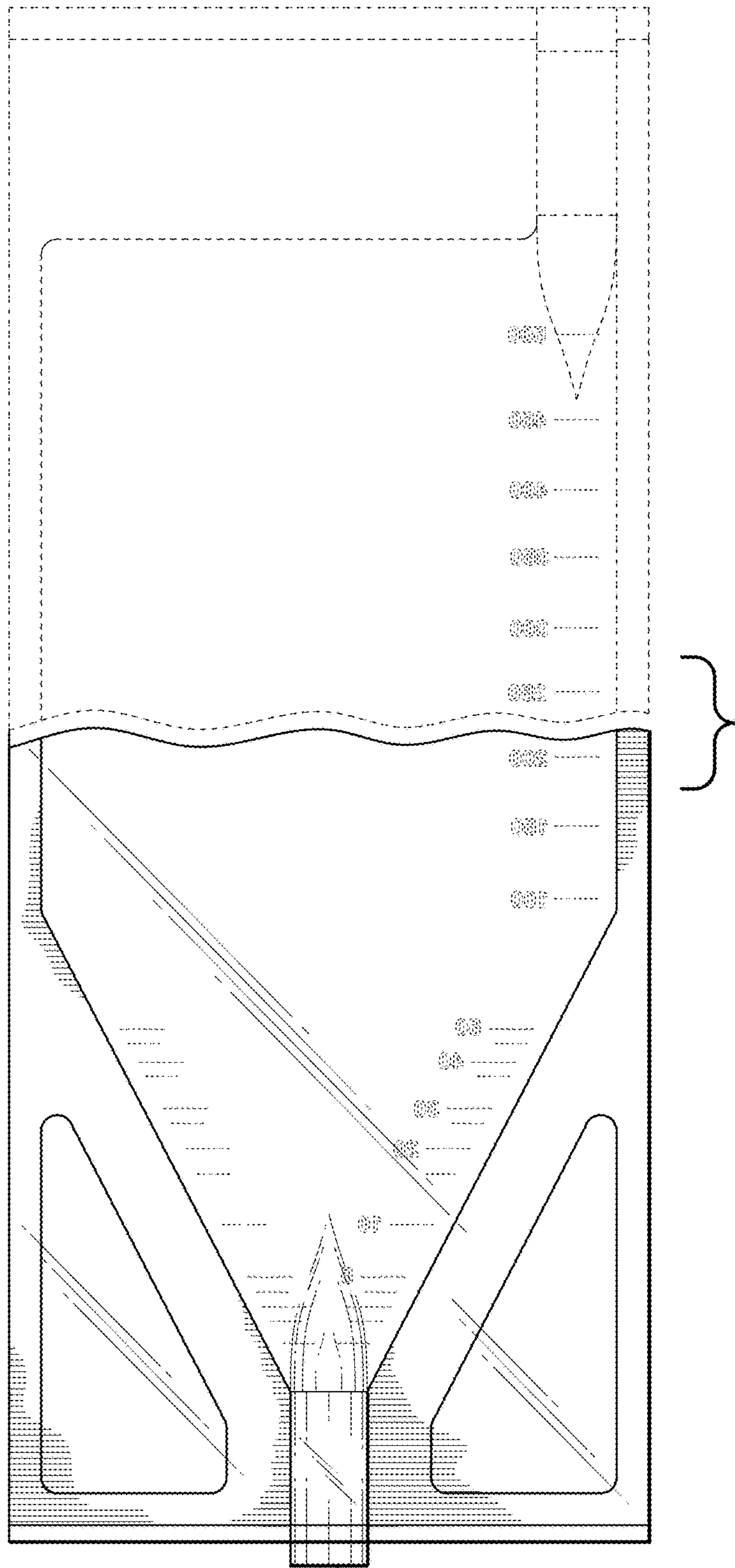


FIG. 3

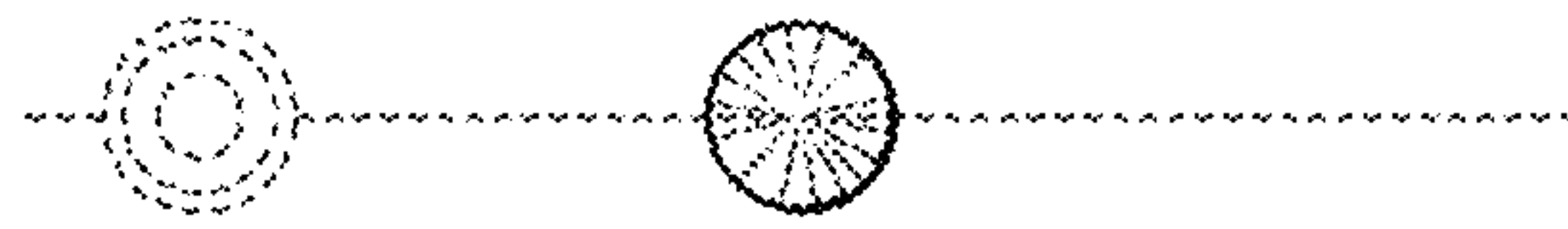


FIG. 4



FIG. 5