



US00D784518S

(12) **United States Design Patent**
Tremolada

(10) **Patent No.:** **US D784,518 S**

(45) **Date of Patent:** **** Apr. 18, 2017**

(54) **MEDICAL EQUIPMENT**

(71) Applicant: **Carlo Tremolada**, Milan (IT)

(72) Inventor: **Carlo Tremolada**, Milan (IT)

(73) Assignee: **LIPOGEMS INTERNATIONAL S.P.A.**, Milan (IT)

(**) Term: **14 Years**

(21) Appl. No.: **29/525,233**

(22) Filed: **Apr. 28, 2015**

(30) **Foreign Application Priority Data**

Nov. 3, 2014 (EM) 002569962-0001

(51) **LOC (10) Cl.** **24-02**

(52) **U.S. Cl.**
USPC **D24/118**

(58) **Field of Classification Search**
USPC D24/118, 112-114, 108, 130, 127, 133,
D24/186; 606/181, 185; 604/408, 264,
604/523-528, 272, 164.01-164.11, 187,
604/93.01; 600/101, 139, 143;
128/200.24, 207.14, 207.15, DIG. 24
CPC A61M 25/00; A61M 39/00; A61M 27/00;
A61M 25/0043; A61M 25/0067; A61M
25/0097; A61F 2/958
See application file for complete search history.

(56) **References Cited**

U.S. PATENT DOCUMENTS

D242,653 S * 12/1976 Ekbladh D24/118
4,402,682 A * 9/1983 Garver, Sr. A61M 5/158
524/297

D316,450 S * 4/1991 Baber D24/118
5,147,332 A * 9/1992 Moorehead A61M 25/0075
604/247
D380,543 S * 7/1997 Piontek D24/108
D385,035 S * 10/1997 Niedospial, Jr. D24/118
D395,136 S * 6/1998 Ropiak D24/118
7,241,281 B2 * 7/2007 Coelho A61M 1/0209
210/252
7,727,206 B2 * 6/2010 Gorres C12Q 1/04
422/400
8,053,248 B2 * 11/2011 Bakaltcheva A01N 1/02
34/284
D667,106 S * 9/2012 Puhasmagi D24/112
8,439,889 B2 * 5/2013 Sano A61M 1/0209
210/645
8,894,609 B2 * 11/2014 Gobbi Frattini A61J 1/10
604/408

* cited by examiner

Primary Examiner — David Muller

(74) *Attorney, Agent, or Firm* — Themis Law

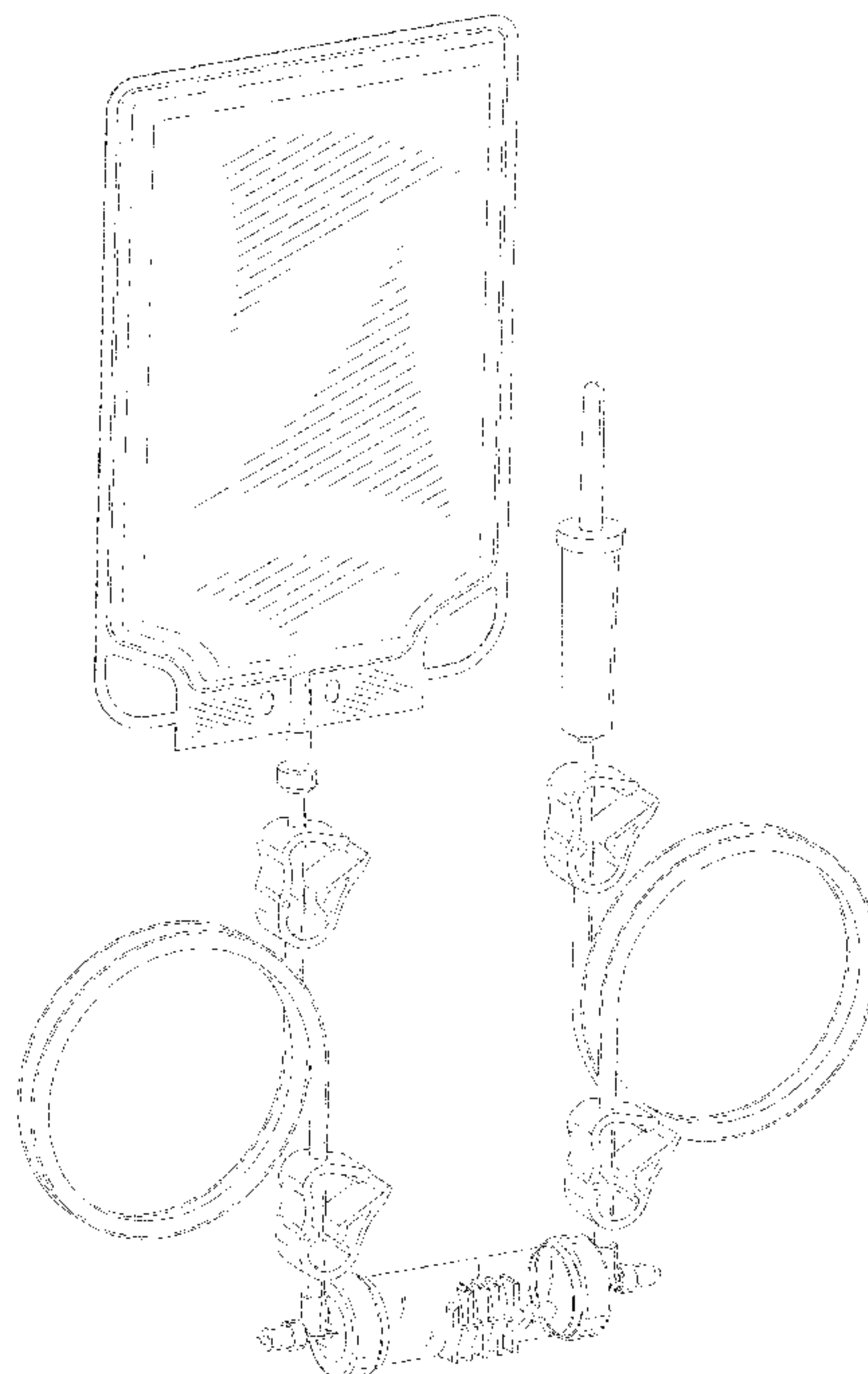
(57) **CLAIM**

The ornamental design for medical equipment, as shown.

DESCRIPTION

FIG. 1 is a front perspective view of medical equipment showing my new design;
FIG. 2 is a front elevational view thereof;
FIG. 3 is a left side elevational view thereof;
FIG. 4 is a rear elevational view thereof;
FIG. 5 is right side elevational view thereof;
FIG. 6 is a top plan view thereof; and,
FIG. 7 is a bottom plan view thereof.

1 Claim, 7 Drawing Sheets



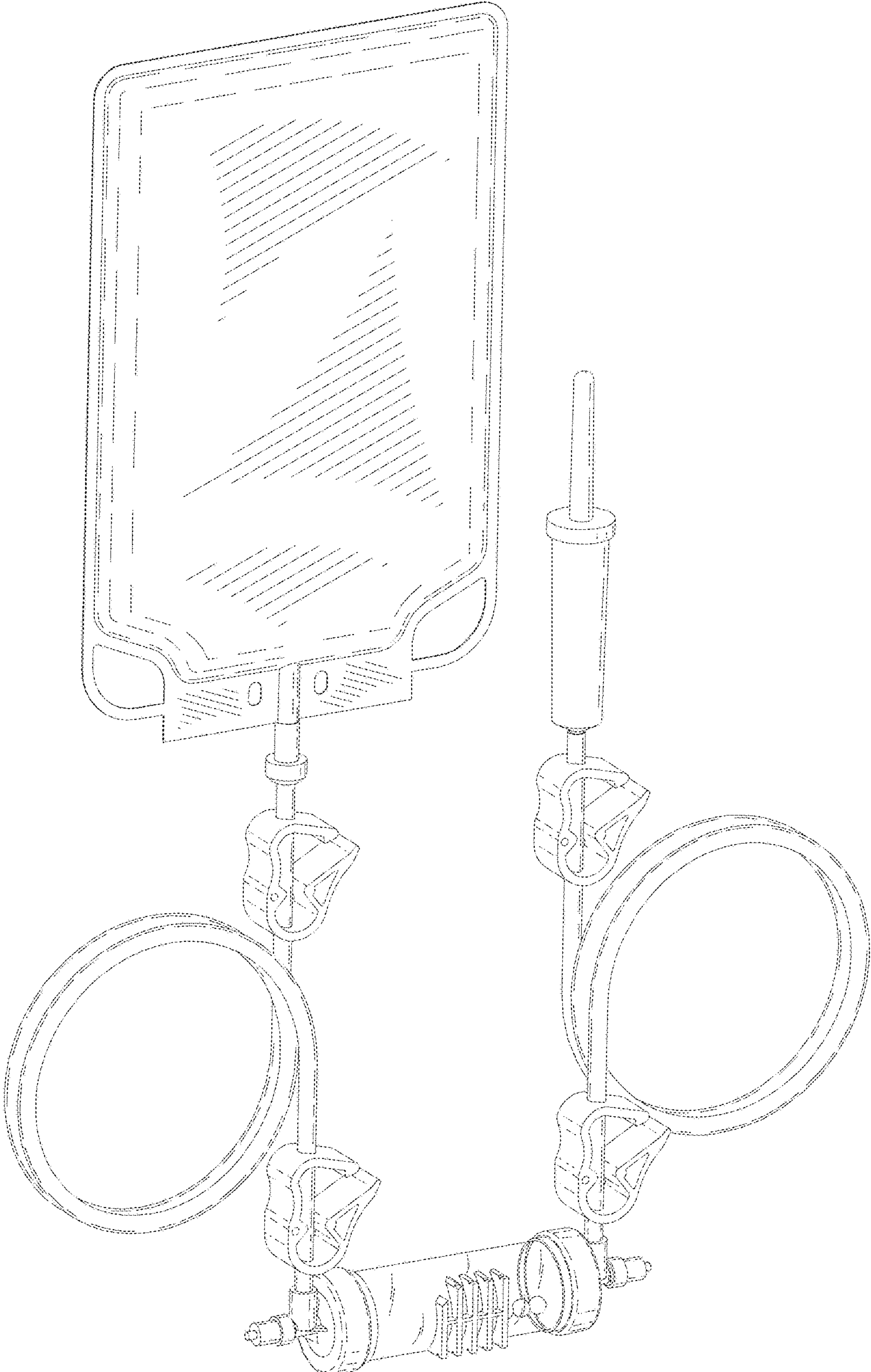


Fig. 1

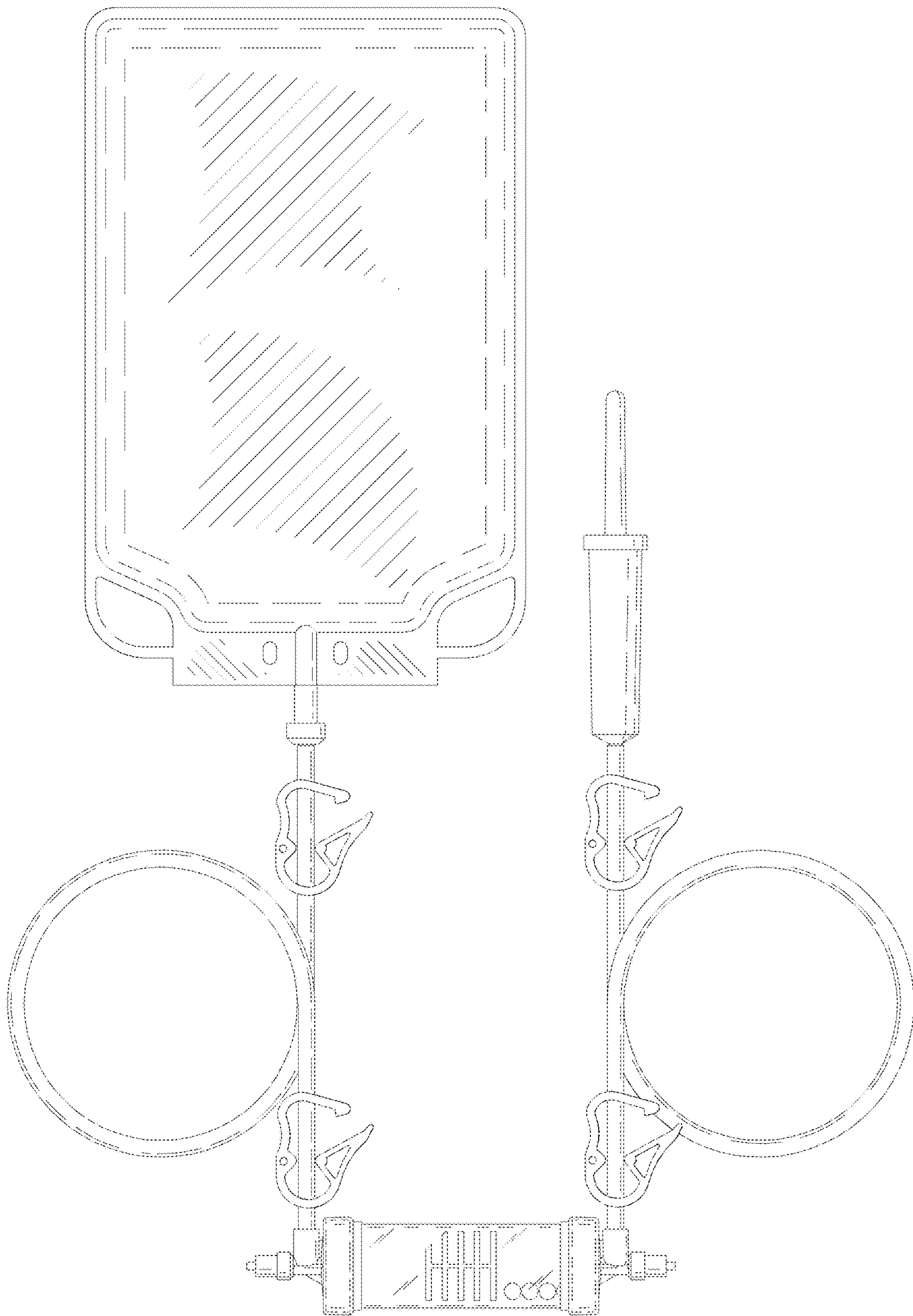


Fig. 2

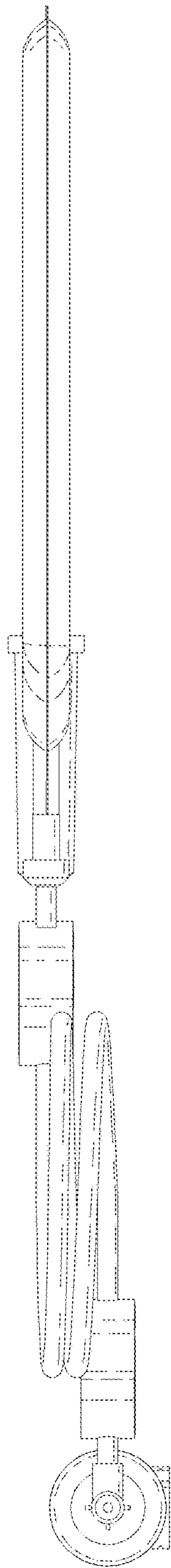


Fig. 3

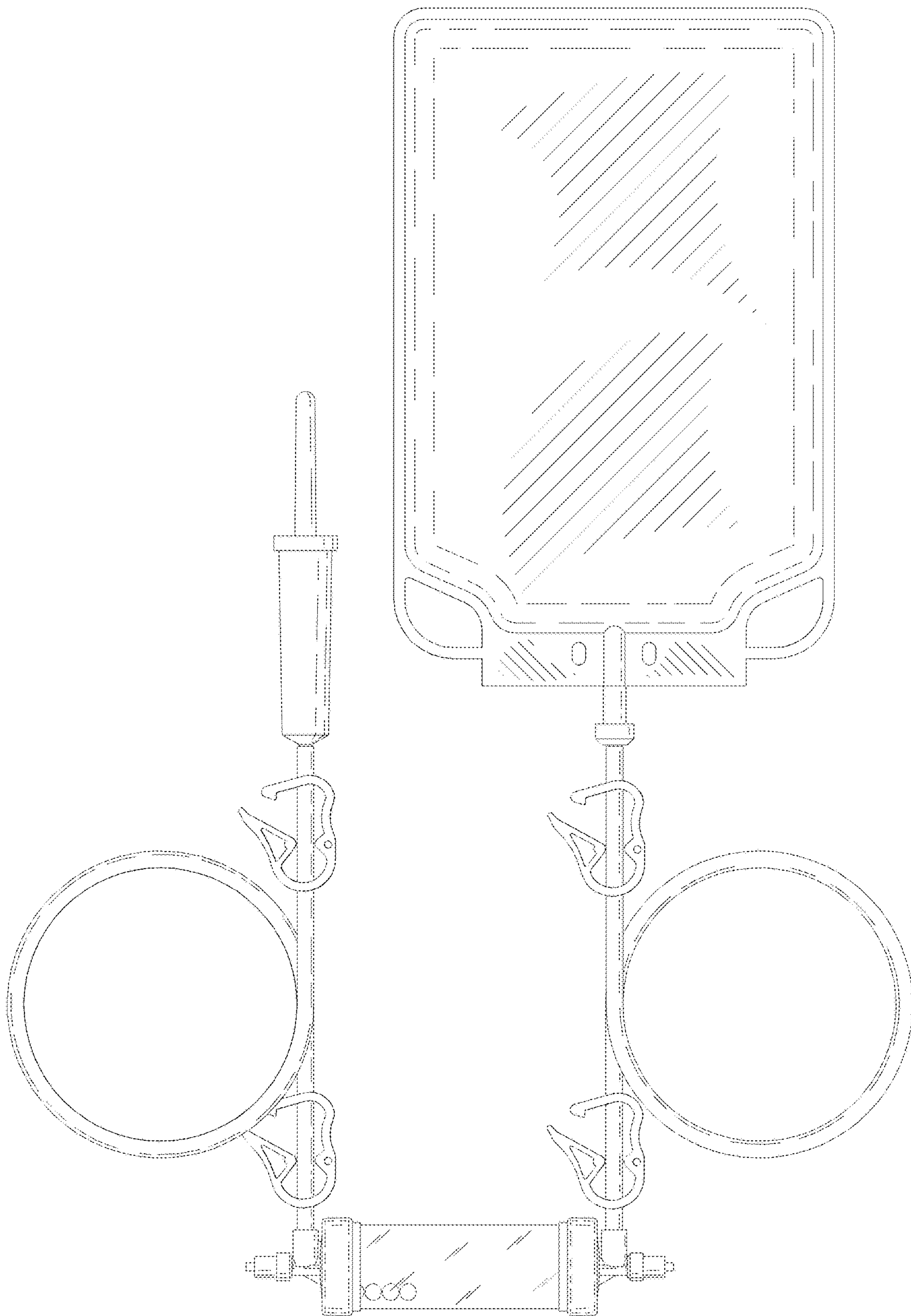


Fig. 4

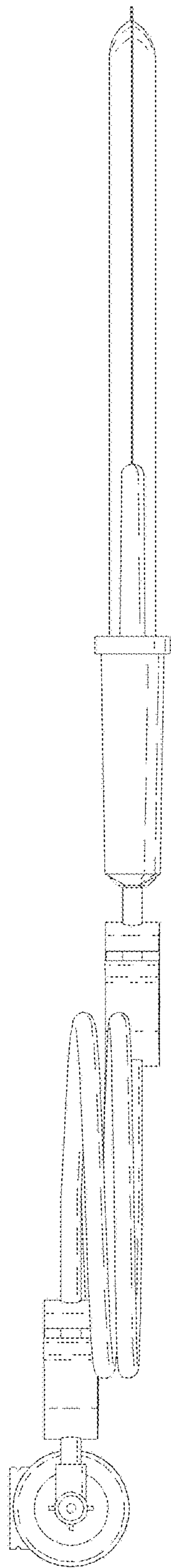


Fig. 5

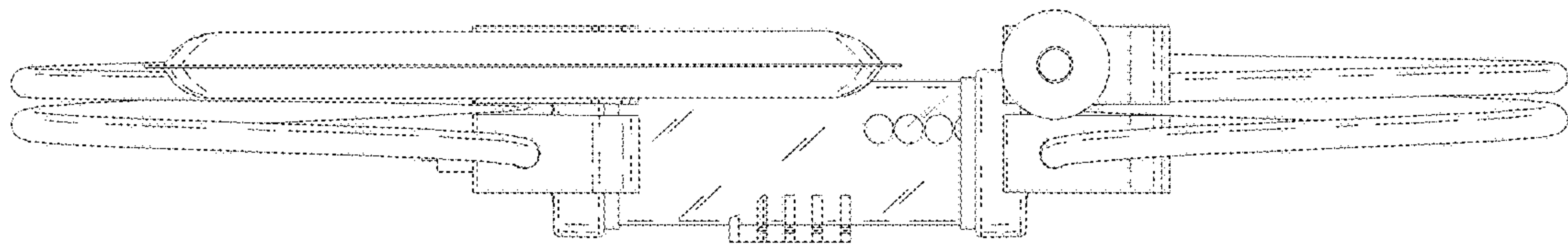


Fig. 6

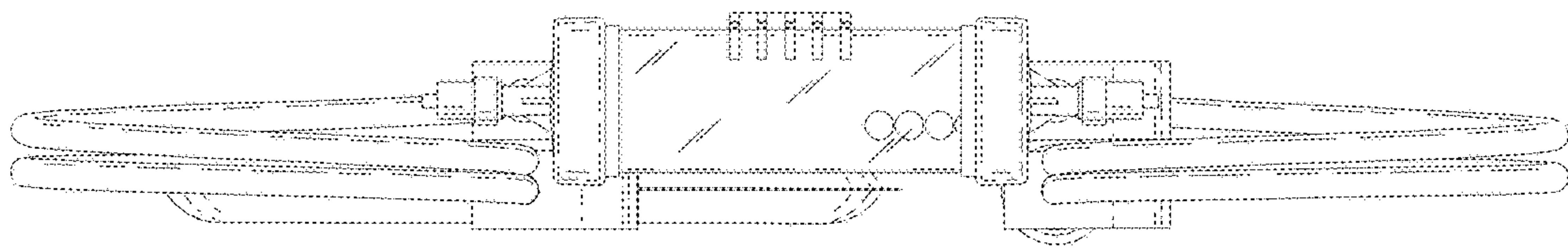


Fig. 7