



US00D784505S

(12) **United States Design Patent**
Kim et al.

(10) **Patent No.:** **US D784,505 S**
(45) **Date of Patent:** **** Apr. 18, 2017**

(54) **AIR CONDITIONER**
(71) Applicant: **Samsung Electronics Co., Ltd.**,
Suwon-si, Gyeonggi-do (KR)
(72) Inventors: **Seok-Woo Kim**, Seoul (KR);
Dong-Hyuk Uim, Seoul (KR);
Sang-Hun Yoon, Seoul (KR);
Cheol-Yeon Jo, Seoul (KR)
(73) Assignee: **SAMSUNG ELECTRONICS CO.,**
LTD., Suwon-si, Gyeonggi-Do (KR)

4,394,111 A * 7/1983 Wiese F24F 13/20
165/122
D275,030 S * 8/1984 Bowen D23/351
D306,642 S * 3/1990 Chang D23/351
D372,525 S * 8/1996 Turcotte D23/351
D383,200 S * 9/1997 Hancock D23/351
D433,111 S * 10/2000 Wright D23/351
D532,887 S * 11/2006 David D23/351
D534,259 S * 12/2006 David D23/351
D534,260 S * 12/2006 David D23/351

(Continued)

Primary Examiner — George D. Kirschbaum
Assistant Examiner — Natasha Vujcic
(74) *Attorney, Agent, or Firm* — Cantor Colburn LLP

(**) Term: **15 Years**

(21) Appl. No.: **29/558,100**

(22) Filed: **Mar. 15, 2016**

(30) **Foreign Application Priority Data**

Nov. 12, 2015 (KR) 30-2015-0056885

(51) **LOC (10) Cl.** **23-04**

(52) **U.S. Cl.**
USPC **D23/351**

(58) **Field of Classification Search**
USPC D23/333, 335, 341, 342, 351, 353, 354,
D23/355, 356, 359, 364, 365, 370, 385,
D23/386, 388, 393
CPC F24F 1/00; F24F 1/0007; F24F 1/02; F24F
1/08; F24F 1/42; F24F 1/56; F24F 1/60;
F24F 3/044; F24F 3/048; F24F 3/16;
F24F 7/00; F24F 7/04; F24F 12/001;
F24F 12/006

See application file for complete search history.

(56) **References Cited**

U.S. PATENT DOCUMENTS

D143,161 S * 12/1945 Peck D23/351
D230,153 S * 1/1974 Hoyle et al. D23/351
4,321,803 A * 3/1982 Smith F24F 1/06
165/125

(57) **CLAIM**

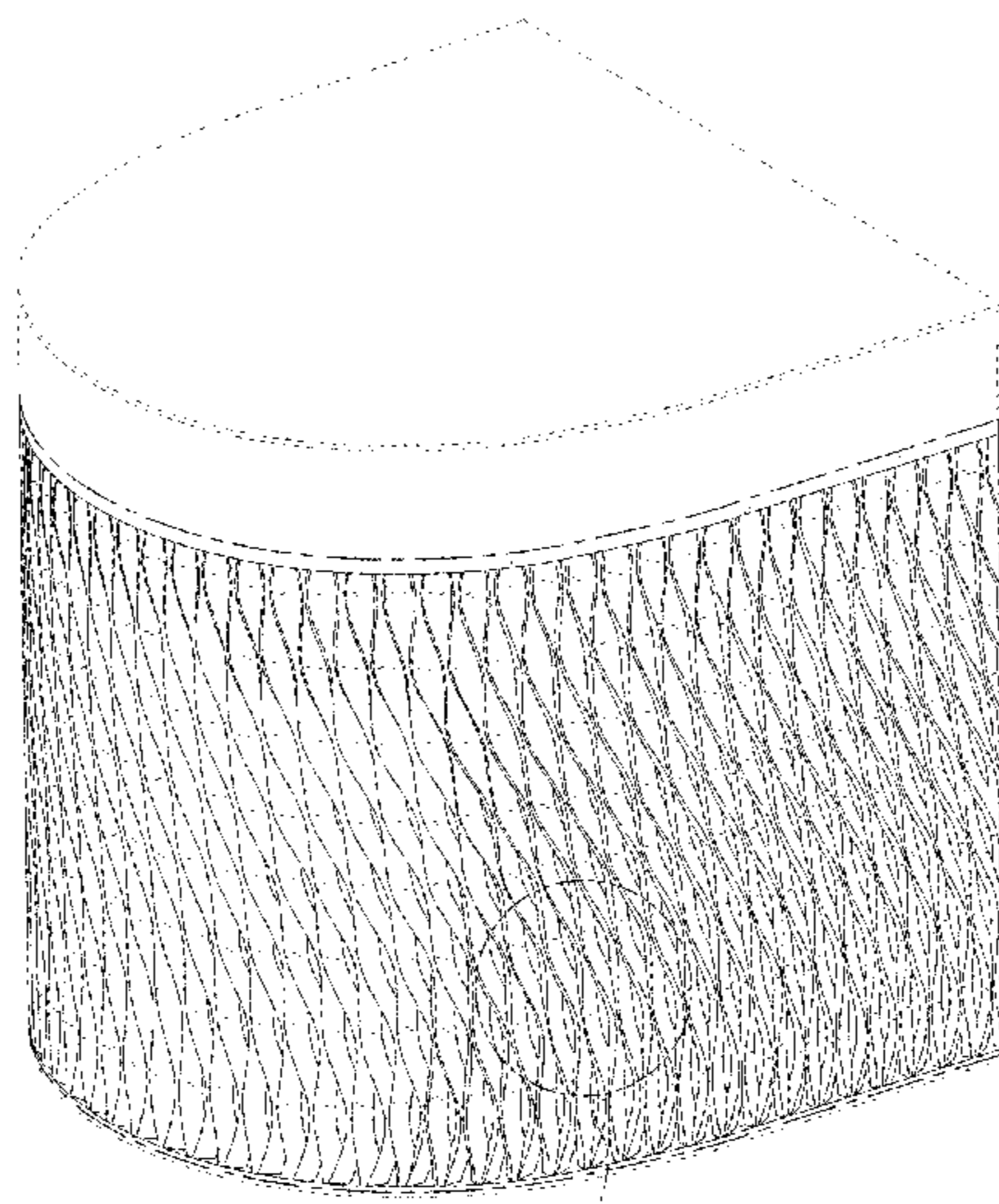
The ornamental design for an air conditioner, as shown and described.

DESCRIPTION

FIG. 1 is a perspective view of an air conditioner showing our new design;
FIG. 2 is a front view thereof;
FIG. 3 is a rear view thereof;
FIG. 4 is a left-side view thereof;
FIG. 5 is a right-side view thereof;
FIG. 6 is a top view thereof;
FIG. 7 is a bottom view thereof;
FIG. 8 is an enlarged view of the encircled portion 8 of FIG. 1; and,
FIG. 9 is an enlarged view of the encircled portion 9 of FIG. 4.

The broken lines illustrating portions of the air conditioner form no part of the claimed design.
The dot-dash lines define boundaries of the claimed design and form no part of claimed design.
The dot-dot dash lines encircling portions of the claimed design that are illustrated in enlargements form no part of the claimed design.

1 Claim, 9 Drawing Sheets



(56)

References Cited

U.S. PATENT DOCUMENTS

D534,630 S *	1/2007	David	D23/351
D534,632 S *	1/2007	David	D23/351
D534,633 S *	1/2007	David	D23/351
D534,634 S *	1/2007	David	D23/351
D534,635 S *	1/2007	David	D23/351
D534,636 S *	1/2007	David	D23/351
D534,637 S *	1/2007	David	D23/351

* cited by examiner

FIG. 1

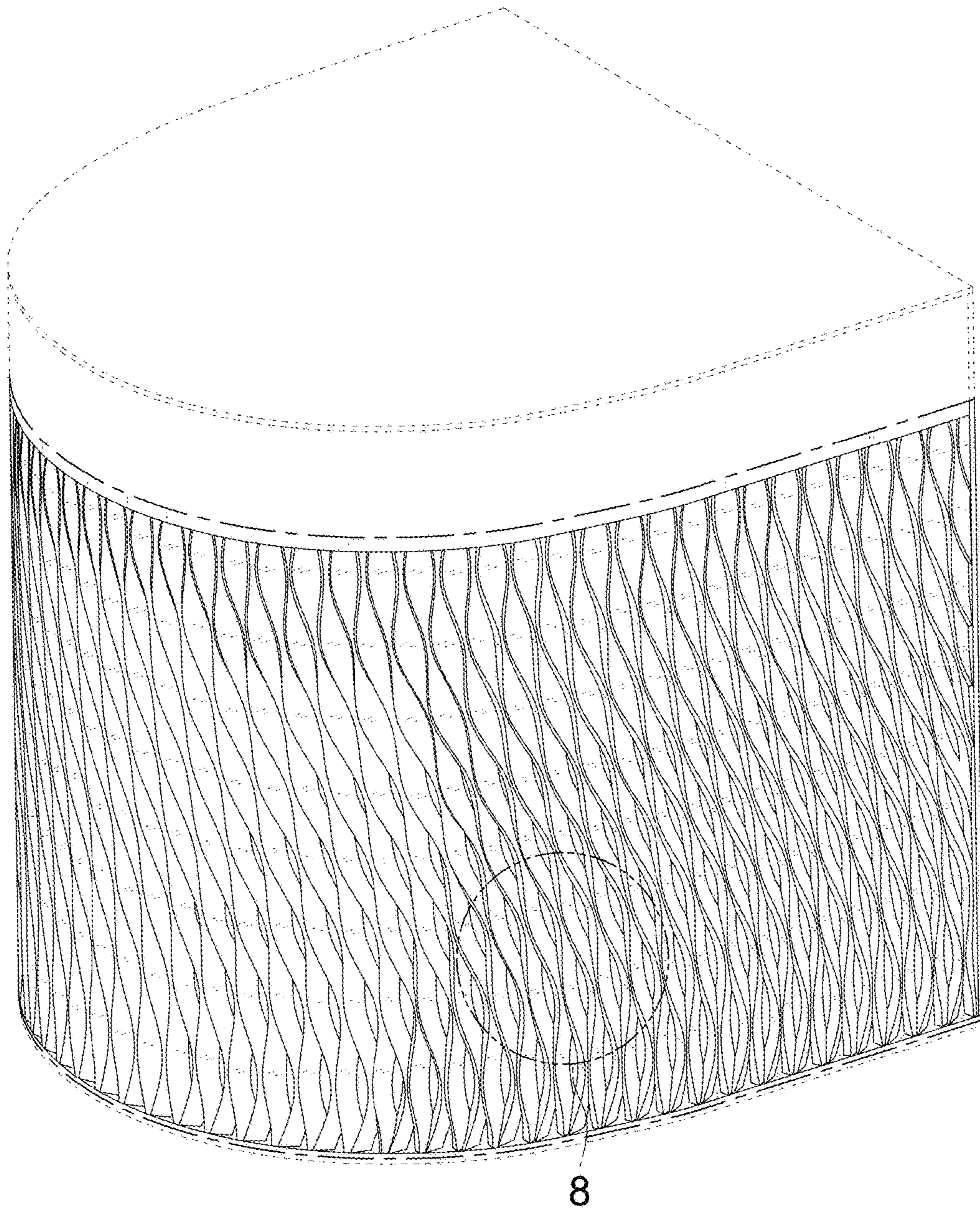


FIG. 2

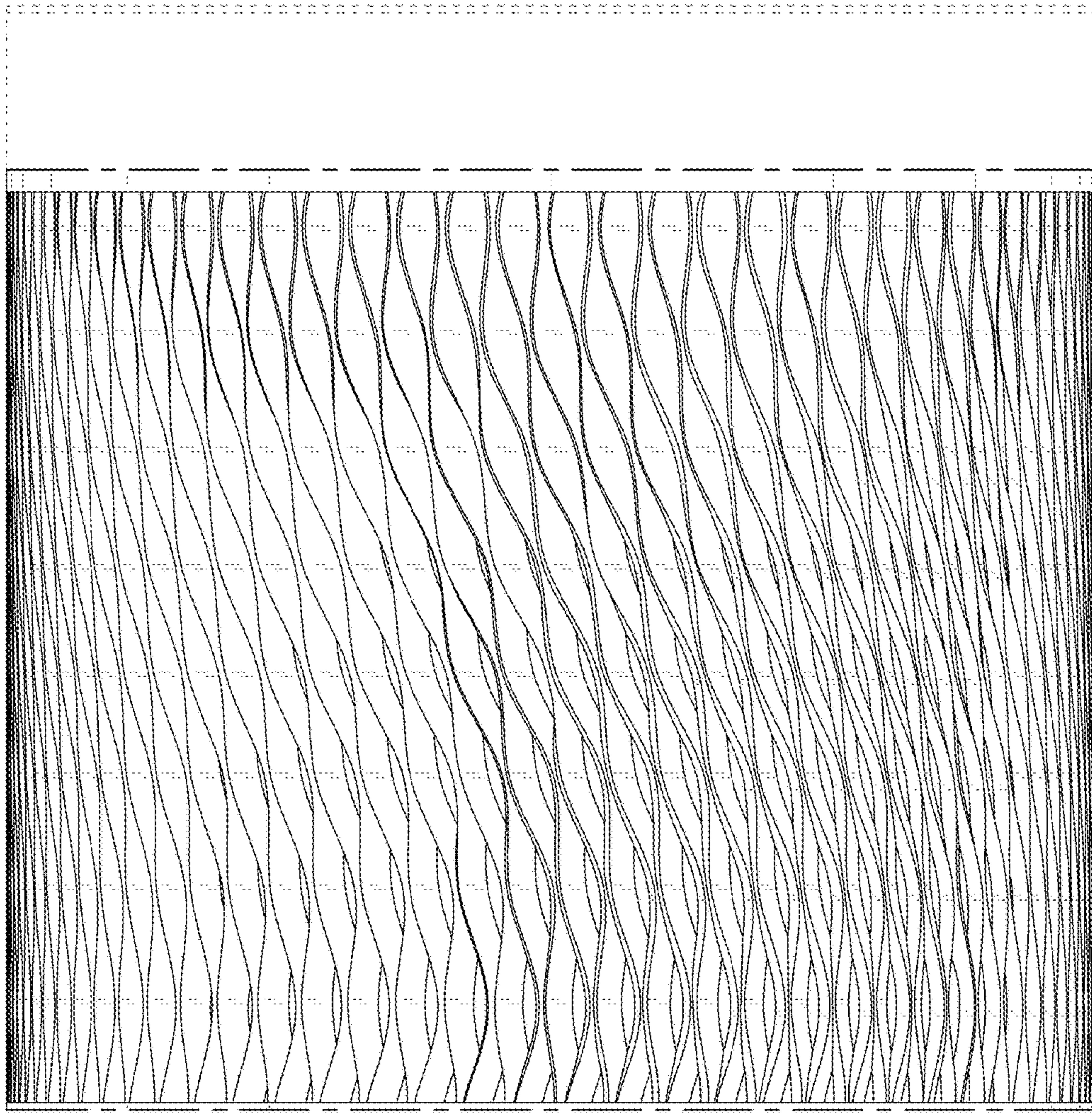


FIG. 3




FIG. 4

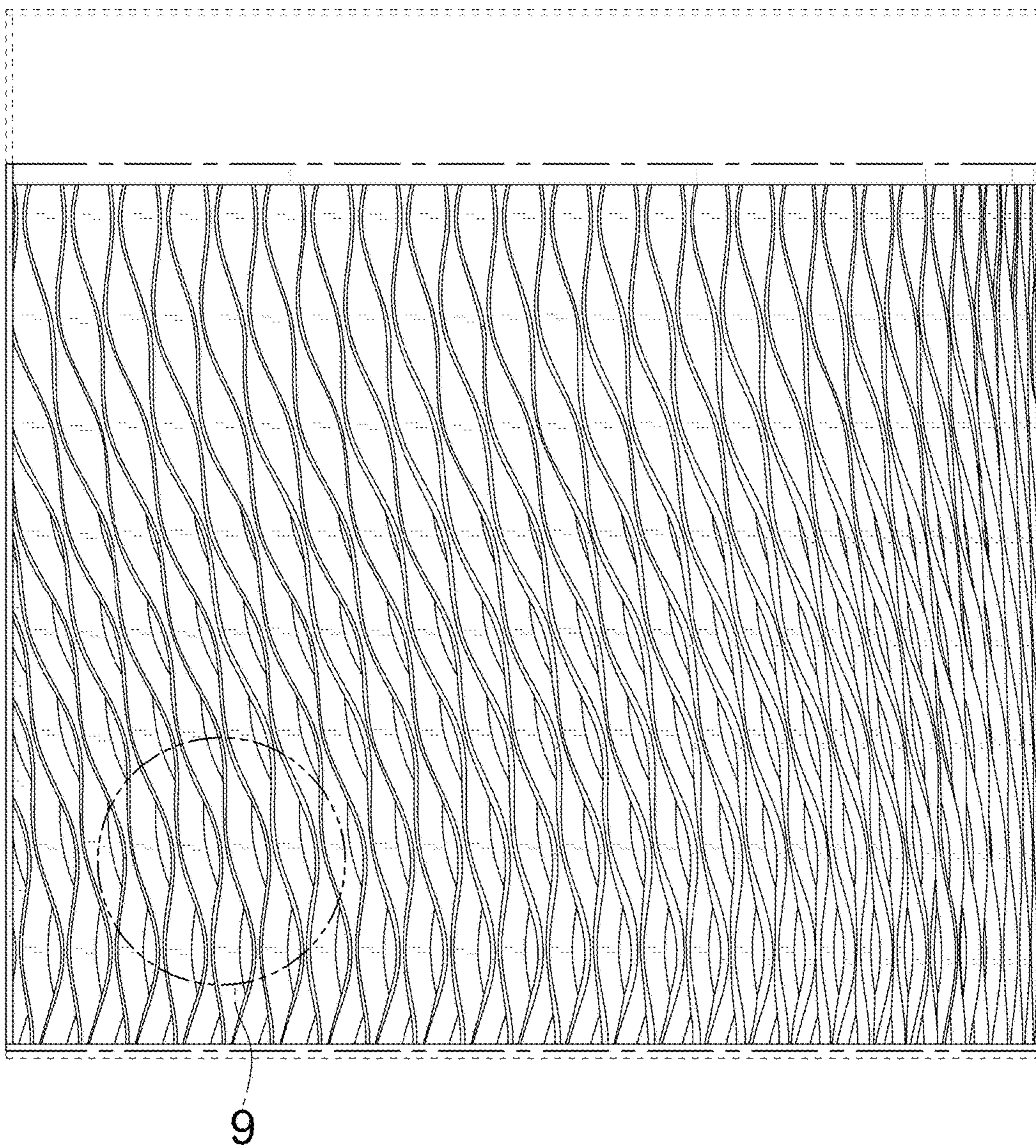


FIG. 5




FIG. 6




FIG. 7




FIG. 8

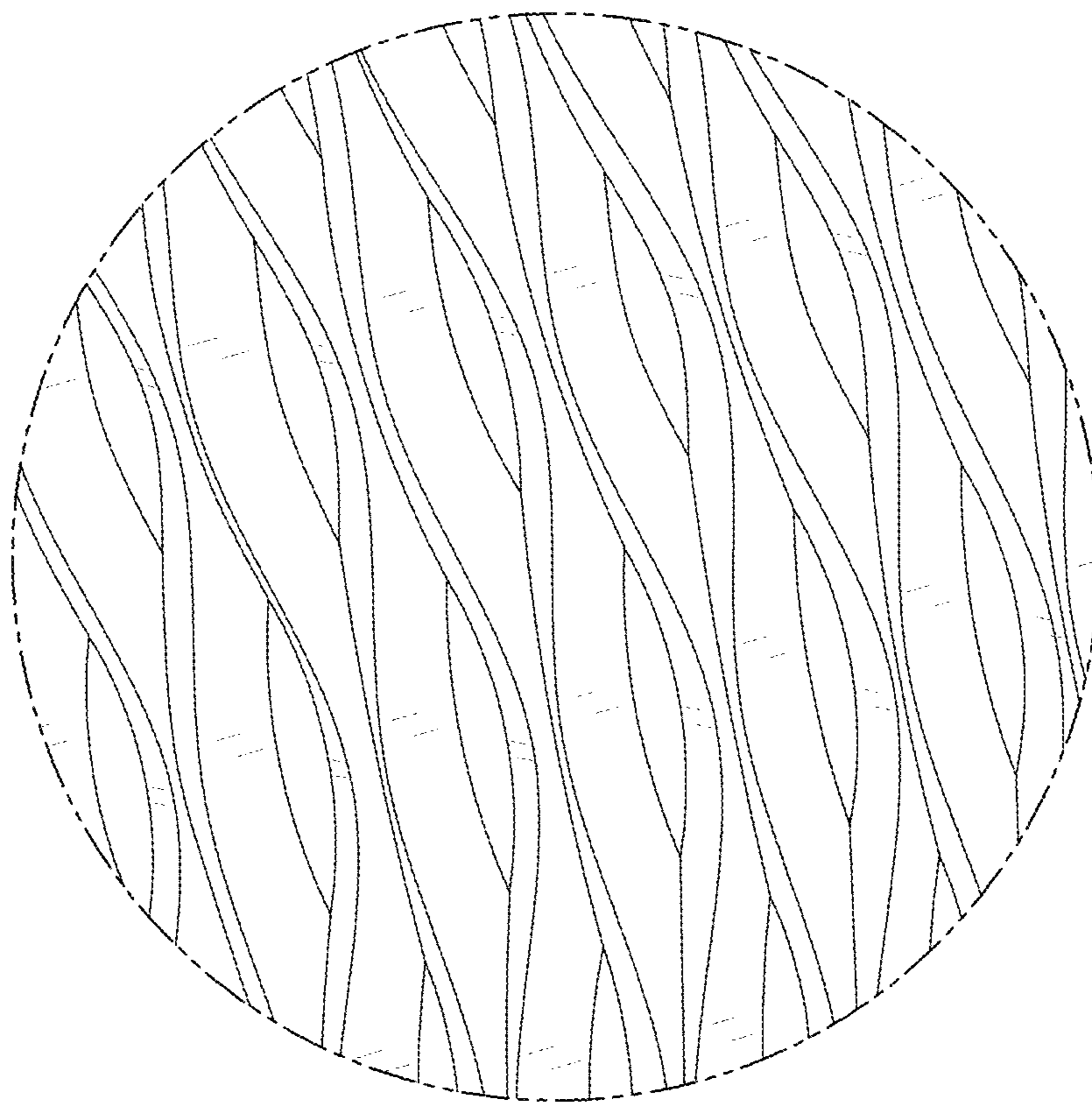


FIG. 9

