



US00D784488S

(12) **United States Design Patent** (10) **Patent No.:** **US D784,488 S**
Ashley (45) **Date of Patent:** **** Apr. 18, 2017**

- (54) **GUN CLEANING ROD HANDLE**
- (71) Applicant: **Otis Products, Inc.**, Lyons Falls, NY (US)
- (72) Inventor: **Christopher Ashley**, Liverpool, NY (US)
- (73) Assignee: **Otis Products, Inc.**, Lyons Falls, NY (US)
- (**) Term: **15 Years**
- (21) Appl. No.: **29/536,926**
- (22) Filed: **Aug. 20, 2015**
- (51) **LOC (10) Cl.** **22-99**
- (52) **U.S. Cl.**
USPC **D22/199**
- (58) **Field of Classification Search**
USPC D8/76, 80, 94, 95, 97, 107, 300, 305, D8/307, 311, 317; D21/567, 570, 573, D21/574, 575; D22/103, 105, 108, 111, D22/199; D30/135, 138, 141, 143
CPC F41A 21/32; F41C 23/00; F41C 23/02; F41C 23/06; F41C 23/08; F41C 23/14; F41C 23/16; F41C 23/22
See application file for complete search history.

(56) **References Cited**

U.S. PATENT DOCUMENTS

D241,836 S *	10/1976	Ruger	42/71.01
D502,286 S *	2/2005	Pan	D21/573
7,866,078 B1 *	1/2011	Beretta	F41C 23/14 42/75.03
D638,270 S *	5/2011	Flattinger	D8/107
D642,228 S *	7/2011	Torre	D21/573
D649,002 S *	11/2011	Steinhobel	D8/107
D670,991 S *	11/2012	Steinhobel	D8/107
D677,142 S *	3/2013	Shih	D8/107

D683,204 S *	5/2013	Yamada	D8/107
D692,514 S *	10/2013	Vera	D22/108
D701,283 S *	3/2014	Vera	D22/108
D705,024 S *	5/2014	Masalin	D8/9
D712,995 S *	9/2014	McPherson	D22/108
D717,629 S *	11/2014	Su	D8/107
D723,644 S *	3/2015	Alis	D22/103
D729,117 S *	5/2015	Bishop	D11/181
D730,478 S *	5/2015	Sims	D22/111
D748,217 S *	1/2016	Kera	D22/108
D753,255 S *	4/2016	Newson	D22/108
D757,885 S *	5/2016	Barfoot	D22/108
2012/0137560 A1 *	6/2012	Denton	F41C 23/22 42/71.01
2014/0075801 A1 *	3/2014	Moretti	F41C 23/06 42/1.06
2014/0109452 A1 *	4/2014	Baker	F41C 23/06 42/1.06

(Continued)

Primary Examiner — Manpreet Matharu
Assistant Examiner — Suzanne Tisdell
(74) *Attorney, Agent, or Firm* — Harris Beach PLLC

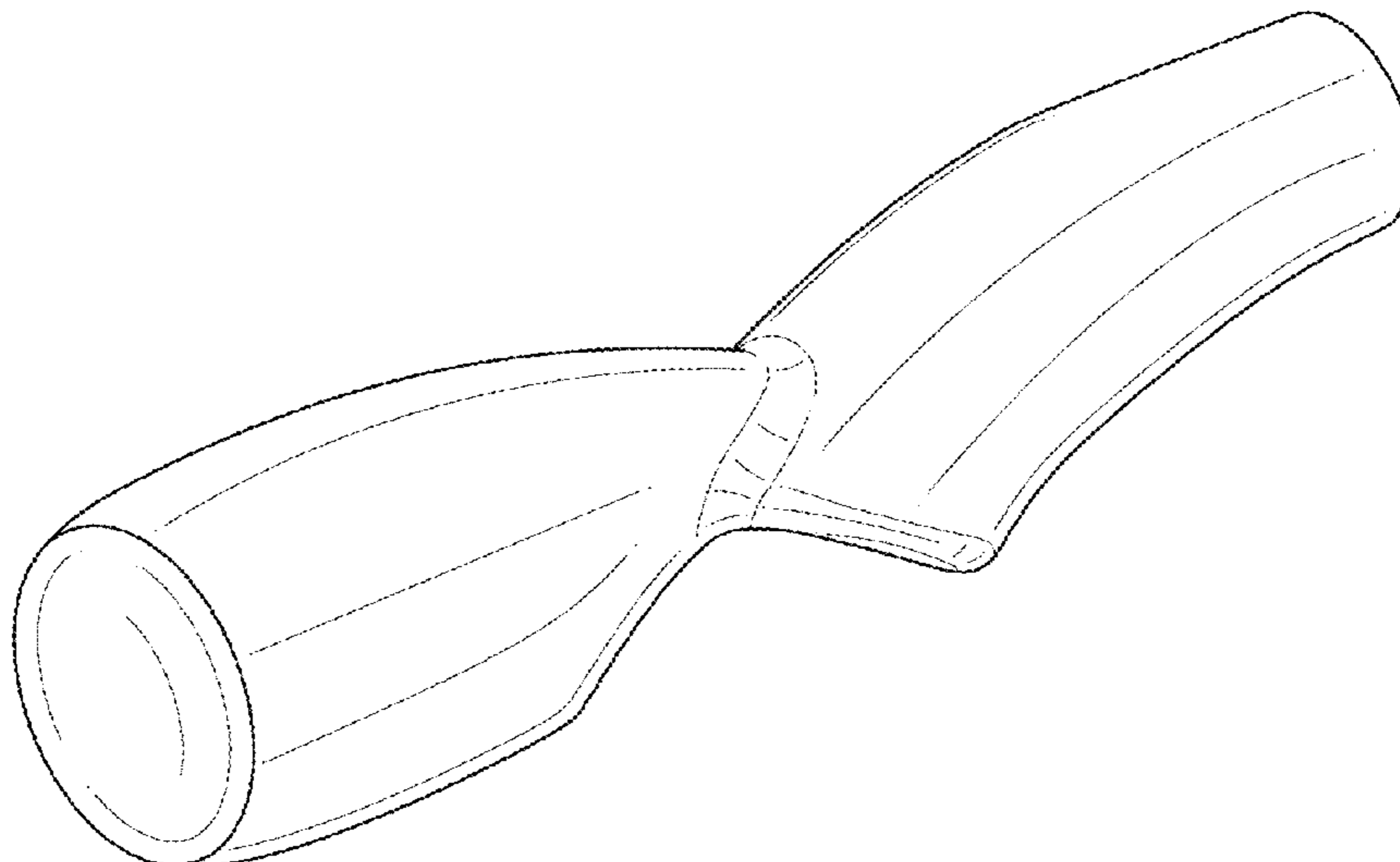
(57) **CLAIM**

The ornamental design for a gun cleaning rod handle, as shown and described.

DESCRIPTION

FIG. 1 is a perspective view of a gun cleaning rod handle, illustrating our new design;
FIG. 2 is a right end elevation view thereof, wherein the left end elevation view is a mirror image of the right end elevation view;
FIG. 3 is a top elevation view thereof;
FIG. 4 is a bottom elevation view thereof;
FIG. 5 is a rear elevation view thereof; and,
FIG. 6 is a front elevation view thereof.
The broken lines in FIG. 6 show features of the gun cleaning rod handle that form no part of the claimed design.

1 Claim, 3 Drawing Sheets



(56)

References Cited

U.S. PATENT DOCUMENTS

2014/0223796 A1* 8/2014 Coonrod F41A 23/18
42/94

* cited by examiner

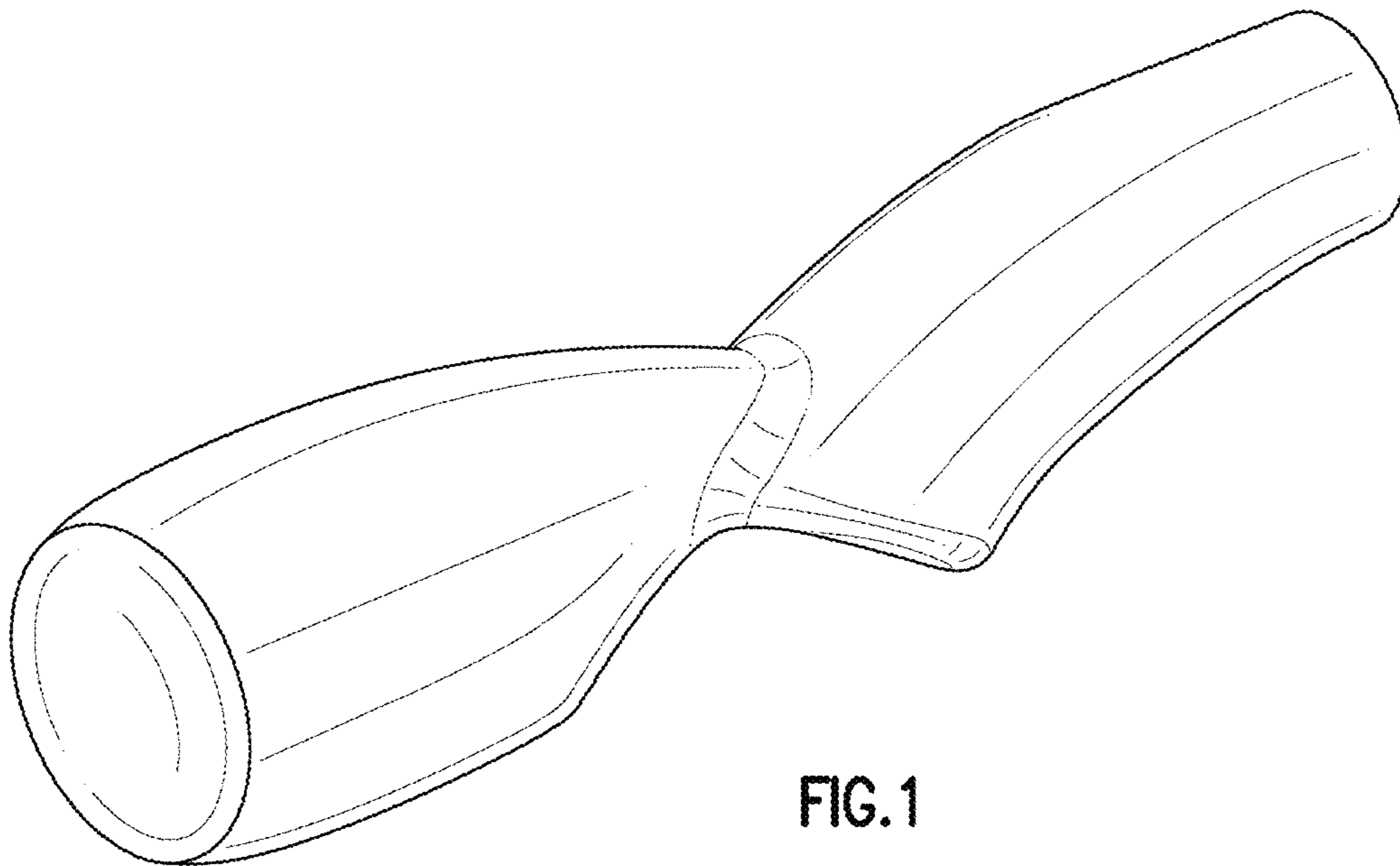


FIG. 1

FIG.3

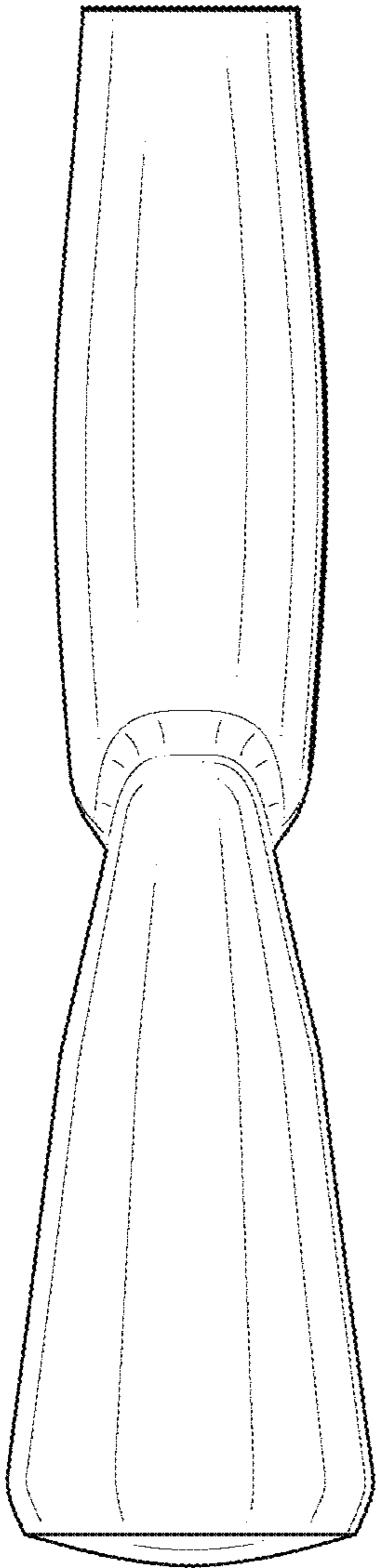


FIG.2

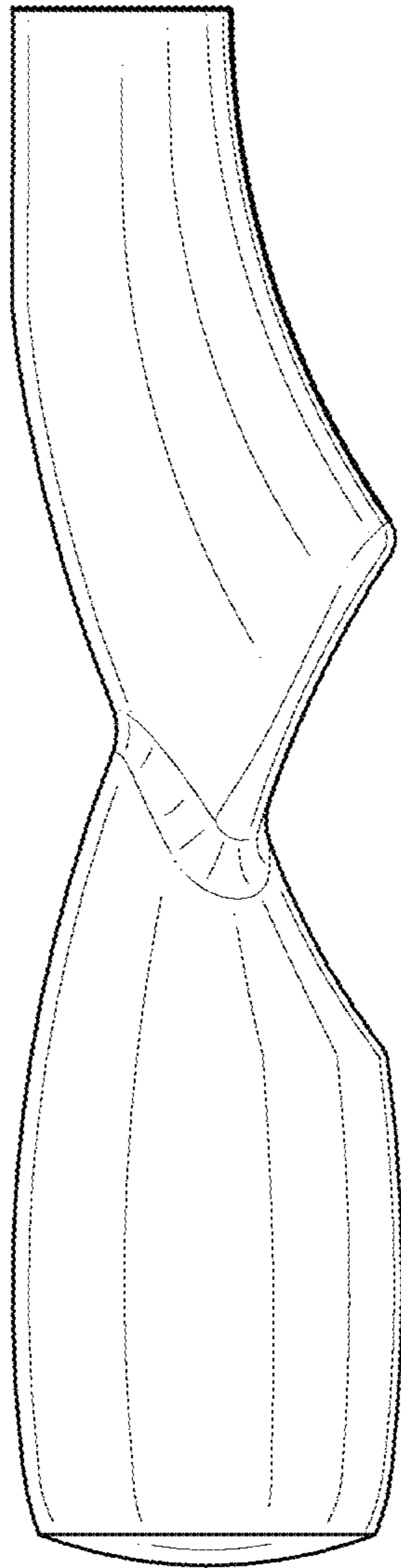
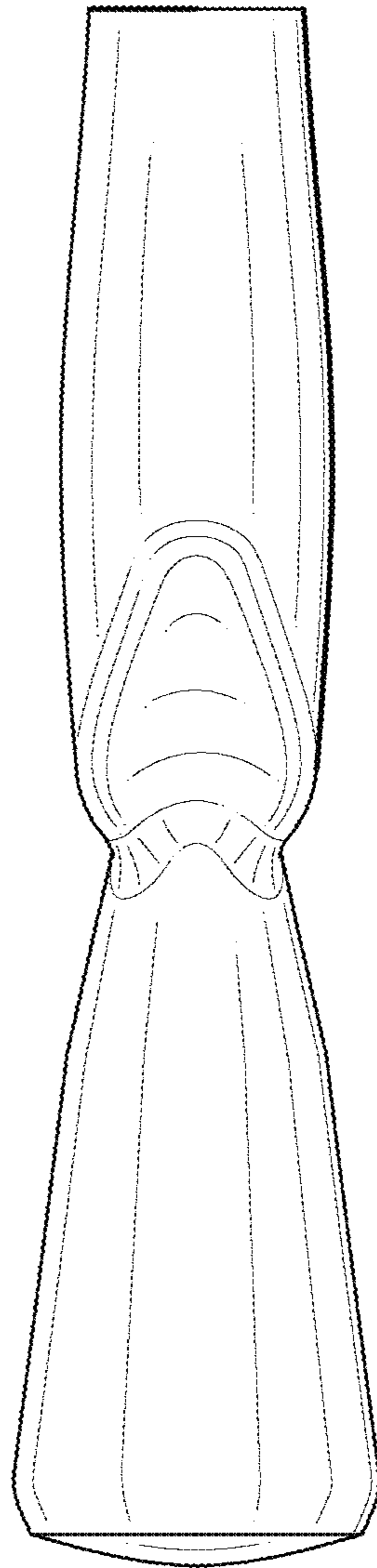


FIG.4



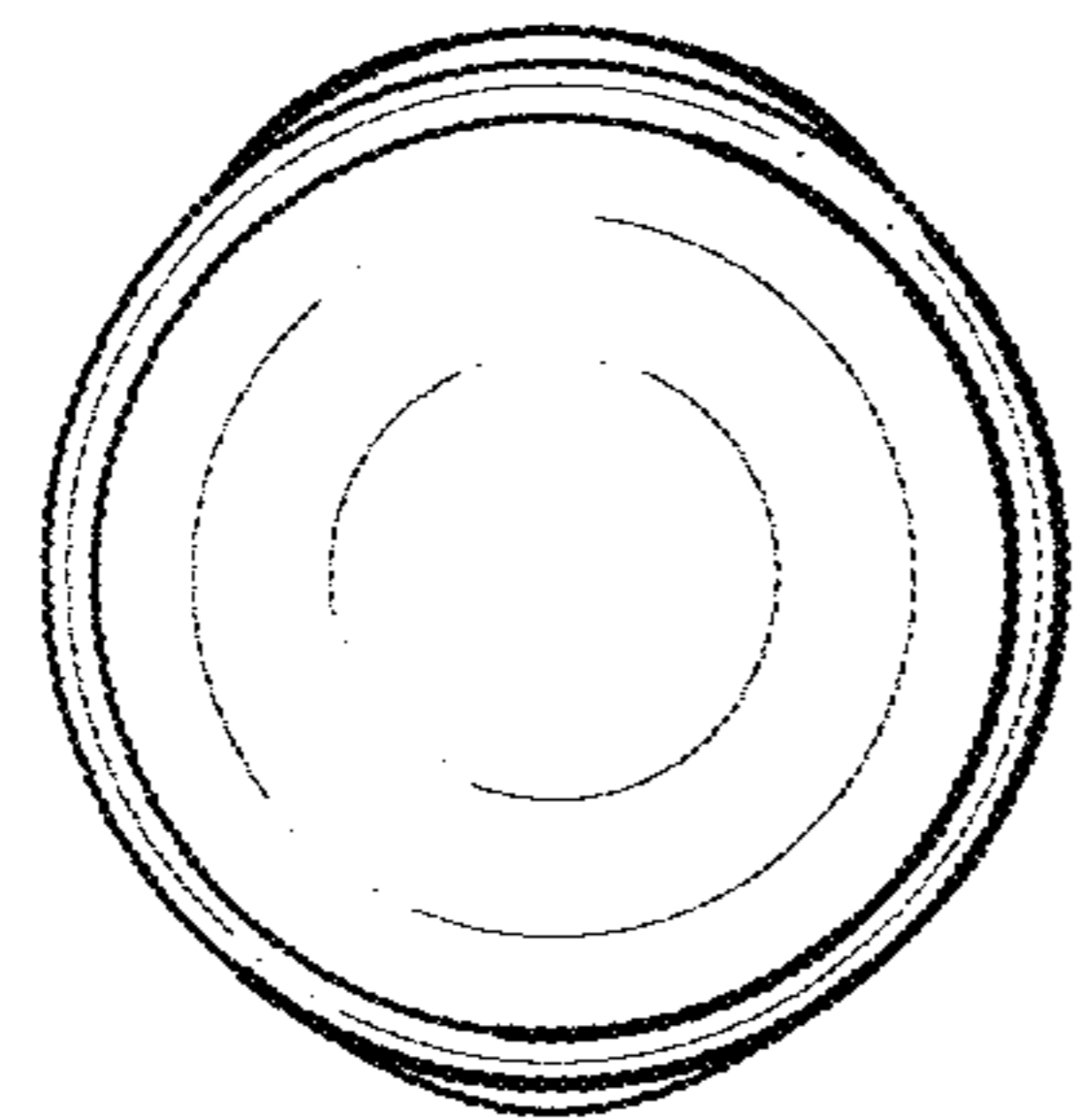


FIG. 5

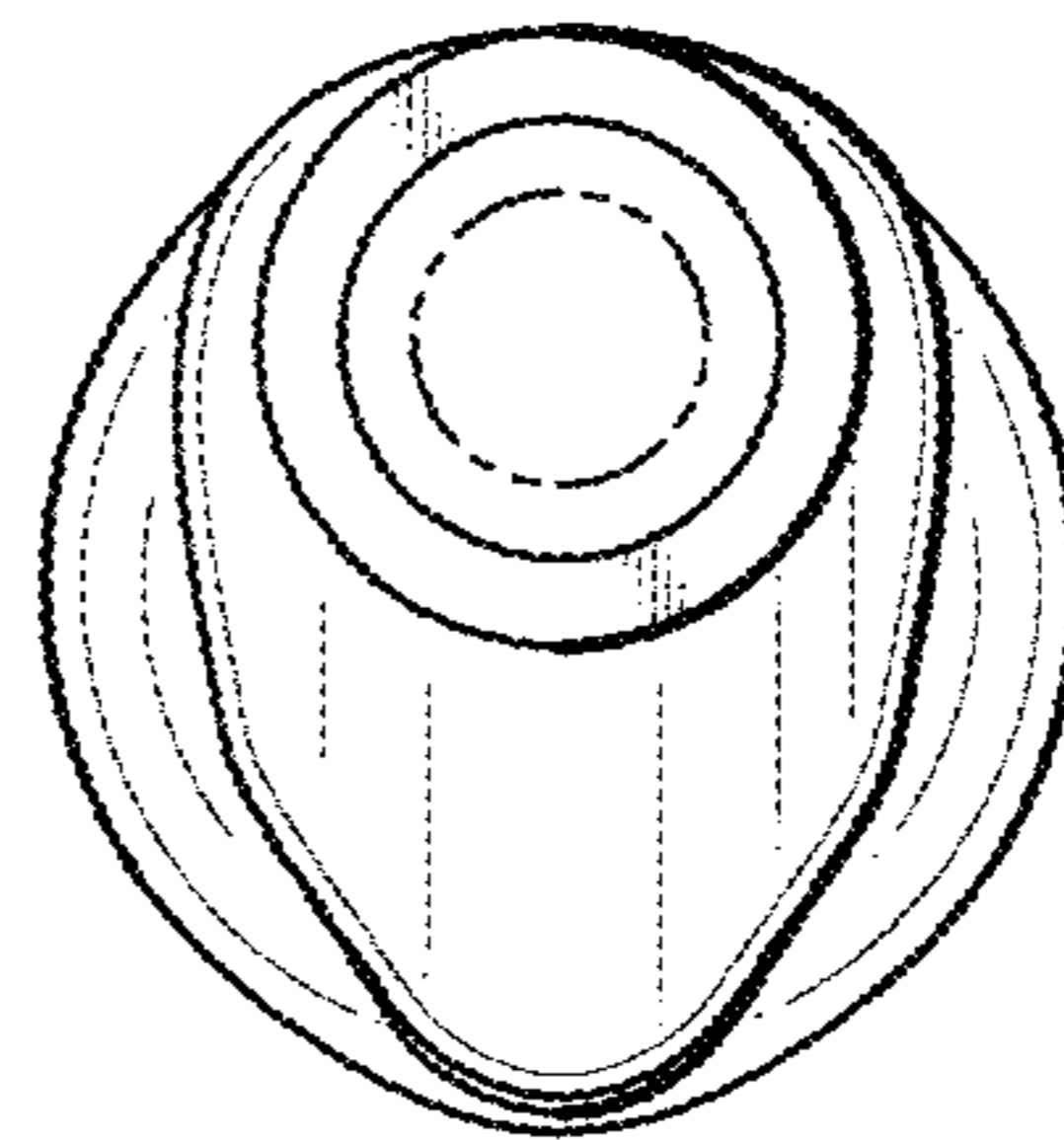


FIG. 6