



US00D784462S

(12) **United States Design Patent**
Barajas et al.

(10) **Patent No.:** **US D784,462 S**

(45) **Date of Patent:** **** *Apr. 18, 2017**

(54) **WHEEL FOR A MODEL VEHICLE**

(71) Applicant: **TRAXXAS LP**, Plano, TX (US)

(72) Inventors: **Jaime Felix Barajas**, Dallas, TX (US);
Jory Sprowl, Wolfe City, TX (US);
Kent Poteet, Lucas, TX (US)

(73) Assignee: **TRAXXAS LP**, McKinney, TX (US)

(*) Notice: This patent is subject to a terminal disclaimer.

(**) Term: **14 Years**

(21) Appl. No.: **29/475,813**

(22) Filed: **Dec. 6, 2013**

(51) **LOC (10) Cl.** **21-01**

(52) **U.S. Cl.**
USPC **D21/563**

(58) **Field of Classification Search**

USPC D21/533, 548-561, 563, 779; D12/208,
D12/211; 280/836, 11.19, 11.221,
280/11.222, 11.226, 11.227, 11.24, 11.25,
280/29, 205; 301/5.1, 5.301, 95.101;
446/78, 95; 180/194

CPC A63H 17/262; B60B 21/00; B60B 5/00;
B60B 5/02

See application file for complete search history.

(56) **References Cited**

U.S. PATENT DOCUMENTS

D316,731 S * 5/1991 Tsuchiya D21/550
D420,637 S * 2/2000 Glade D12/209
D466,067 S * 11/2002 Muzzarelli D12/211
D481,982 S * 11/2003 Takechi D12/211

D499,683 S * 12/2004 Kushartanto D12/209
D524,216 S * 7/2006 Scheu D12/211
D530,757 S * 10/2006 Jones D21/563
D534,968 S * 1/2007 Proch D21/563
D546,264 S * 7/2007 Young D12/211
D570,758 S * 6/2008 Bhambra D12/209
D579,398 S * 10/2008 Kim D12/211
D603,778 S * 11/2009 Chung D12/211
D614,108 S * 4/2010 Varga D12/211
D617,722 S * 6/2010 Zhao D12/211
D619,072 S * 7/2010 Gallert D12/211
D627,698 S * 11/2010 Zhang D12/209
D628,135 S * 11/2010 Zhao D12/211
D636,319 S * 4/2011 Toth D12/211
D639,220 S * 6/2011 Zhao D12/209
D662,868 S * 7/2012 Furst et al. D12/209
D671,875 S * 12/2012 Camacho et al. D12/209
D697,010 S * 1/2014 Lorinser D12/209

* cited by examiner

Primary Examiner — Cynthia M Chin

(74) *Attorney, Agent, or Firm* — CARR Law Firm PLLC

(57) **CLAIM**

We claim the ornamental design for a wheel for a model vehicle, as shown and described.

DESCRIPTION

FIG. 1 is a perspective view of a wheel for a model vehicle taken from the front, top and right side;


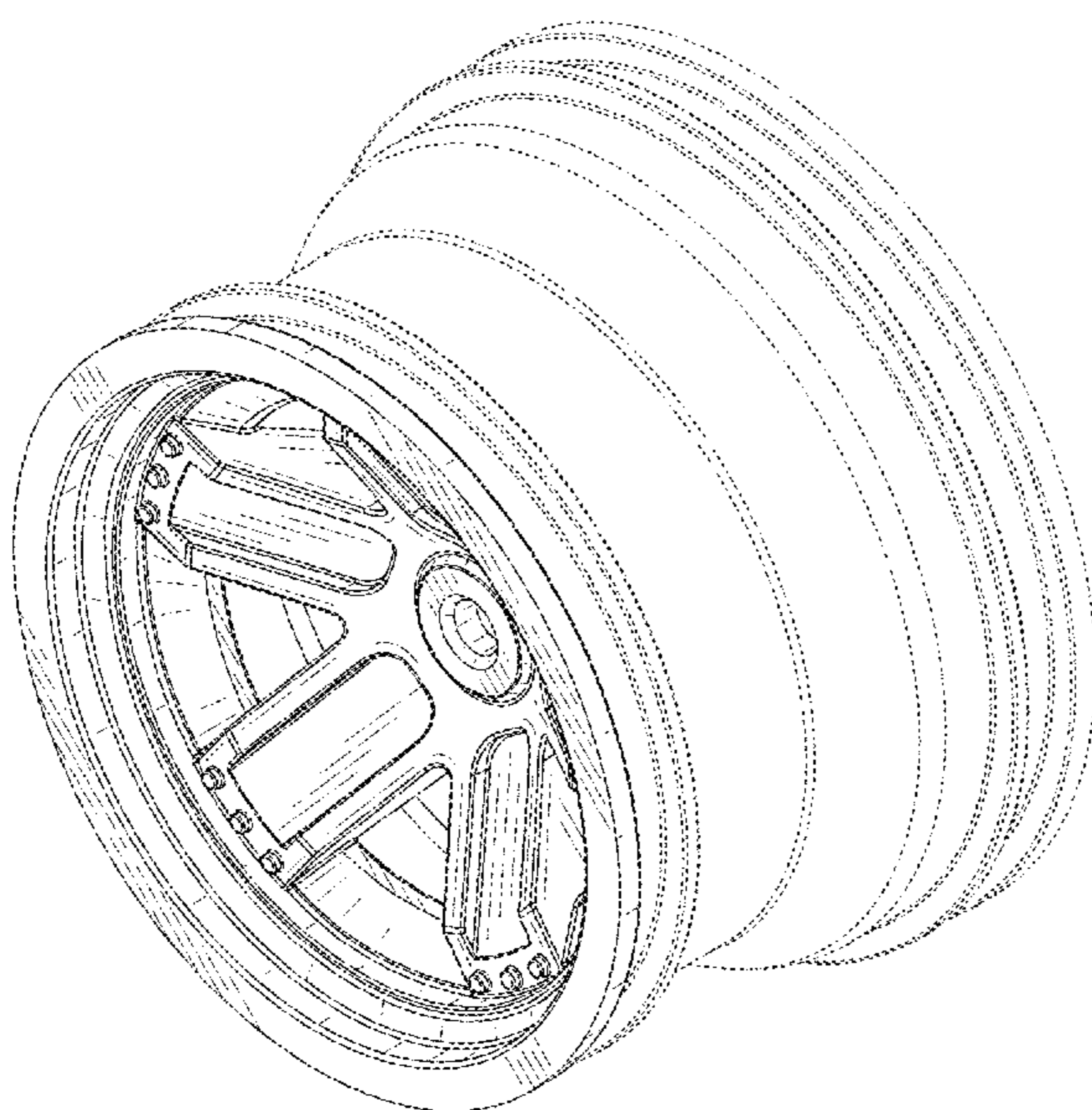
FIG. 2 is a front elevation view thereof; and,

FIG. 3 is a right side elevation view thereof.

The appearance of the top, bottom, and left side of the wheel for a model vehicle is the same as the appearance of the right side view as shown in FIG. 3.

The portions of the figures presented in dotted lines show environmental structure that forms no part of the claimed design.

1 Claim, 2 Drawing Sheets



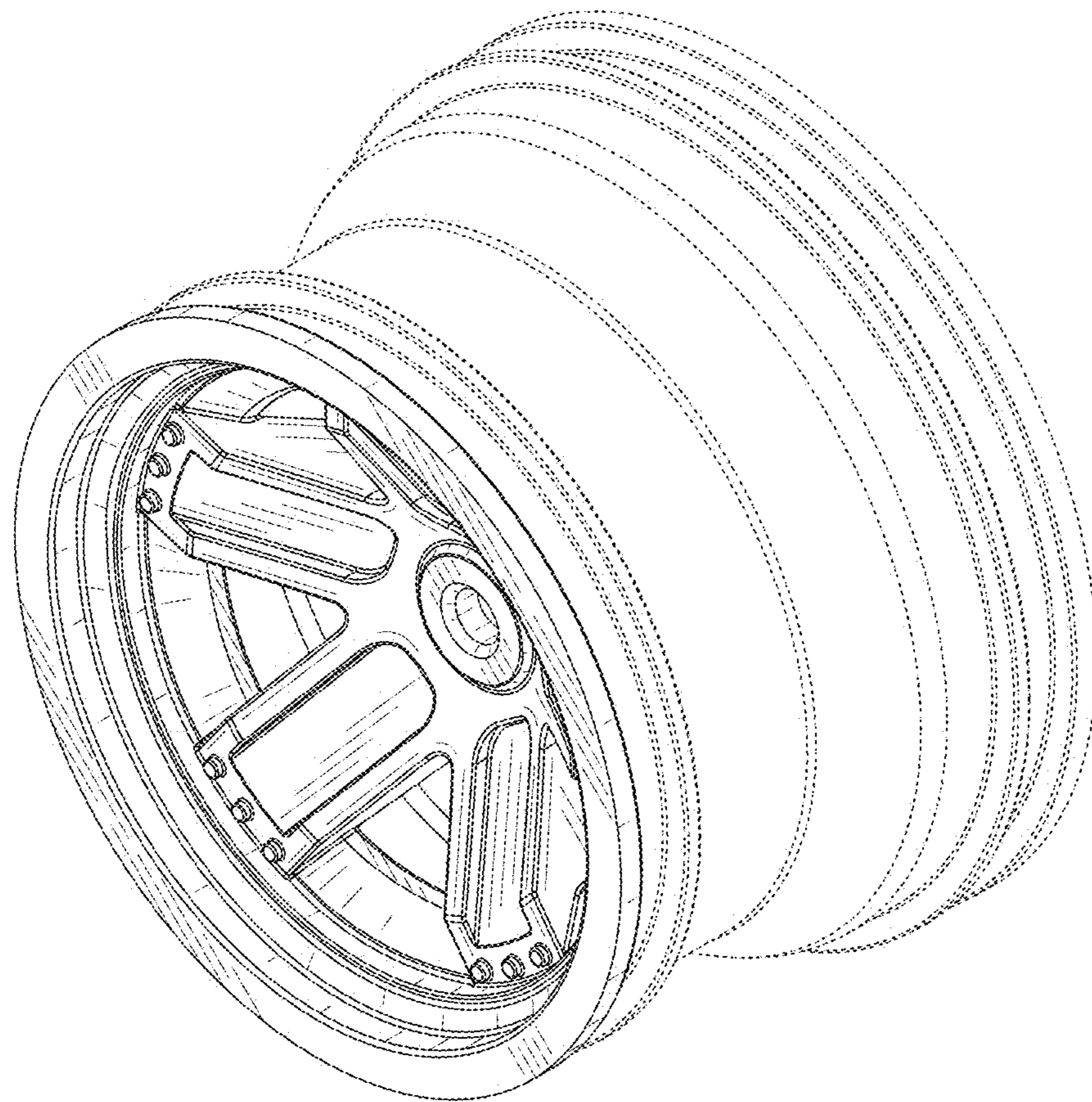


FIG. 1

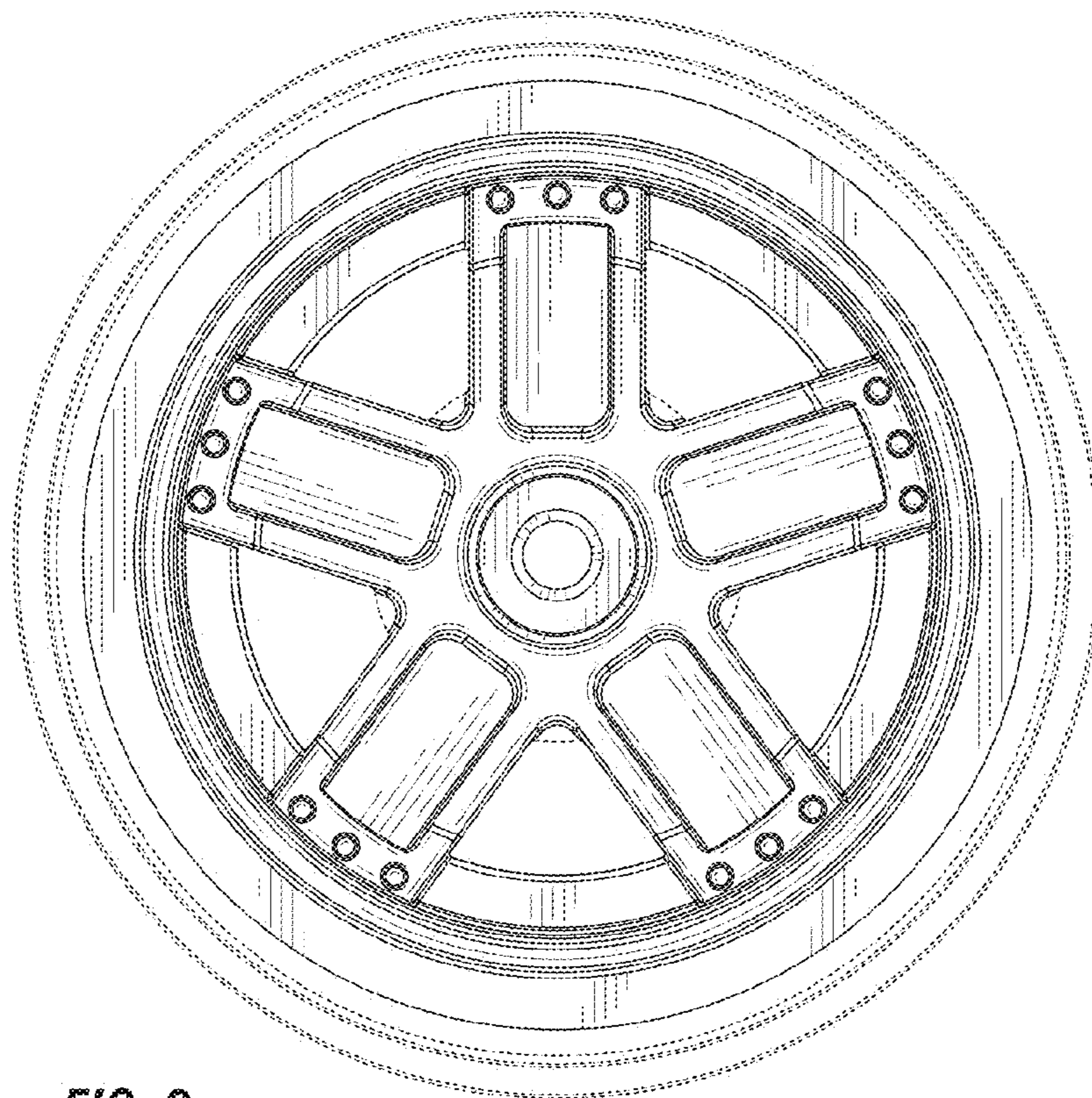


FIG. 2




FIG. 3