



US00D784425S

(12) **United States Design Patent** (10) **Patent No.:** **US D784,425 S**
Cooksey et al. (45) **Date of Patent:** **** Apr. 18, 2017**

(54) **CAB**
(71) Applicant: **Caterpillar Inc.**, Peoria, IL (US)
(72) Inventors: **Anthony Cooksey**, Germantown Hills, IL (US); **David Wiese**, Peoria, IL (US); **Kurt Winckler**, Washington, IL (US)

D607,388 S * 1/2010 Mahoney D12/182
D620,856 S * 8/2010 Kaoud D12/182
D625,741 S * 10/2010 Seidel D15/30
D632,704 S * 2/2011 Seidel D12/182
D671,566 S * 11/2012 Fang D15/30
D714,837 S * 10/2014 Jacobsthal D15/30
D749,649 S * 2/2016 McAdam D15/30
D762,248 S * 7/2016 Steinhardt D15/30

(73) Assignee: **Caterpillar SARL**, Geneva (CH)
(**) Term: **15 Years**
(21) Appl. No.: **29/562,170**
(22) Filed: **Apr. 22, 2016**
(51) **LOC (10) Cl.** **15-03**
(52) **U.S. Cl.**
USPC **D15/30**
(58) **Field of Classification Search**
USPC D15/28, 30, 31, 22-26; D34/37;
180/89.11, 89.12, 89.13, 89.19, 900
CPC .. B66C 13/54; E02F 9/16; E02F 9/163; E02F
9/06; B62D 33/0617; B62D
49/00-49/085; B62D 33/06-33/073; B60J
7/00; B60J 1/004; B60J 1/02; B60J 1/04;
B60J 5/0487
See application file for complete search history.

OTHER PUBLICATIONS

Caterpillar Inc., Image of New Articulated Trucks 745C, <http://r2.forconstructionpros.com/files/base/FCP/image/2015/05/16x9/640x360/Cat_745C_Articulated_Truck_up_berm_loaded.555b7od8425bc.jpg>, available as early as Apr. 21, 2016.
Caterpillar Inc., Image of New Articulated Trucks 745C, available as early as Apr. 21, 2016.

* cited by examiner

Primary Examiner — Mark Goodwin
(74) *Attorney, Agent, or Firm* — Saidman Design Law Group

(57) **CLAIM**

The ornamental design for a cab, as shown and described.

DESCRIPTION

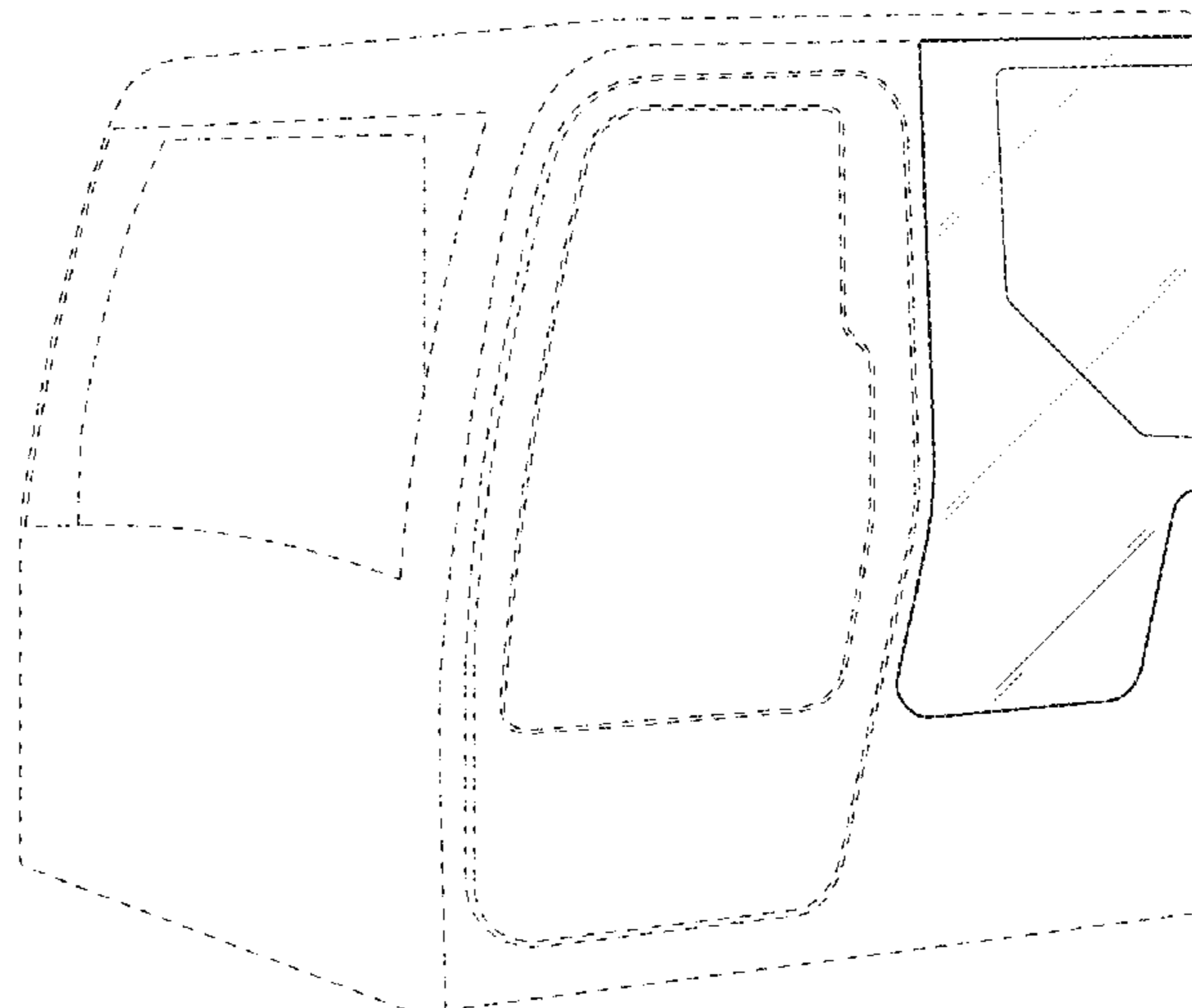
FIG. 1 is a perspective view of a cab showing our new design;
FIG. 2 is a front view thereof;
FIG. 3 is a rear view thereof;
FIG. 4 is a right side view, the left side view being a mirror image thereof;
FIG. 5 is a top view thereof; and,
FIG. 6 is a bottom view thereof.
The oblique surface shading represents transparency.
The broken lines illustrate structure or features that form no part of the claimed design.

1 Claim, 6 Drawing Sheets

(56) **References Cited**

U.S. PATENT DOCUMENTS

D275,199 S * 8/1984 Schmidt D15/30
D317,011 S * 5/1991 Boddin D15/30
D533,569 S * 12/2006 Mursch D15/28
D534,927 S * 1/2007 Mursch D15/28
D541,826 S * 5/2007 Brush D15/30
D561,205 S * 2/2008 Pettersson D15/30
D572,642 S * 7/2008 Steckling D12/182
D579,028 S * 10/2008 VanDeVeer D15/30
D603,881 S * 11/2009 Tamplain, III D15/30
D605,207 S * 12/2009 Menges D15/30



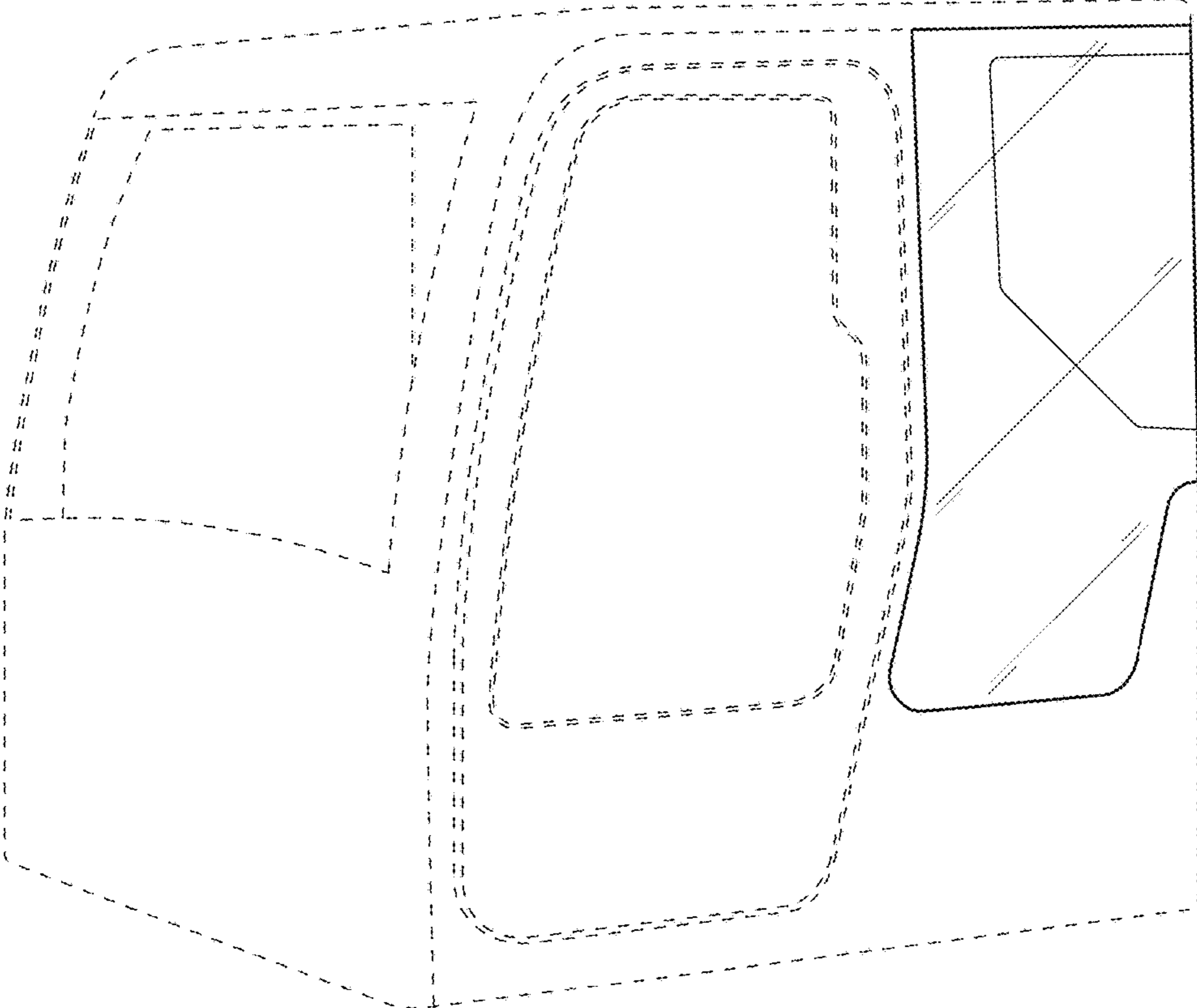


Fig. 1

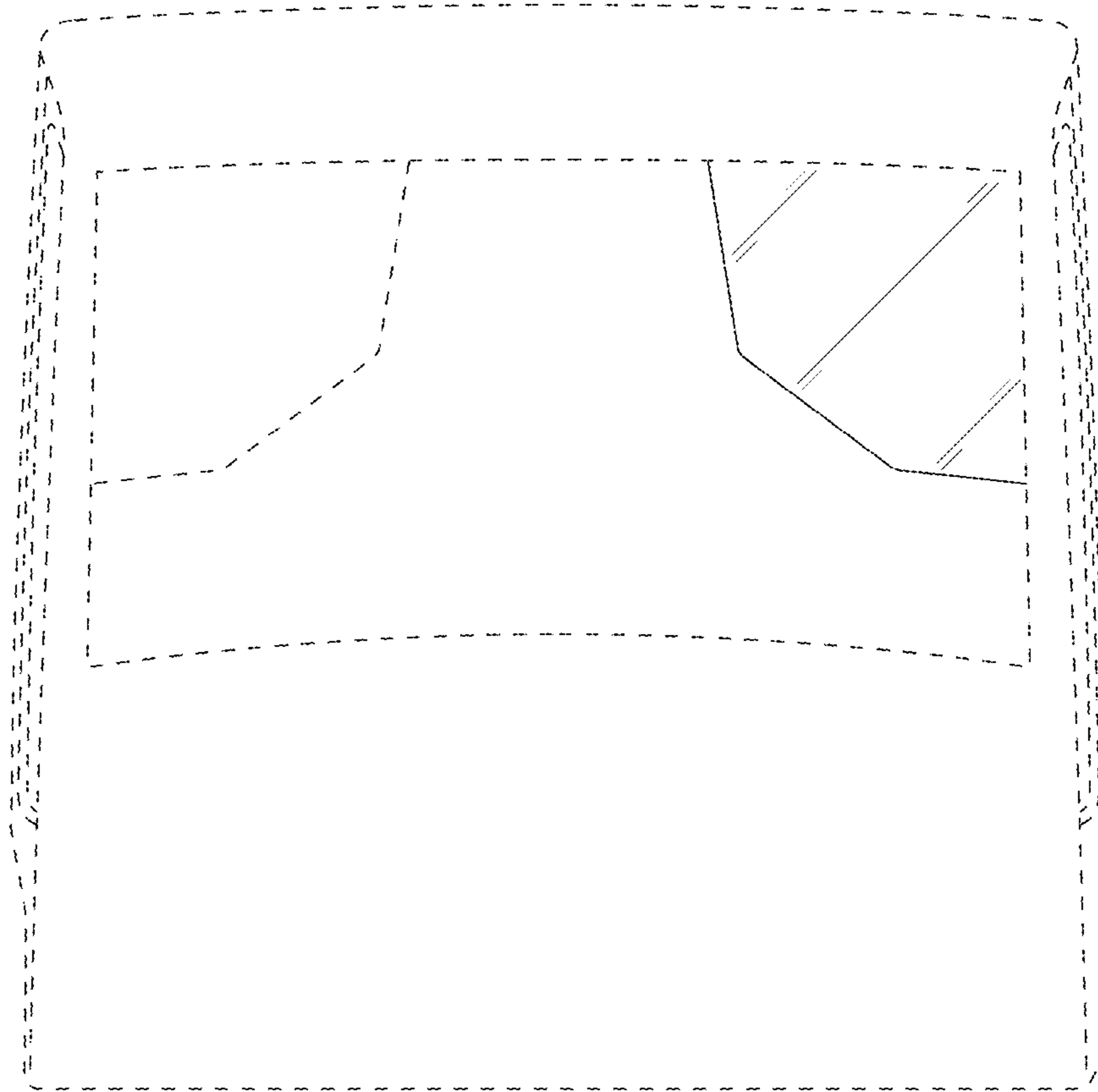


Fig. 2

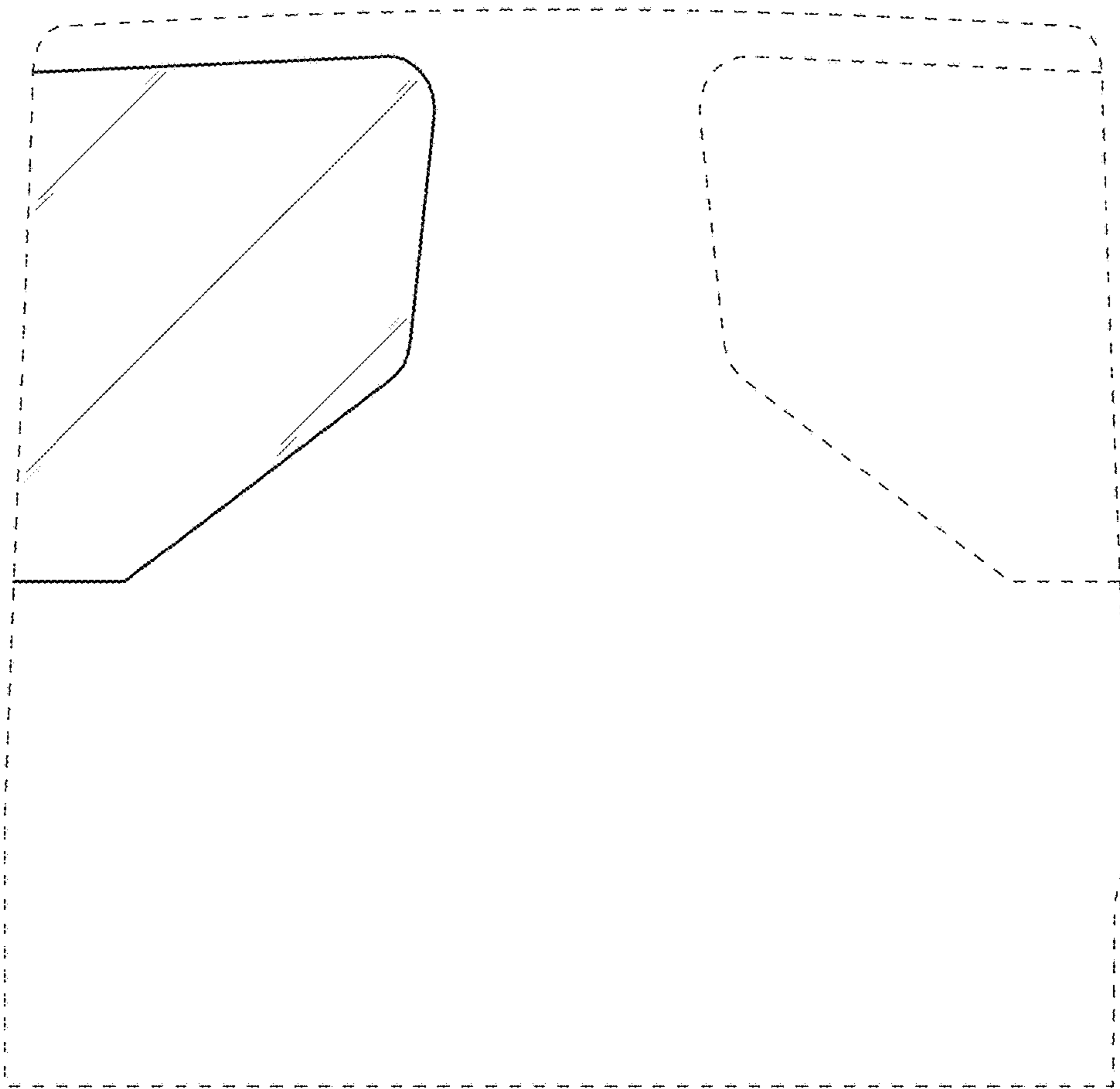


Fig. 3

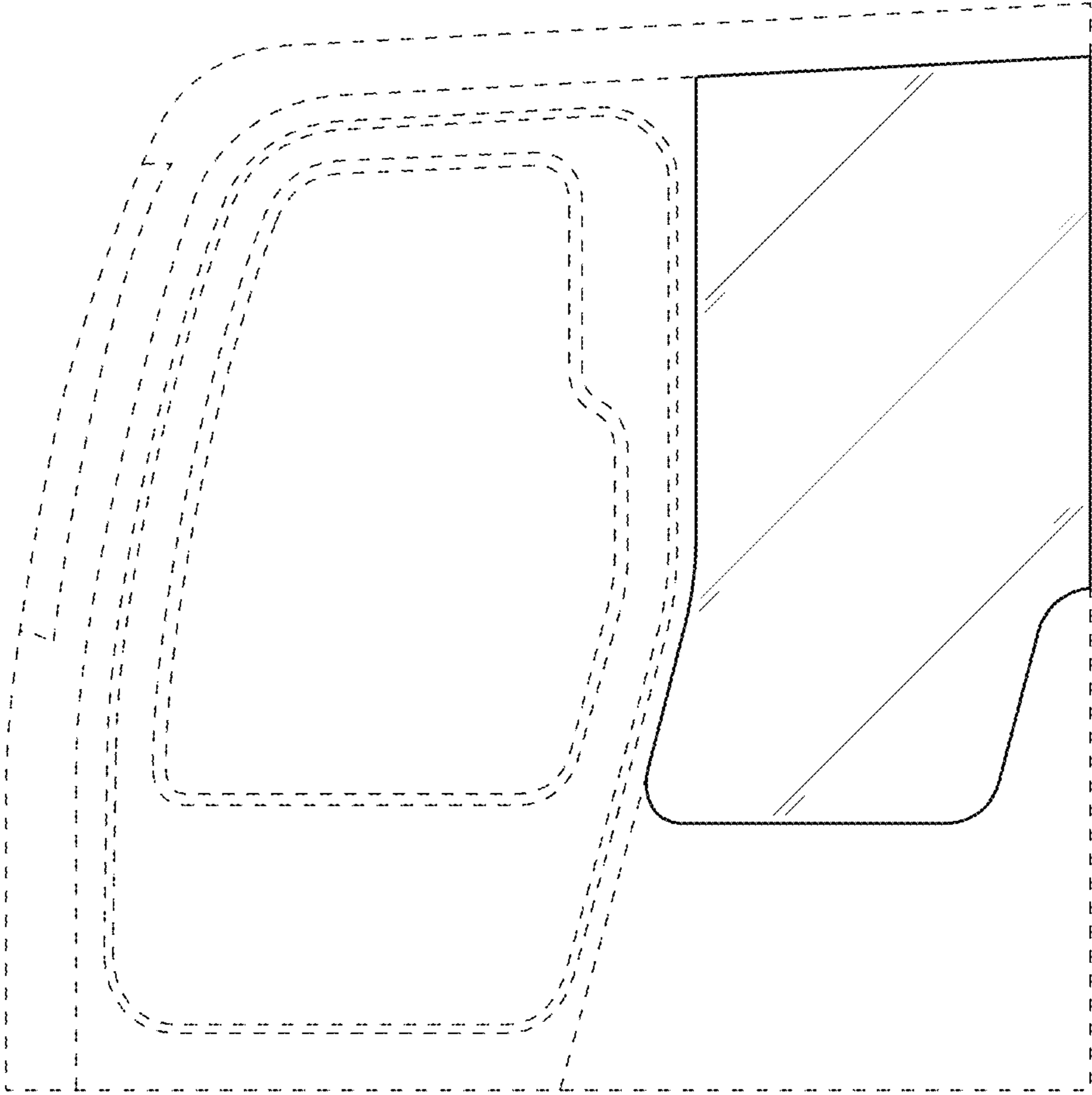


Fig. 4




Fig. 5




Fig. 6