



US00D784375S

(12) **United States Design Patent**  
**Tanaka**

(10) **Patent No.:** **US D784,375 S**  
(45) **Date of Patent:** **\*\* \*Apr. 18, 2017**

(54) **DISPLAY OF MOBILE INFORMATION  
TERMINAL WITH TRANSITIONAL  
GRAPHICAL USER INTERFACE**

(71) Applicant: **SHARP KABUSHIKI KAISHA,**  
Osaka (JP)

(72) Inventor: **Yohichi Tanaka,** Osaka (JP)

(73) Assignee: **SHARP KABUSHIKI KAISHA,**  
Osaka (JP)

(\*) Notice: This patent is subject to a terminal disclaimer.

(\*\*) Term: **14 Years**

(21) Appl. No.: **29/509,880**

(22) Filed: **Nov. 21, 2014**

(30) **Foreign Application Priority Data**

May 21, 2014 (JP) ..... 2014-010798

(51) **LOC (10) Cl.** ..... **14-04**

(52) **U.S. Cl.**  
USPC ..... **D14/486**

(58) **Field of Classification Search**  
USPC ..... D14/485-495  
CPC ..... G06F 3/04883; G06F 3/0482; G06F 3/017  
See application file for complete search history.

(56) **References Cited**

**U.S. PATENT DOCUMENTS**

D459,361 S *	6/2002	Inagaki	.....	D14/486
D655,719 S *	3/2012	Zaman	.....	D14/486
D677,678 S *	3/2013	Esterly	.....	D14/485
D705,244 S *	5/2014	Arnold	.....	D14/486
D719,187 S *	12/2014	Arnold	.....	D14/488

D720,365 S *	12/2014	Bae	.....	D14/486
D726,216 S *	4/2015	Tabata	.....	D14/488
D732,552 S *	6/2015	Bae	.....	D14/485
D734,357 S *	7/2015	Myoung	.....	D14/488
D735,217 S *	7/2015	Bae	.....	D14/485
D736,246 S *	8/2015	Zhang	.....	D14/488
D738,394 S *	9/2015	Chaudhri	.....	D14/486
D739,880 S *	9/2015	Robertson	.....	D14/494
D741,896 S *	10/2015	Park	.....	D14/487
D743,971 S *	11/2015	Bickel	.....	D14/485
D746,866 S *	1/2016	Memoria	.....	D14/492
D760,275 S *	6/2016	Zhang	.....	D14/488

\* cited by examiner

*Primary Examiner* — Kevin Rudzinski

(74) *Attorney, Agent, or Firm* — Birch, Stewart, Kolasch & Birch, LLP

(57) **CLAIM**

The ornamental design for a display of mobile information terminal with transitional graphical user interface, as shown and described.

**DESCRIPTION**

FIG. 1 is a front view of a first image in a sequence for a display of a mobile information terminal with transitional graphical user interface;

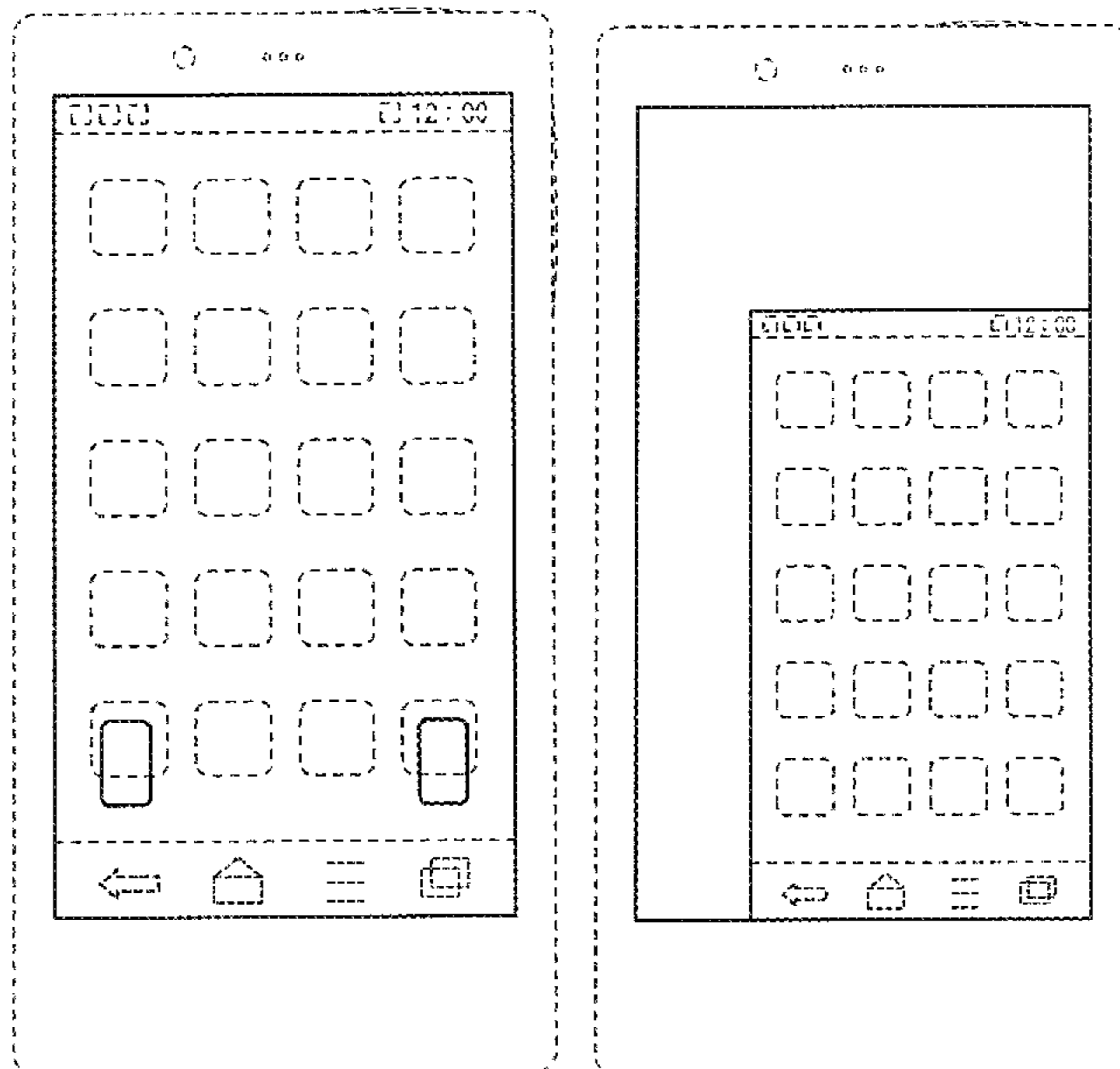
FIG. 2 is a front view of a second image thereof; and,

FIG. 3 is a front view of a third image thereof.

The appearance of the transitional image sequentially transitions between the images shown in FIGS. 1-3. The process or period in which one image transitions to another image forms no part of the claimed design.

The broken line showings of the display, mobile information terminal and portions of the graphical user interface are included for the purpose of illustrating environmental structure and form no part of the claimed design.

**1 Claim, 3 Drawing Sheets**






FIGURE 1

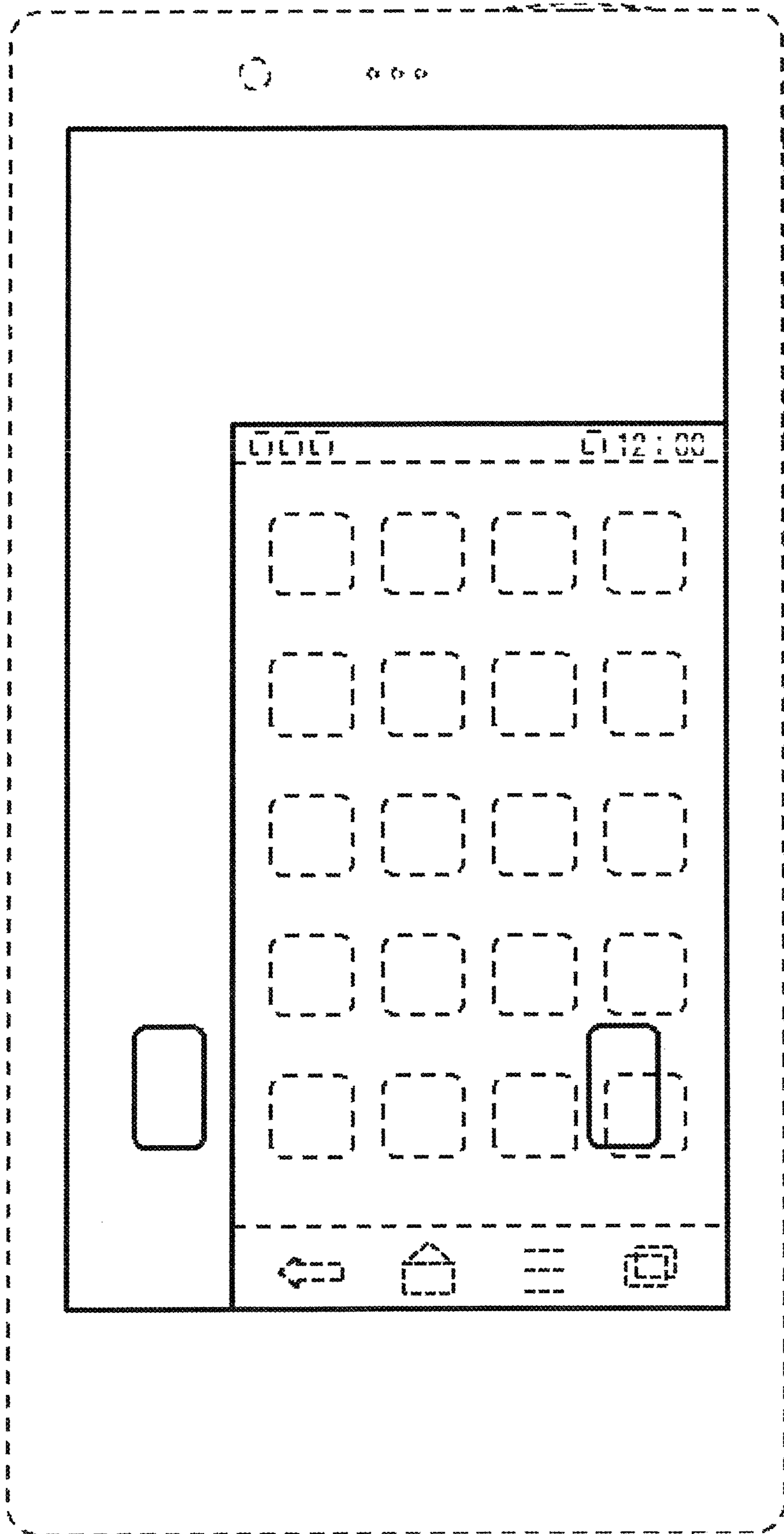


FIGURE 2

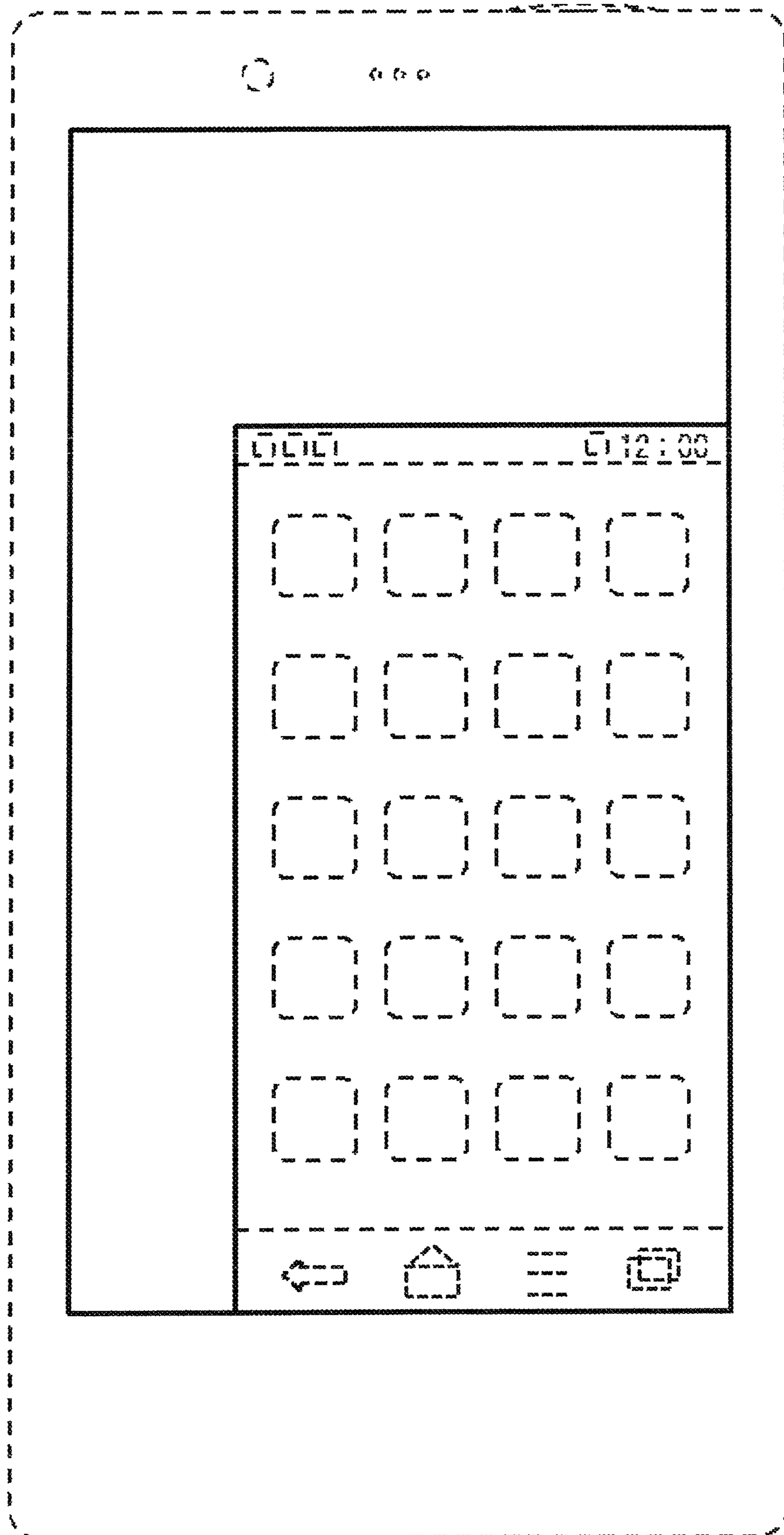


FIGURE 3