



US00D784342S

(12) **United States Design Patent**
Kim et al.

(10) **Patent No.:** **US D784,342 S**

(45) **Date of Patent:** **** Apr. 18, 2017**

(54) **CONNECTION MODULE**
(71) Applicant: **Telit Communications S.P.A.**, Sgonico
(Trieste) (IT)
(72) Inventors: **SeongWhan Kim**, Seoul (KR);
Taehyoung Ko, Seoul (KR)
(73) Assignee: **Telit Communications S.p.A.**, Sgonico
(Trieste) (IT)

D506,200 S * 6/2005 Shih D14/433
D506,469 S * 6/2005 Matsunaga D14/433
D539,853 S * 4/2007 Hussaini D14/433
D562,326 S * 2/2008 Hsu D13/199
D562,327 S * 2/2008 Hsu D13/199
D570,845 S * 6/2008 Liu D14/433
D737,778 S * 9/2015 Druscovich D13/147
D737,779 S * 9/2015 Druscovich D13/147
D753,604 S * 4/2016 Druscovich D13/147
2008/0070454 A1* 3/2008 Chang H01R 13/518
439/883
2008/0227309 A1* 9/2008 Liao H01R 31/08
439/66

(**) Term: **15 Years**

* cited by examiner

(21) Appl. No.: **29/551,139**

Primary Examiner — Austin Murphy

(22) Filed: **Jan. 11, 2016**

(74) *Attorney, Agent, or Firm* — Pearl Cohen Zedek

(51) **LOC (10) Cl.** **14-02**

Latzer Baratz LLP

(52) **U.S. Cl.**
USPC **D14/433**

(57) **CLAIM**

(58) **Field of Classification Search**
USPC D14/356, 432–434, 453, 454, 511, 203.8,
D14/209.1, 238.1, 240, 125; 439/638,
439/928, 105, 502; 710/303, 304;
361/679.41, 679.55, 679.56; D13/110,
D13/133, 146
CPC H01R 24/64; H01R 24/62; H01R 12/714;
H01R 13/506; H01R 13/6658

The ornamental design for a connection module, as shown and described.

See application file for complete search history.

DESCRIPTION

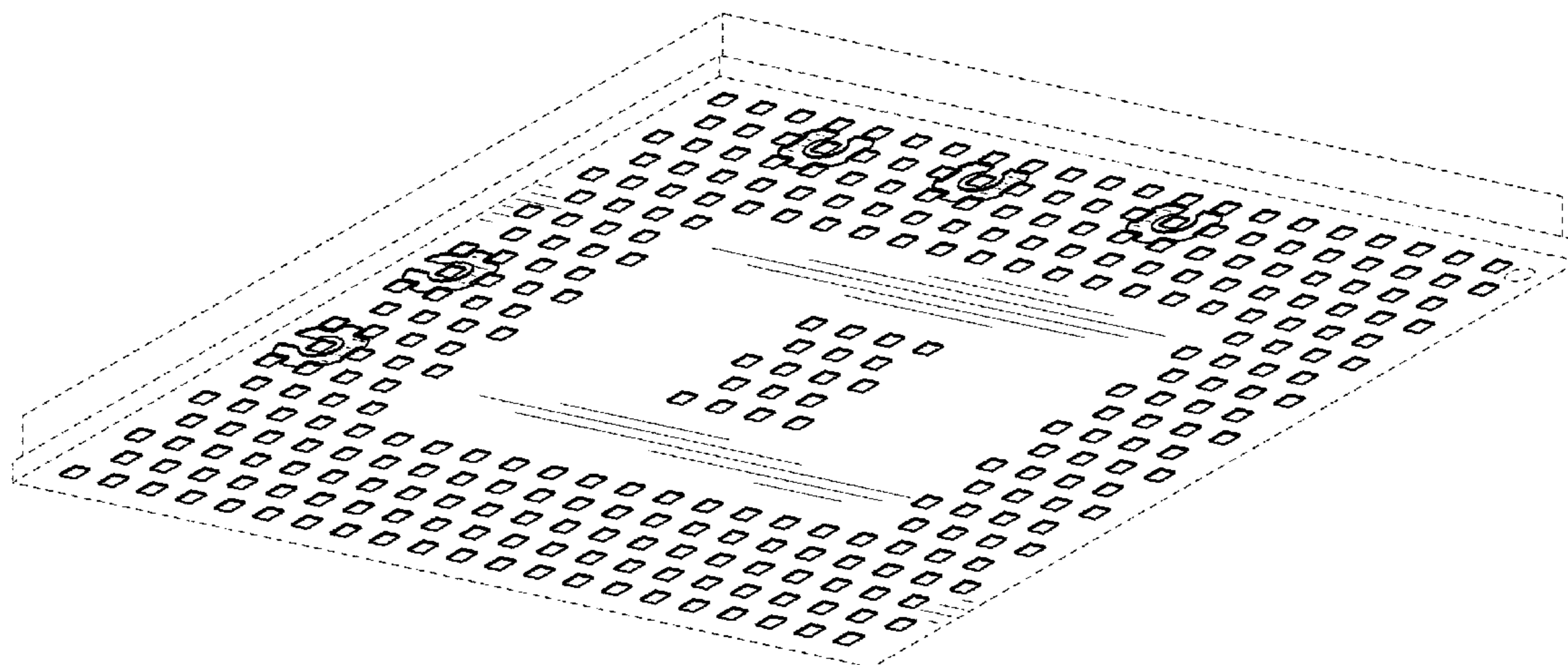
(56) **References Cited**

FIG. 1 is a top, front, left side perspective of the connection module;
FIG. 2 is a top plan view thereof;
FIG. 3 is a bottom plan view thereof;
FIG. 4 is a front elevation view thereof;
FIG. 5 is a back elevation view thereof;
FIG. 6 is a right side elevation view thereof;
FIG. 7 is a left side elevation view thereof; and,
FIG. 8 is a bottom, front, right side perspective view thereof.
The broken lines that appear on the drawings form no part of the claimed design and are included for illustrative purposes only.

U.S. PATENT DOCUMENTS

D336,746 S * 6/1993 Tse D14/433
D364,399 S * 11/1995 Long D14/433
D434,040 S * 11/2000 Yasufuku D14/433
D482,692 S * 11/2003 Nishio D14/433
D485,562 S * 1/2004 Goto D14/357
D486,824 S * 2/2004 Chung D14/356
D499,731 S * 12/2004 Fan D14/433

1 Claim, 4 Drawing Sheets






FIG. 1



FIG. 2

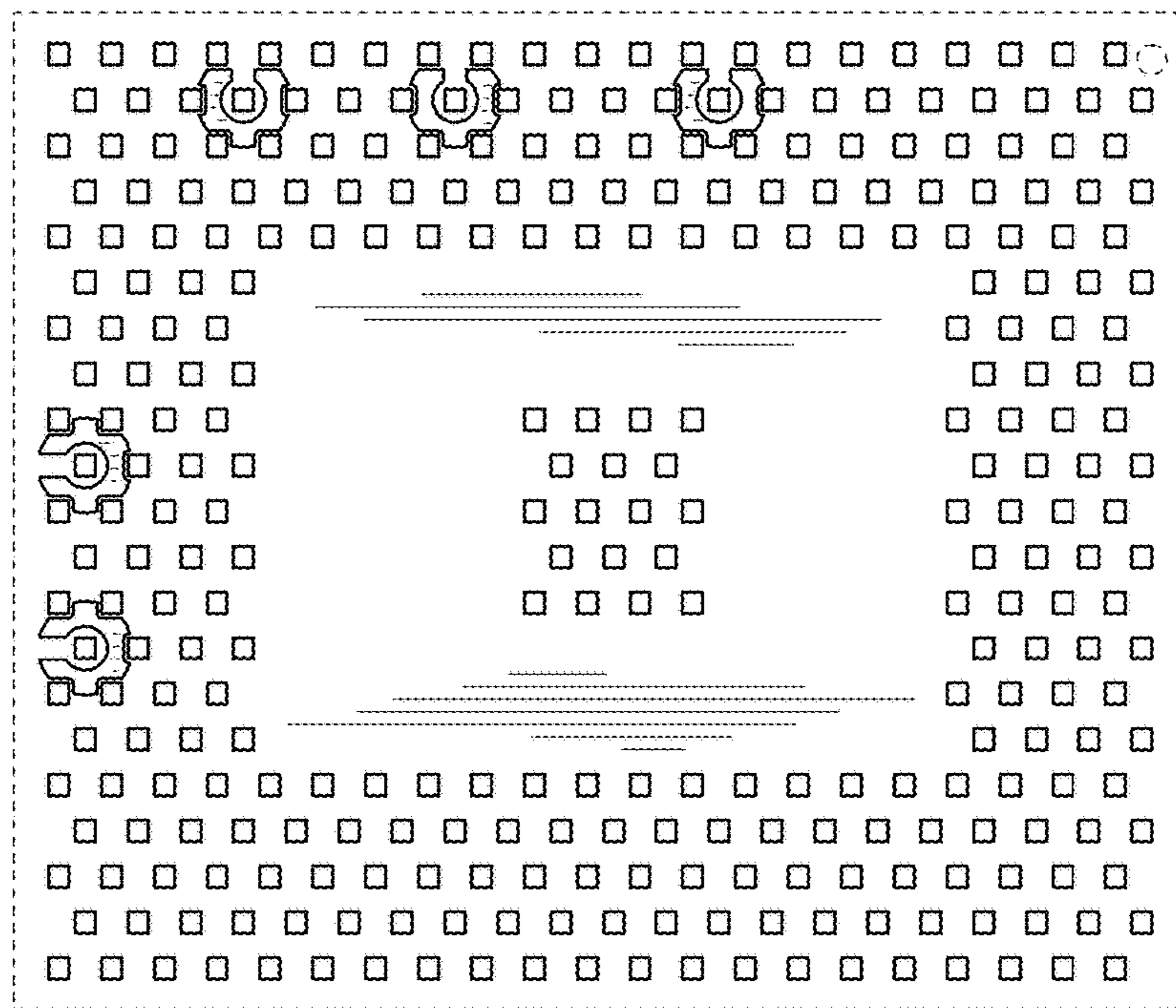


FIG. 3




FIG. 4




FIG. 5



FIG. 6



FIG. 7

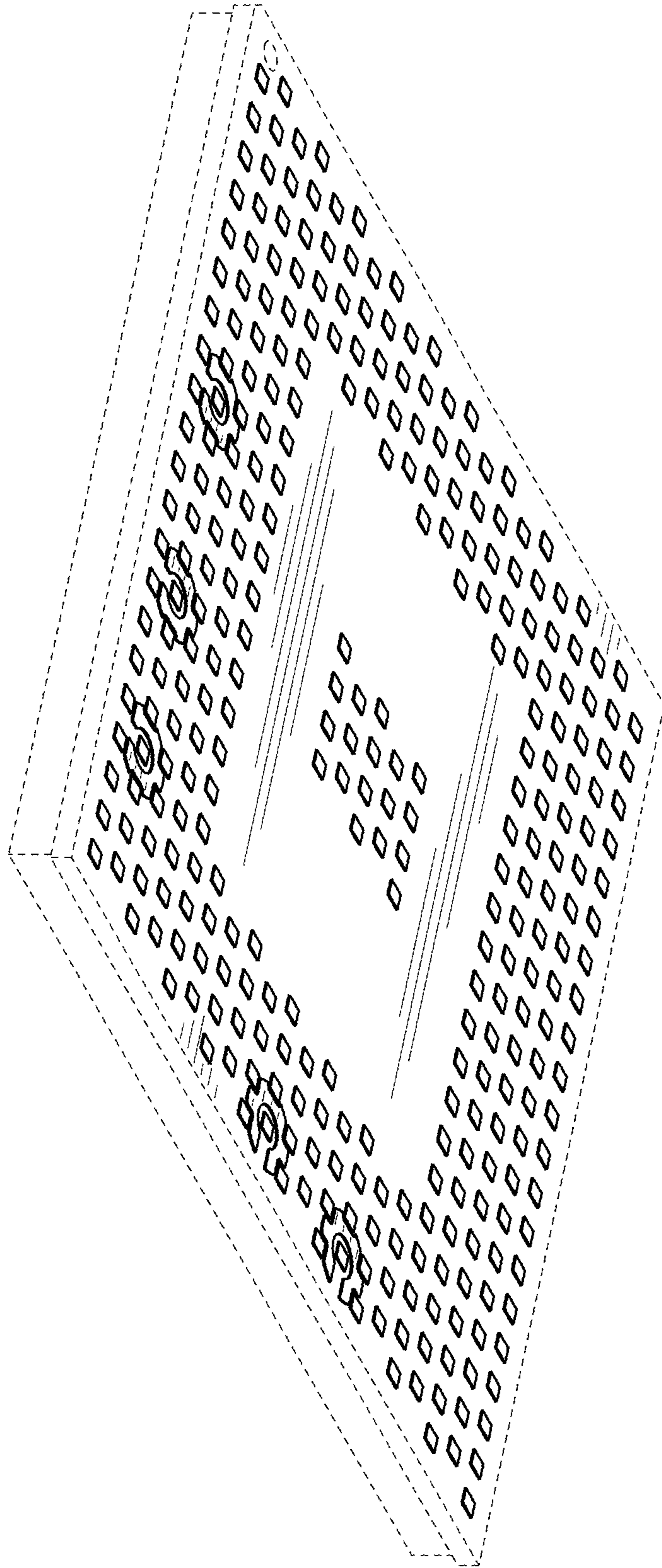


FIG. 8