



US00D784333S

(12) **United States Design Patent**  
**Hsu**

(10) **Patent No.:** **US D784,333 S**

(45) **Date of Patent:** **\*\* Apr. 18, 2017**

(54) **ELECTRONIC DOOR LOCK**

(71) Applicant: **Spectrum Brands, Inc.**, Middleton, WI (US)

(72) Inventor: **Wei Hsu**, Lake Forest, CA (US)

(73) Assignee: **Spectrum Brands, Inc.**, Middleton, WI (US)

(\*\*) Term: **15 Years**

(21) Appl. No.: **29/561,369**

(22) Filed: **Apr. 15, 2016**

(51) **LOC (10) Cl.** ..... **14-02**

(52) **U.S. Cl.**  
USPC ..... **D14/383**

(58) **Field of Classification Search**  
USPC ..... D14/356-358, 383-385, 420, 426, 427, D14/432-439, 447, 453, 454, 217, 253, D14/299, 307; D13/107, 108, 133, 146, D13/147, 152, 154, 156, 158, 162, 162.1, D13/168, 173, 177, 102; 235/441, 451, 235/492, 380, 439, 375; 361/679.31, 600, 361/679.01, 679.02  
CPC ..... G07C 9/00103; G07C 9/00039; G07C 9/00904; G06K 5/00; G06K 7/01  
See application file for complete search history.

(56) **References Cited**

**U.S. PATENT DOCUMENTS**

D255,899 S \* 7/1980 Karas ..... D14/383  
D477,815 S \* 7/2003 Gillingham ..... D13/184

D508,245 S \* 8/2005 Ozolins ..... D14/383  
D638,015 S \* 5/2011 Chong ..... D14/336  
D673,952 S \* 1/2013 Toda ..... D14/383  
D718,307 S \* 11/2014 Ozolins ..... D14/383  
D727,321 S \* 4/2015 LaBorde ..... D14/383  
D727,901 S \* 4/2015 Nishimura ..... D14/383  
D728,675 S \* 5/2015 Daniel ..... D14/383  
D748,629 S \* 2/2016 Brown ..... D14/383  
D749,075 S \* 2/2016 Brown ..... D14/383  
D761,260 S \* 7/2016 Luo ..... D14/383  
D771,042 S \* 11/2016 Ehrensvard ..... D14/383

\* cited by examiner

*Primary Examiner* — Austin Murphy

(74) *Attorney, Agent, or Firm* — Banner & Witcoff, Ltd.


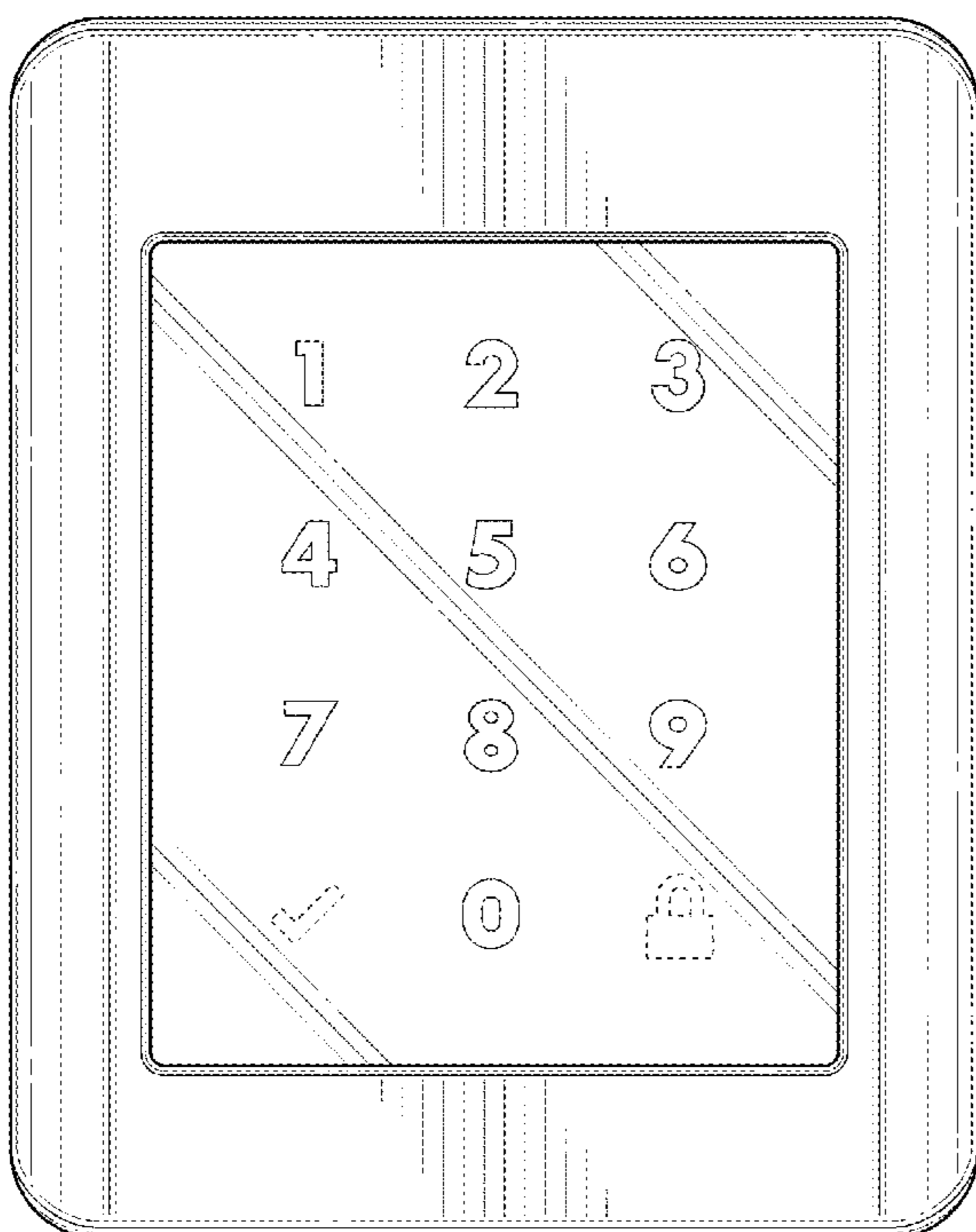
(57) **CLAIM**

The ornamental design for a electronic door lock, as shown and described.

**DESCRIPTION**

FIG. 1 is a front perspective view of an electronic door lock showing my new design;  
FIG. 2 is a front view thereof;  
FIG. 3 is a left side view thereof;  
FIG. 4 is a right side view thereof;  
FIG. 5 is a top view thereof; and,  
FIG. 6 is a bottom view thereof.  
The broken line showing of the two icons on the electronic door lock in FIGS. 1-2 represents unclaimed subject matter and forms no part of the claimed design. The broken line adjacent to the shaded areas represents an unclaimed boundary of the design.

**1 Claim, 4 Drawing Sheets**



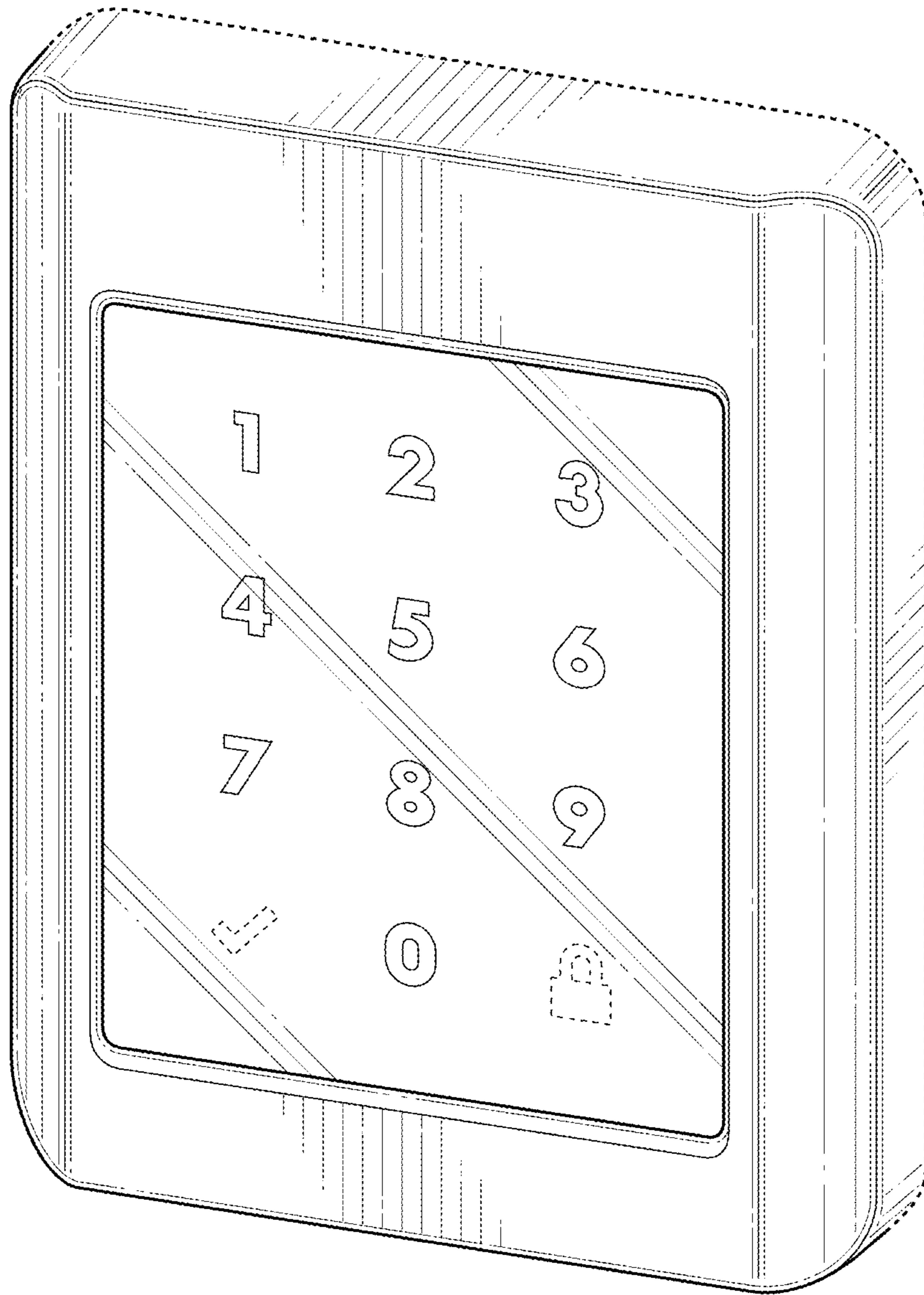


FIG. 1






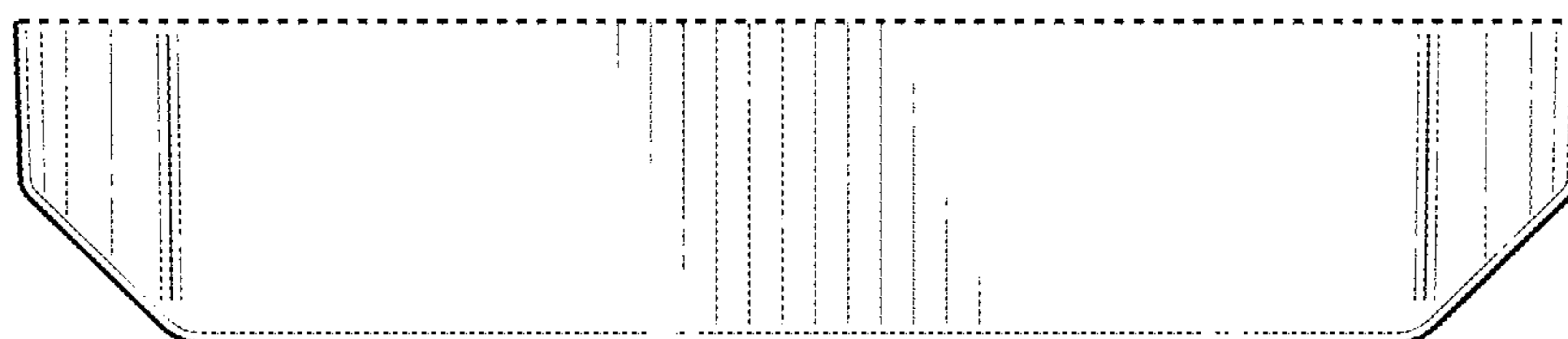
FIG. 2




**FIG. 3**



**FIG. 4**



**FIG. 5**



**FIG. 6**