



US00D784323S

(12) **United States Design Patent**
Kim et al.

(10) **Patent No.:** **US D784,323 S**
(45) **Date of Patent:** **** Apr. 18, 2017**

(54) **ELECTRONIC DEVICE**

- (71) Applicant: **Samsung Electronics Co., Ltd.**,
Suwon-si (KR)
- (72) Inventors: **Nam-Su Kim**, Seoul (KR); **Do-Hyung Ha**, Gwangmyeong-si (KR); **Sae-Hee Lee**, Incheon (KR); **Hyun-Sook Kim**, Seoul (KR)
- (73) Assignee: **Samsung Electronics Co., Ltd.**,
Suwon-si (KR)
- (**) Term: **14 Years**

- (21) Appl. No.: **29/504,691**
- (22) Filed: **Oct. 8, 2014**

Related U.S. Application Data

- (63) Continuation-in-part of application No. 29/504,020, filed on Oct. 1, 2014.
- (51) **LOC (10) Cl.** **14-02**
- (52) **U.S. Cl.**
USPC **D14/341**
- (58) **Field of Classification Search**
USPC D14/341-347, 137, 138 R, 138 AA, D14/138 AB, 138 C, 138 G, 203.1, 203.3, D14/203.4, 203.7, 129, 130, 147, 218, D14/247, 248, 332, 388, 389, 315-318, D14/420, 426, 429, 489, 492, 496; D10/50, 65, 104.1; D18/6; D21/329, D21/330; D6/308, 310
CPC G06F 1/1613; G06F 1/1647; G06F 1/1641; G06F 3/04883; G06F 3/0486; G06F 3/04847; G06F 3/04845; G06F 3/04817; G06F 3/0484; H04M 1/0279; H04M 1/0281; H04M 1/0283; A63H 33/3016
See application file for complete search history.

(56) **References Cited**

U.S. PATENT DOCUMENTS

D697,507 S * 1/2014 Yu D14/341
8,810,627 B1 * 8/2014 Cho H04N 5/2258
348/38
D716,253 S * 10/2014 Lee D14/138 AB
D718,266 S * 11/2014 Zhang D14/138 G
D718,268 S * 11/2014 Wu D14/138 G
D719,541 S * 12/2014 Lee D14/138 AB
D721,671 S * 1/2015 Nam D14/138 AD
D722,035 S * 2/2015 Nam D14/138 AD
D722,036 S * 2/2015 Nam D14/138 G
(Continued)

OTHER PUBLICATIONS

Dual screen lunark smartphone concept by allan ospina, announced 8/29/2015 [online], [site visited Sep. 14, 2016]. Available from Internet, URL: <<http://www.designboom.com/technology/dual-screen-lunark-smartphone-concept-by-allan-ospina-08-29-2015/>>.*

Primary Examiner — Barbara Fox
Assistant Examiner — Dana K Weiland
(74) *Attorney, Agent, or Firm* — NSIP Law

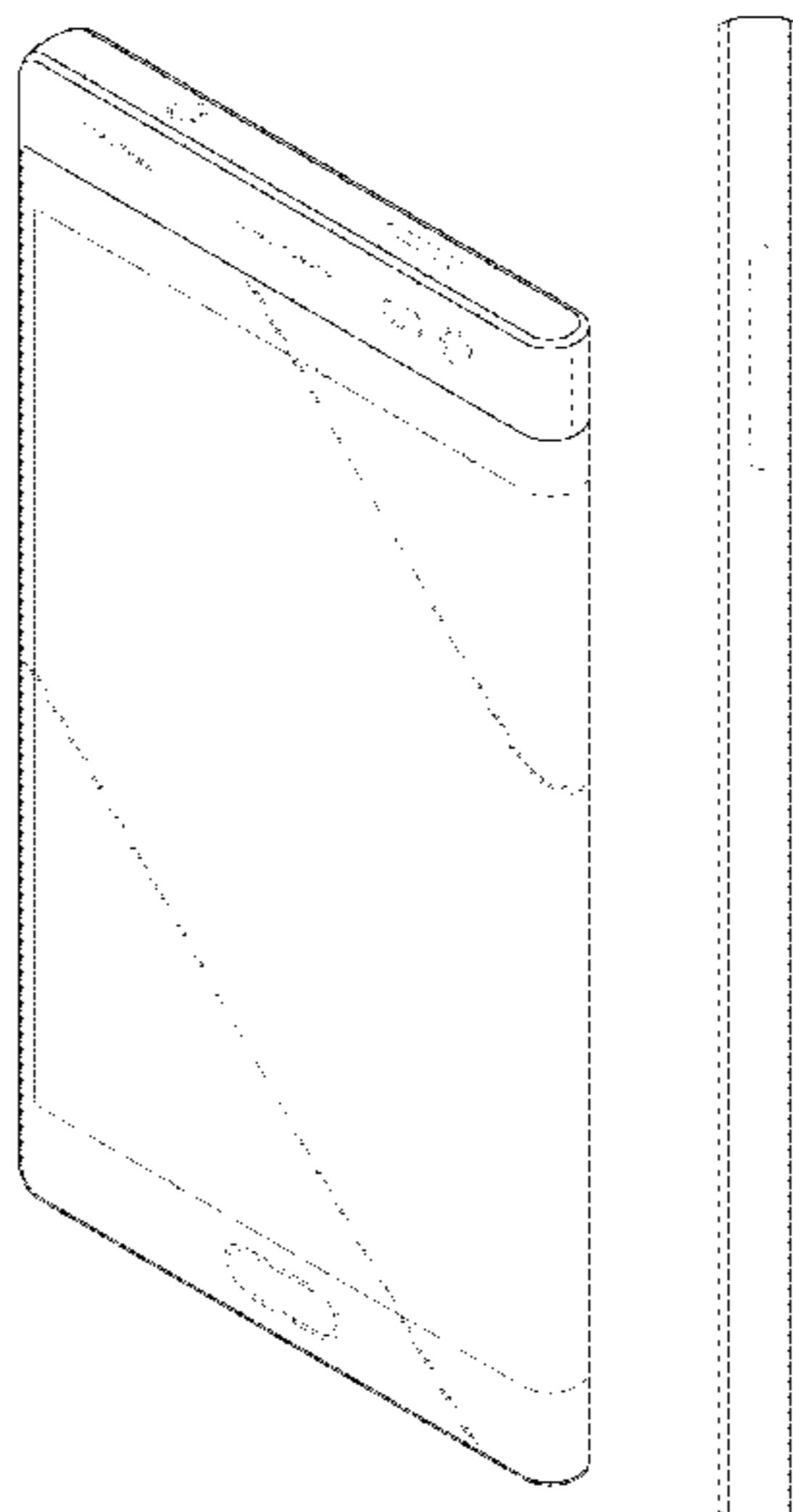
(57) **CLAIM**

We claim the ornamental design for an electronic device, as shown and described.

DESCRIPTION

FIG. 1 is a front perspective view of an electronic device showing our new design;
FIG. 2 is a front view thereof;
FIG. 3 is a rear view thereof;
FIG. 4 is a left-side view thereof;
FIG. 5 is a right-side view thereof;
FIG. 6 is a top view thereof;
FIG. 7 is a bottom view thereof; and,
FIG. 8 is a rear perspective view thereof.
The broken lines in the figures show portions of the electronic device which form no part of the claimed design.

1 Claim, 6 Drawing Sheets



(56)

References Cited

U.S. PATENT DOCUMENTS

8,971,032 B2 * 3/2015 Griffin G06F 1/1616
 345/156
 9,013,864 B2 * 4/2015 Griffin H04M 1/0216
 16/382
 D729,812 S * 5/2015 Ahn D14/440
 D732,499 S * 6/2015 Lee D14/138 G
 9,064,431 B2 * 6/2015 Ahn G09F 9/33
 D739,408 S * 9/2015 Kim D14/440
 D740,806 S * 10/2015 Fujimoto D14/341
 D744,990 S * 12/2015 Lee D14/138 G
 D744,991 S * 12/2015 Lee D14/248
 D745,001 S * 12/2015 Cho D14/341
 D745,484 S * 12/2015 Lee D14/138 G
 D746,285 S * 12/2015 Okabe D14/345
 D747,301 S * 1/2016 Lee D14/138 G
 D748,625 S * 2/2016 Takahashi D14/345
 D749,566 S * 2/2016 Nakamura D14/341
 D749,571 S * 2/2016 Park D14/203.4
 D750,617 S * 3/2016 Akana D14/341
 D753,088 S * 4/2016 Wu D14/138 G
 D754,656 S * 4/2016 Cheng D14/341
 D755,166 S * 5/2016 Lee D14/248
 9,342,106 B2 * 5/2016 Nurmi G06F 1/1652
 D761,787 S * 7/2016 Yamazaki D14/341

2010/0120470 A1 * 5/2010 Kim G06F 1/1615
 455/566
 2011/0134144 A1 * 6/2011 Moriwaki G09G 3/3208
 345/660
 2012/0044620 A1 * 2/2012 Song G06F 1/1616
 361/679.01
 2012/0262367 A1 * 10/2012 Chiu G06F 1/1626
 345/156
 2013/0178248 A1 * 7/2013 Kim H04M 1/0268
 455/566
 2013/0300697 A1 * 11/2013 Kim G06F 1/1626
 345/173
 2013/0329345 A1 * 12/2013 Yu H05K 5/04
 361/679.01
 2014/0198036 A1 * 7/2014 Kim G06F 1/1652
 345/156
 2014/0210740 A1 * 7/2014 Lee G06F 3/0488
 345/173
 2014/0226275 A1 * 8/2014 Ko G06F 1/1626
 361/679.27
 2015/0338888 A1 * 11/2015 Kim G06F 1/1677
 345/156
 2015/0378557 A1 * 12/2015 Jeong G06F 3/0488
 715/835
 2015/0378592 A1 * 12/2015 Kim G06F 1/1628
 715/765

* cited by examiner

FIG. 1




FIG.2




FIG.3




FIG.4



FIG.5



FIG.6




FIG.7

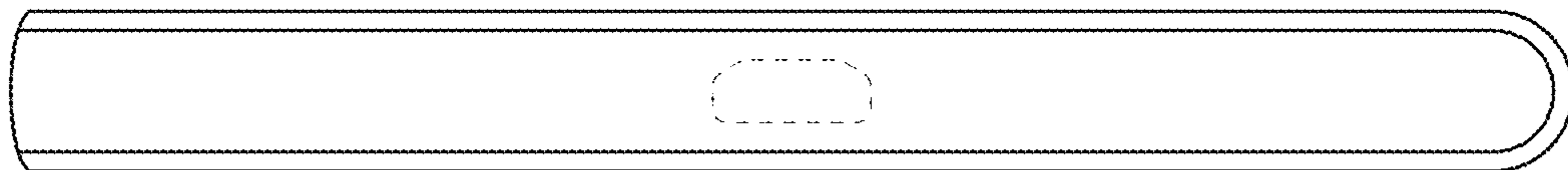


FIG.8

