



US00D784313S

(12) **United States Design Patent** (10) **Patent No.:** **US D784,313 S**
Yoon (45) **Date of Patent:** **** Apr. 18, 2017**

(54) **SMART PHONE**
(71) Applicant: **Suk Beam Yoon**, Daejeon (KR)
(72) Inventor: **Suk Beam Yoon**, Daejeon (KR)
(**) Term: **15 Years**
(21) Appl. No.: **29/545,857**
(22) Filed: **Nov. 17, 2015**

(30) **Foreign Application Priority Data**

May 21, 2015 (KR) 30-2015-0025700

(51) **LOC (10) Cl.** **14-03**

(52) **U.S. Cl.**
USPC **D14/248**

(58) **Field of Classification Search**
USPC D14/138 R, 138 AA, 138 AB, 138 AC,
D14/138 AD, 138 C, 138 G, 203.1, 203.5,
D14/203.7, 248, 250, 251, 440; D3/215,
D3/218

CPC . G06F 1/1626; H04M 1/0266; H04M 1/0202;
H04M 1/0214; H04M 1/0237; H04M
1/03

See application file for complete search history.

(56) **References Cited**

U.S. PATENT DOCUMENTS

- D357,918 S * 5/1995 Doria D14/218
- 5,670,188 A * 9/1997 May B29C 59/022
264/280
- D450,872 S * 11/2001 Dalebout D26/49
- D462,060 S * 8/2002 Fox D13/154
- D601,095 S * 9/2009 Rodrigues D13/133
- D601,285 S * 9/2009 Chen D26/49
- D612,827 S * 3/2010 Song D14/138 AB
- D612,830 S * 3/2010 Kim D14/138 G
- D613,718 S * 4/2010 Lee D14/138 AB
- D615,940 S * 5/2010 Kim D14/138 AA

- D630,179 S * 1/2011 Park D14/138 AA
- D637,883 S * 5/2011 Yu Chen D8/98
- 8,190,222 B2 * 5/2012 Cheng H04M 1/0202
220/4.02
- D677,236 S * 3/2013 Kim D14/138 G
- D681,465 S * 5/2013 Cox D9/441
- D690,292 S * 9/2013 Bibla D14/250
- D690,704 S * 10/2013 Padilla D14/440
- D697,782 S * 1/2014 Lee D8/107
- D716,783 S * 11/2014 Loncar D14/250
- D747,093 S * 1/2016 Rogers D3/218

* cited by examiner

Primary Examiner — George D Kirschbaum

Assistant Examiner — Joseph Kukella

(74) *Attorney, Agent, or Firm* — Novick, Kim & Lee,
PLLC; Jae Youn Kim

(57) **CLAIM**

I claim the ornamental design for a smart phone, as shown and described.

DESCRIPTION

FIG. 1 is a perspective view of a smart phone, showing my new design;

FIG. 2 is a front elevational view thereof;

FIG. 3 is a rear elevational view thereof;

FIG. 4 is a left side elevational view thereof;

FIG. 5 is a right side elevational view thereof;

FIG. 6 is a top plan view thereof;


FIG. 7 is a bottom plan view thereof;

FIG. 8 is a partial enlargement of FIG. 1; and,

FIG. 9 is a partial enlargement of FIG. 4.

In the drawings, the dash-dash broken lines depict environmental subject matter only. The dot-dash broken lines indicate areas of the drawing enlarged to show detail, and encircle that enlarged detail. The broken lines form no part of the claimed design.

1 Claim, 8 Drawing Sheets






FIG. 1




FIG. 2




FIG. 3




FIG. 4




FIG. 5




FIG. 6



FIG. 7

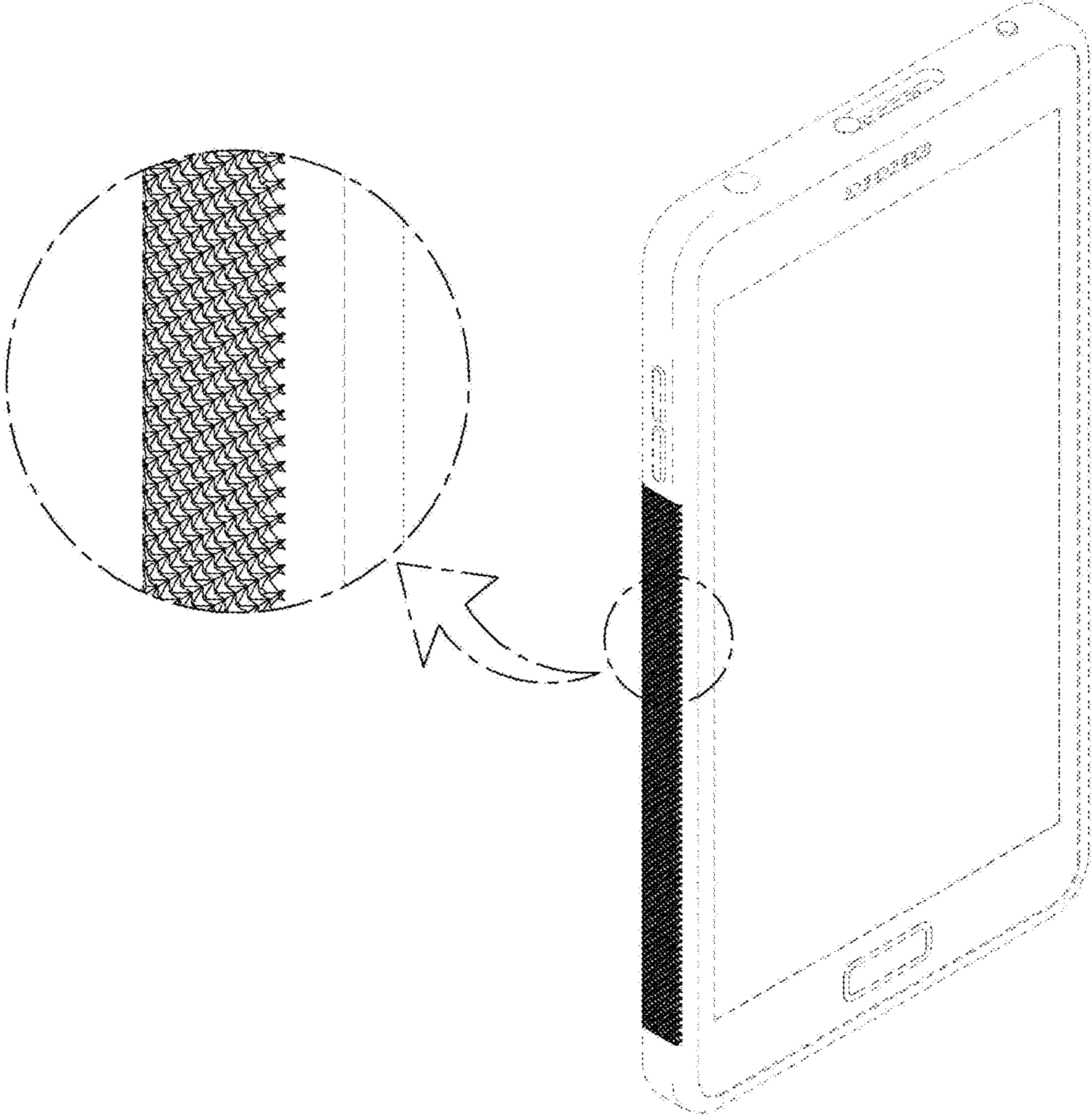


FIG. 8

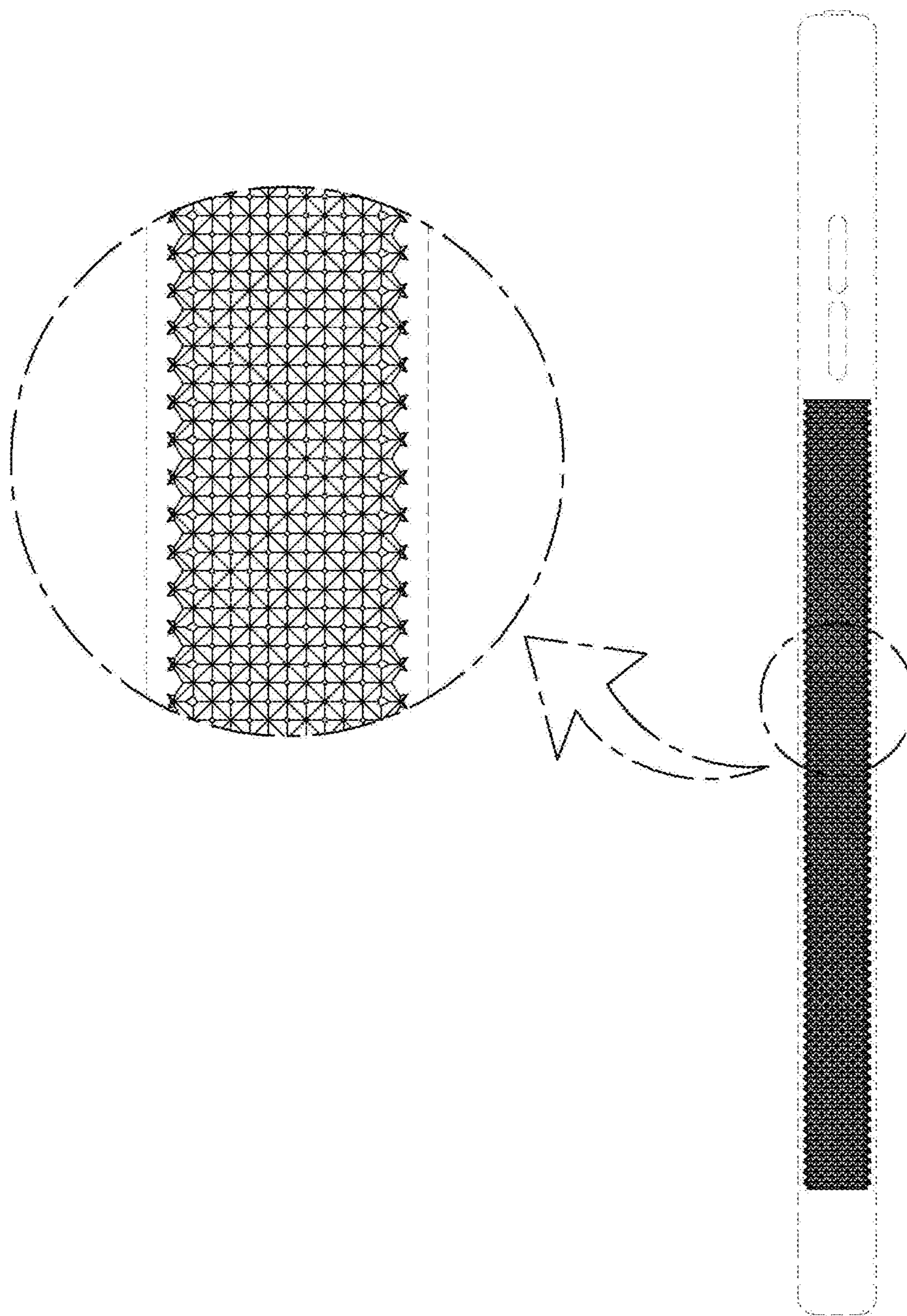


FIG. 9