



US00D784307S

(12) **United States Design Patent**  
**Yoon**

(10) **Patent No.:** **US D784,307 S**  
(45) **Date of Patent:** **\*\* Apr. 18, 2017**

(54) **ELECTRONIC DEVICE**

(71) Applicant: **Samsung Electronics Co., Ltd.**,  
Suwon-si (KR)

(72) Inventor: **Kihyun Yoon**, Busan (KR)

(73) Assignee: **SAMSUNG ELECTRONICS CO., LTD.**,  
Suwon-si (KR)

(\*\*) Term: **15 Years**

(21) Appl. No.: **29/545,541**

(22) Filed: **Nov. 13, 2015**

(30) **Foreign Application Priority Data**

May 15, 2015 (KR) ..... 30-2015-0024828

(51) **LOC (10) Cl.** ..... **14-01**

(52) **U.S. Cl.**  
USPC ..... **D14/240**; D14/299

(58) **Field of Classification Search**  
USPC ..... D14/240, 299, 160, 158, 157, 154, 155,  
D14/140, 318, 218, 225, 232, 202, 204,  
D14/433, 388, 400, 191, 358, 458, 141.2,  
D14/141.3, 159, 181, 242, 142, 125, 217;  
D13/184, 168; D21/324, 333; D10/45,  
D10/65, 106; 379/441, 419, 428;  
361/176, 177

CPC .. H05K 5/00; H05K 7/00; H04M 1/02; G09G  
5/08; G05B 19/02; H04R 1/02

See application file for complete search history.

(56) **References Cited**

**U.S. PATENT DOCUMENTS**

D57,707 S \* 4/1921 Morrison ..... D9/430  
1,842,542 A \* 1/1932 Dailey ..... B65D 81/00  
206/823  
D111,780 S \* 10/1938 Bear et al. .... 200/52 R

D239,870 S \* 5/1976 Pinsler ..... D14/194  
D289,040 S \* 3/1987 Olsen ..... D14/212  
D306,583 S \* 3/1990 Krolopp ..... D13/184  
D311,541 S \* 10/1990 Carre ..... 379/420.01  
D317,261 S \* 6/1991 Brown ..... D9/782  
D324,048 S \* 2/1992 Tanaka ..... D14/217  
D331,060 S \* 11/1992 Emmons ..... D14/218  
D346,598 S \* 5/1994 McCay ..... D14/137  
D380,199 S \* 6/1997 Beruscha ..... D10/75  
D380,475 S \* 7/1997 Rasmussen ..... D13/184  
D403,328 S \* 12/1998 Wakefield ..... D14/229  
D408,590 S \* 4/1999 Litton ..... D28/82  
D409,999 S \* 5/1999 Nuovo ..... D14/138 R  
D411,995 S \* 7/1999 Chen ..... D14/150  
D433,994 S \* 11/2000 Jobs ..... D13/110  
D435,580 S \* 12/2000 Grinkus ..... D14/218  
D437,314 S \* 2/2001 DeLeon ..... D14/242  
D449,286 S \* 10/2001 Wakefield ..... D14/150  
D460,443 S \* 7/2002 Brunner ..... D14/240  
D473,546 S \* 4/2003 Hovanky ..... D14/217  
D494,633 S \* 8/2004 Nussberger ..... D21/324

(Continued)

*Primary Examiner* — Paula Greene

(74) *Attorney, Agent, or Firm* — McAndrews Held &  
Malloy, Ltd.

(57) **CLAIM**

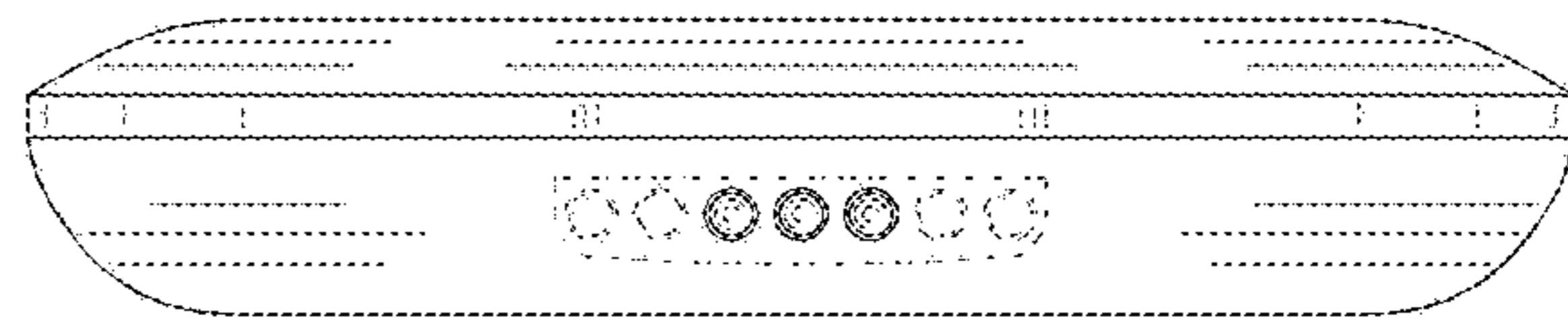

The ornamental design for an electronic device, as shown  
and described.

**DESCRIPTION**

FIG. 1 is a front perspective view of an electronic device  
showing my new design;  
FIG. 2 is a front view thereof;  
FIG. 3 is a rear view thereof;  
FIG. 4 is a left-side elevation view thereof;  
FIG. 5 is a right-side elevation view thereof;  
FIG. 6 is a top plan view thereof; and,  
FIG. 7 is a bottom plan view thereof.

The broken lines in the figures represent portions of the  
electronic device that form no part of the claimed design.

**1 Claim, 7 Drawing Sheets**



(56)

**References Cited**

U.S. PATENT DOCUMENTS

D518,030	S	*	3/2006	Lin	.....	D14/218
D525,947	S	*	8/2006	Gerard	.....	D13/168
D569,867	S	*	5/2008	Disch	.....	D14/426
D575,156	S	*	8/2008	Lin	.....	D9/500
D592,649	S	*	5/2009	L'Henaff	.....	D14/240
D595,262	S	*	6/2009	Nousiainen	.....	D14/206
D601,564	S	*	10/2009	Maeno	.....	D14/400
D602,915	S	*	10/2009	Song	.....	D14/218
D643,412	S	*	8/2011	Brady	.....	D14/218
8,188,842	B2	*	5/2012	Otsuka	.....	G08C 17/02 340/12.15
D662,066	S	*	6/2012	Seidl	.....	D13/168
D682,806	S	*	5/2013	Smith	.....	D14/155
D710,314	S	*	8/2014	Safford	.....	D13/168
D751,527	S	*	3/2016	Hinokio	.....	D14/204
D765,053	S	*	8/2016	Navarrete	.....	D10/104.1
2002/0149566	A1	*	10/2002	Sarkissian	.....	G06F 3/0202 345/168

\* cited by examiner

FIG. 1

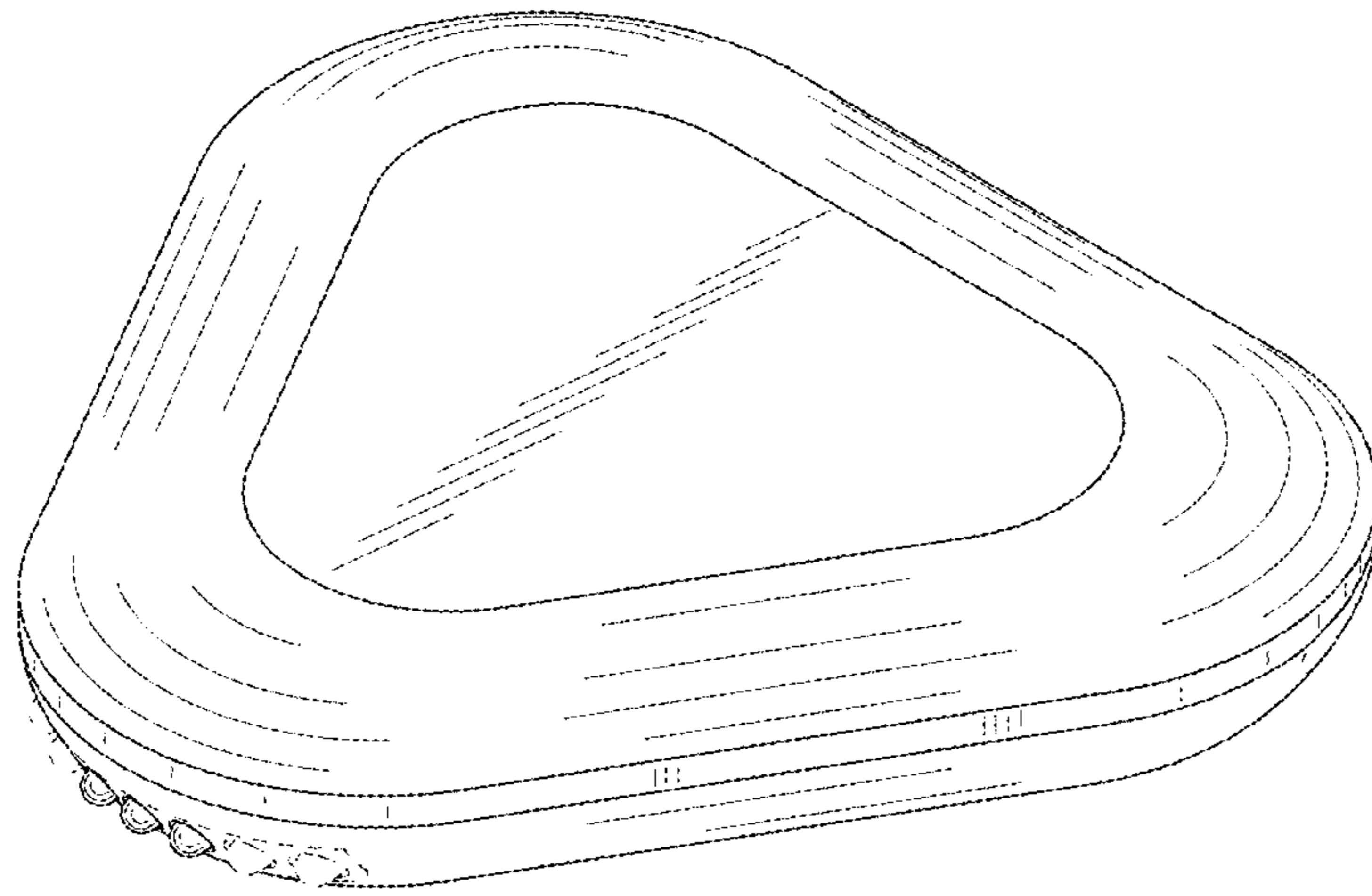


FIG.2

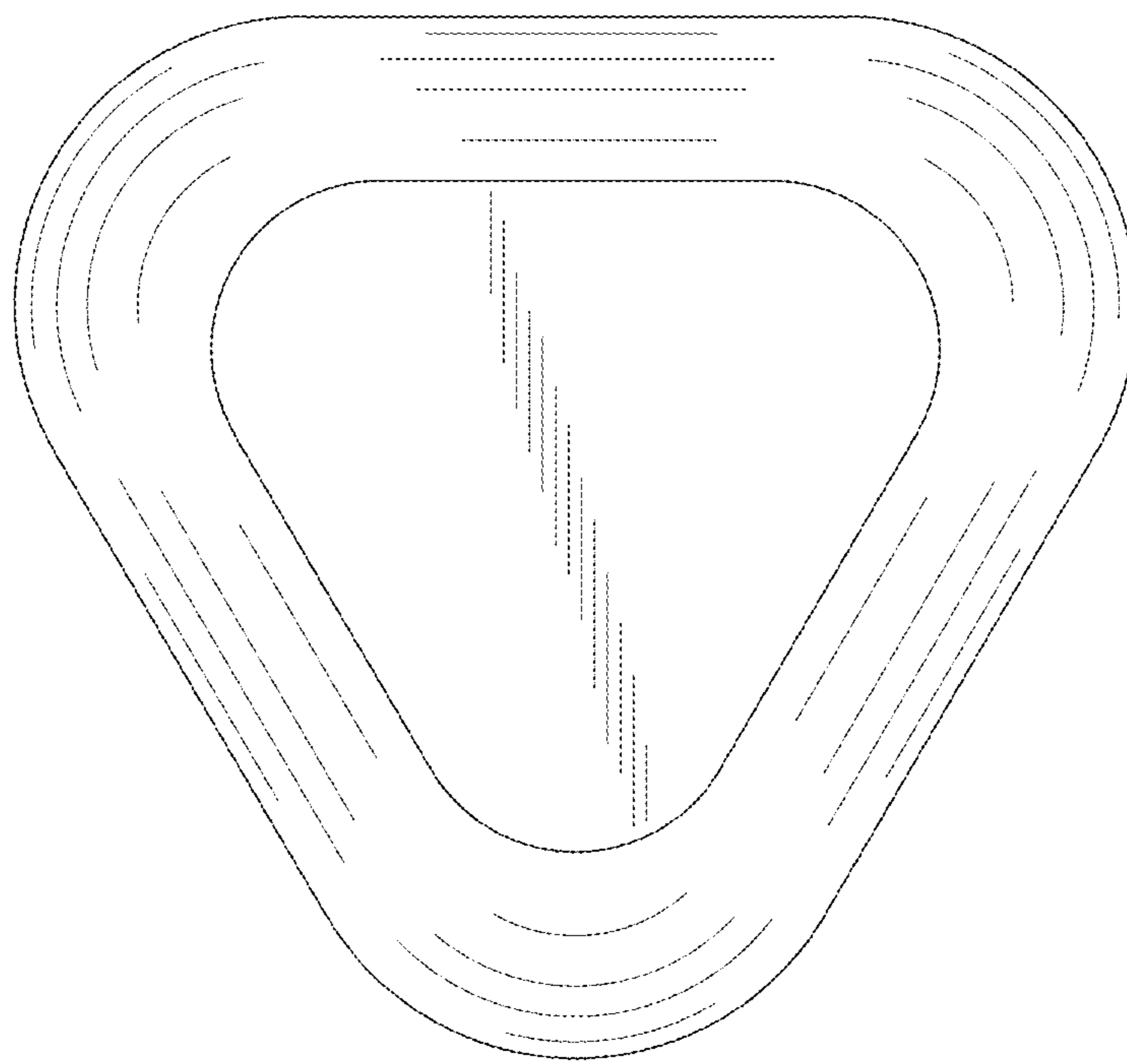


FIG.3

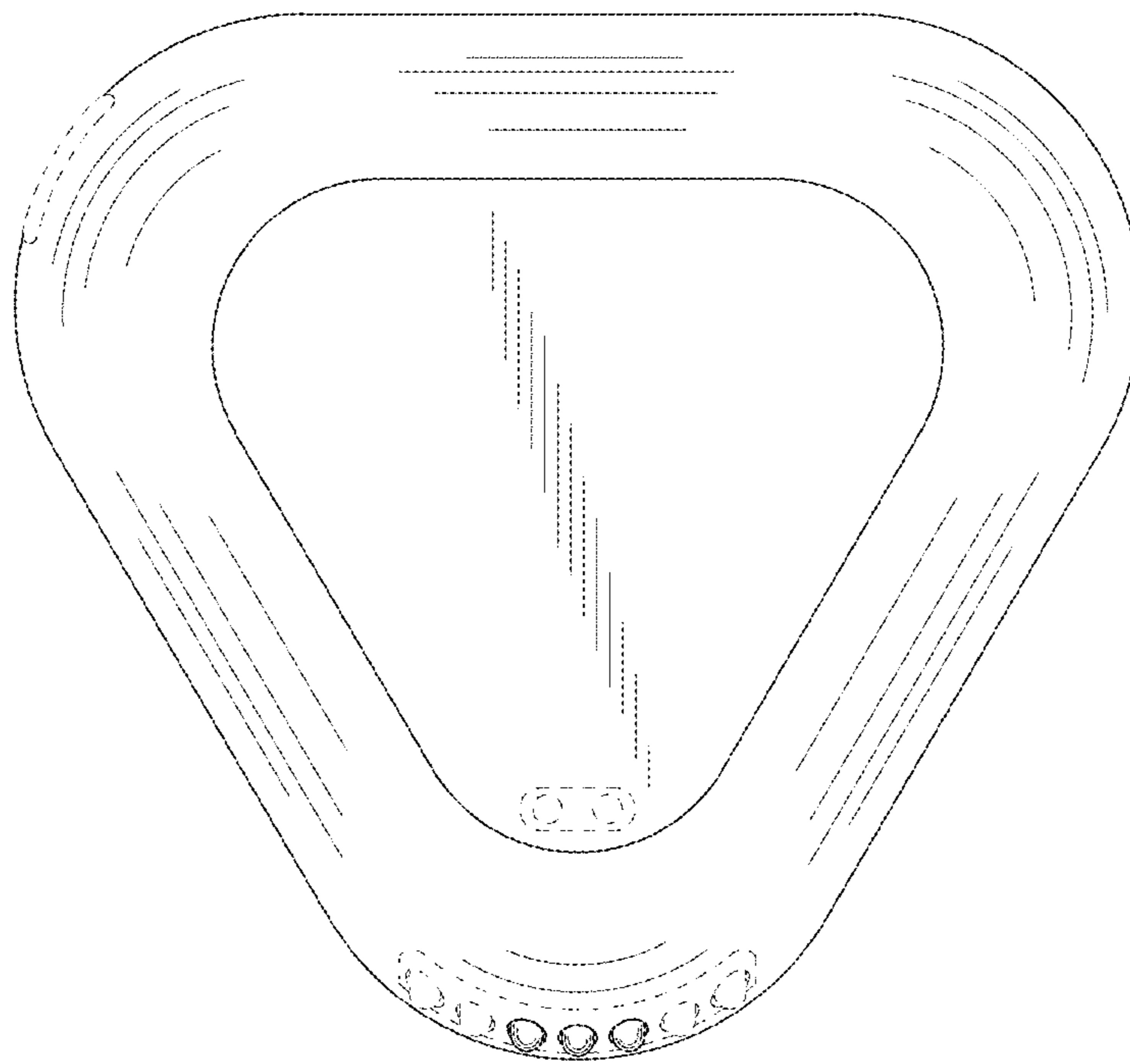


FIG. 4




FIG.5




FIG.6






FIG.7

