



US00D784300S

(12) **United States Design Patent**
Leabman

(10) **Patent No.:** **US D784,300 S**

(45) **Date of Patent:** **** Apr. 18, 2017**

- (54) **LAPTOP COMPUTER WITH ANTENNA**
- (71) Applicant: **Energous Corporation**, San Jose, CA (US)
- (72) Inventor: **Michael A. Leabman**, San Ramon, CA (US)
- (73) Assignee: **ENERGOUS CORPORATION**, Pleasanton, CA (US)
- (**) Term: **14 Years**
- (21) Appl. No.: **29/487,654**
- (22) Filed: **Apr. 10, 2014**
- (51) **LOC (10) Cl.** **14-03**
- (52) **U.S. Cl.**
USPC **D14/230; D14/315**
- (58) **Field of Classification Search**
USPC D14/138, 230-238, 299, 358, 315-327; D12/42, 43; 343/700 MS, 700 R-705, 343/711-713, 735, 736, 741, 748, 767, 343/795, 819, 840, 846, 866, 871-908; 455/90.2, 90.3, 91, 128, 269, 344, 347, 455/562.1; D18/1, 2, 7, 11
CPC H01Q 7/00; H01Q 13/10; H01Q 9/285; H01Q 19/30; H01Q 19/12; H01Q 1/38; H01Q 1/36; H01Q 1/32; H01Q 1/3275; H04B 1/0475; H04B 1/034; H05K 11/00; H05K 5/00; G06F 1/16; G06F 1/1616; G06F 1/1626; G06F 1/1632; G06F 1/1613; G06F 1/1601; G06F 1/1618; G06F 1/162; G06F 1/166; G06F 1/1654; G06F 1/1681; G06F 1/1637; G06F 1/1688; H01R 35/02; H03K 17/94; H03M 11/00; G09B 13/04; G09G 5/00; F16M 11/10; H04M 1/0237
- See application file for complete search history.

(56) **References Cited**

U.S. PATENT DOCUMENTS

D308,861 S *	6/1990	Tsukada	D14/327
D324,673 S *	3/1992	Iino	D14/315
6,771,494 B2 *	8/2004	Shimano	G06F 1/1616 345/173
7,242,353 B2 *	7/2007	Hung	H01Q 1/22 343/702
7,362,259 B2 *	4/2008	Gottwald	H01Q 1/325 342/159
7,973,722 B1 *	7/2011	Hill	H01Q 7/08 343/702
8,125,772 B2 *	2/2012	Kim	G02F 1/133308 343/702
8,285,231 B2 *	10/2012	Rofougaran	H01Q 1/2283 343/700 MS
8,779,989 B2 *	7/2014	Huang	H01Q 13/10 343/700 MS
8,816,928 B2 *	8/2014	Weng	H01Q 5/364 343/700 MS
8,836,584 B2 *	9/2014	Kim	H01Q 1/243 343/700 MS

(Continued)


Primary Examiner — John Windmuller
(74) *Attorney, Agent, or Firm* — Morgan, Lewis & Bockius LLP

(57) **CLAIM**
The ornamental design for a laptop computer with antenna, as shown and described.

DESCRIPTION

FIG. 1 is a front perspective view of a laptop computer with antenna;
FIG. 2 is a front view of a laptop computer with antenna;
FIG. 3 is rear view of a laptop computer with antenna;
FIG. 4 is a right side view of FIG. 1; and,
FIG. 5 is a left side view of FIG. 1.
The broken lines in the figures depict portions of the laptop computer with antenna that form no part of the claimed design.

1 Claim, 4 Drawing Sheets



(56)

References Cited

U.S. PATENT DOCUMENTS

8,872,703 B2 * 10/2014 Degen H01Q 1/38
343/700 MS
8,890,751 B2 * 11/2014 Wolf H01Q 1/243
343/700 MS
8,922,434 B2 * 12/2014 Prat H01Q 1/44
343/700 MS
9,019,165 B2 * 4/2015 Shtrom H01Q 1/38
343/700 MS
D758,360 S * 6/2016 Lyles D14/315
D770,440 S * 11/2016 Chou D14/315
2004/0189625 A1 * 9/2004 Sato G06K 19/07749
345/204
2007/0115188 A1 * 5/2007 Mizoguchi H01Q 1/22
343/702
2007/0194994 A1 * 8/2007 Waltho H01Q 13/10
343/702
2010/0182207 A1 * 7/2010 Miyata H01L 27/13
343/702

* cited by examiner




FIG. 1

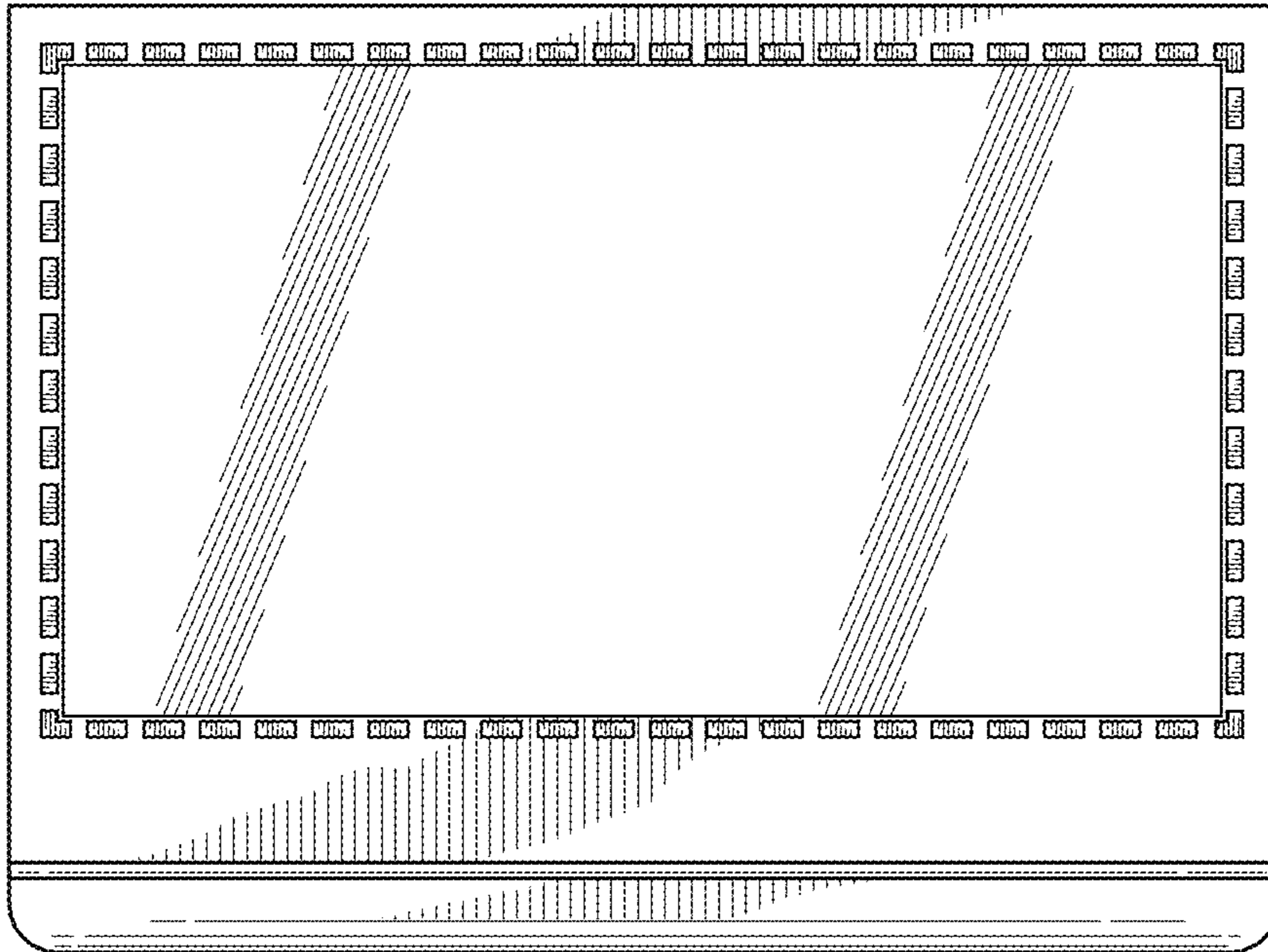


FIG. 2




FIG. 3

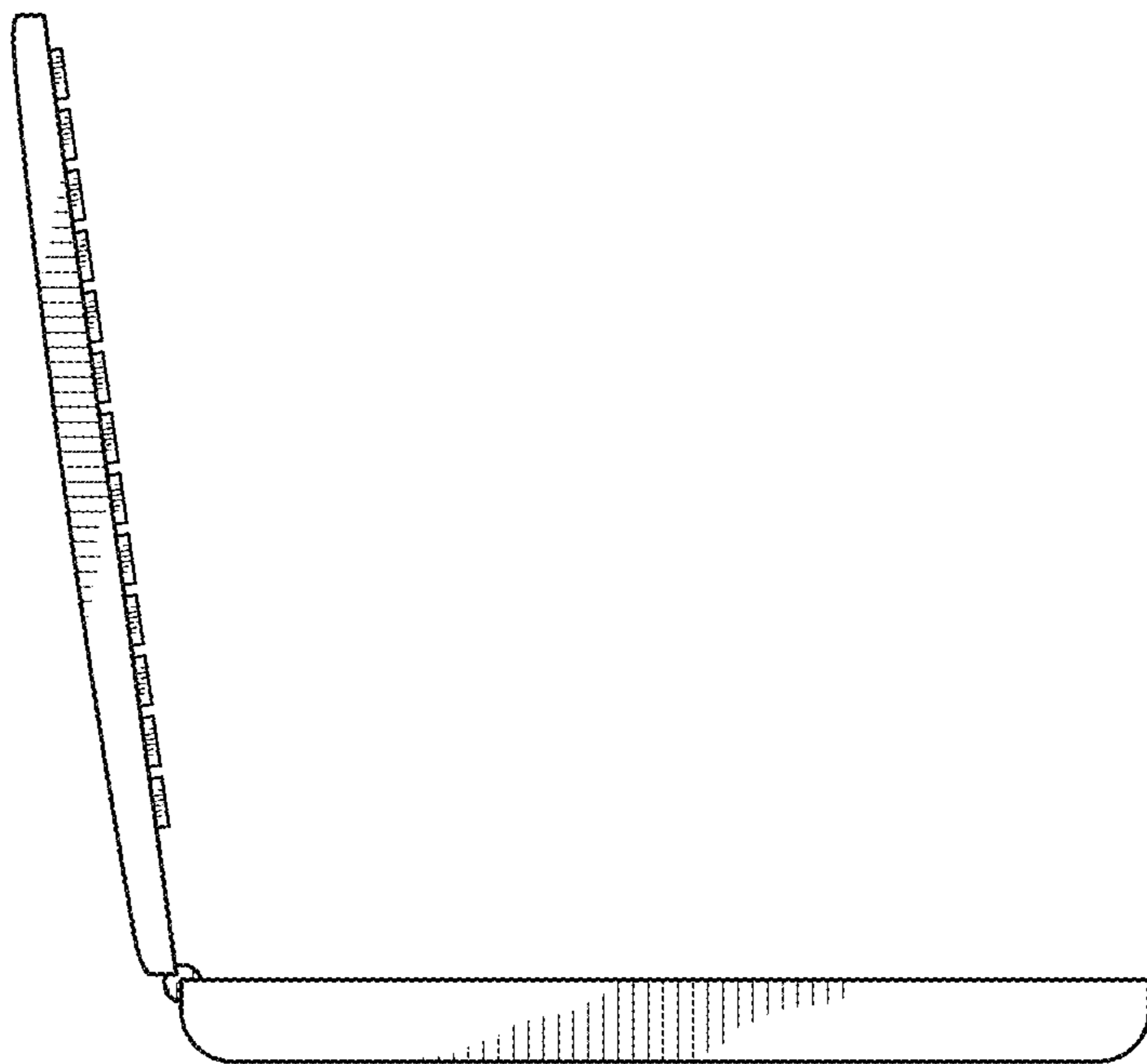


FIG. 4

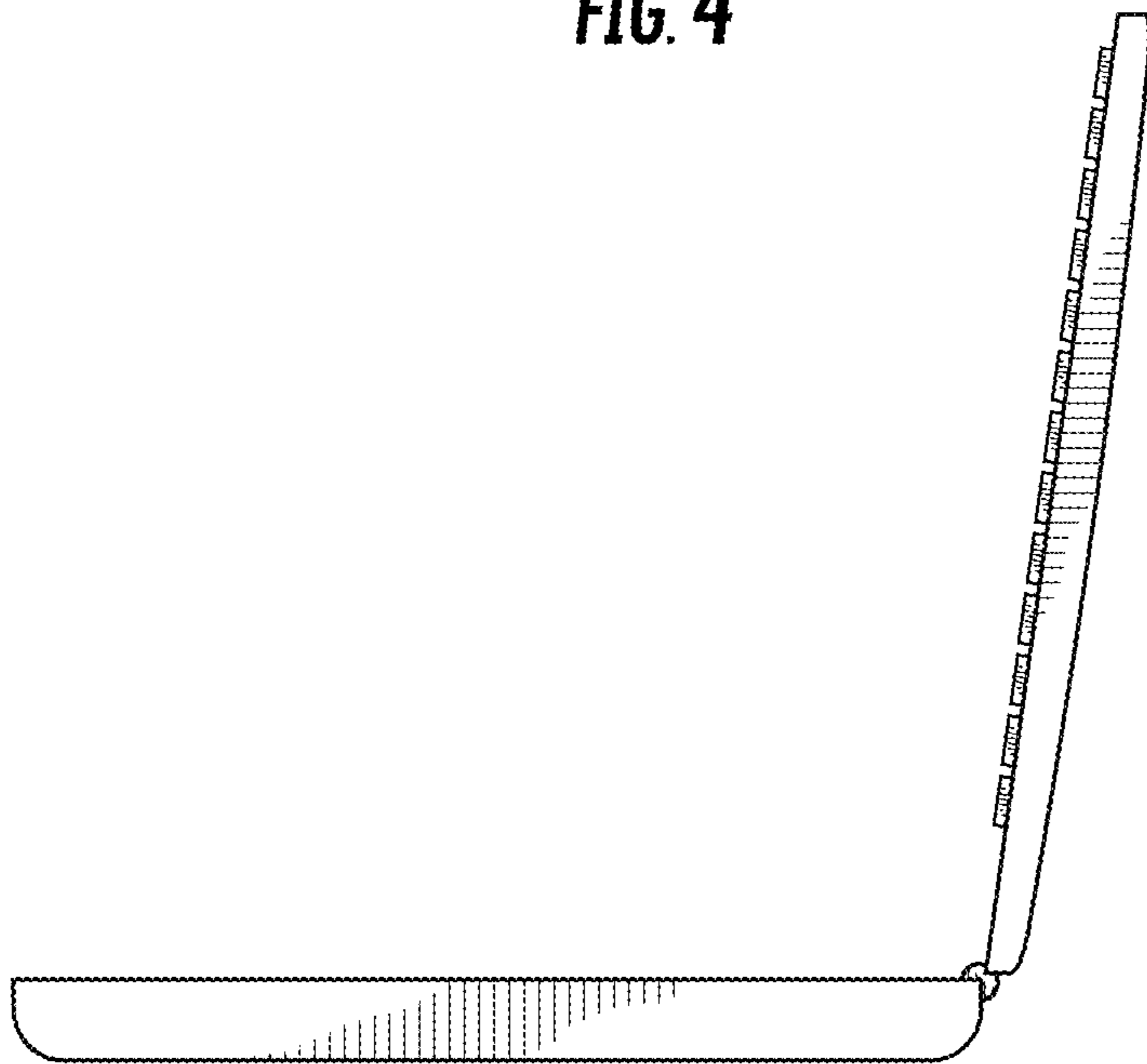


FIG. 5