



US00D784297S

(12) **United States Design Patent**
Lee

(10) **Patent No.:** **US D784,297 S**
(45) **Date of Patent:** **** Apr. 18, 2017**

(54) **EARPHONE**

(71) Applicant: **DONGGUAN SHANGHAO ELECTRONICS CO., LTD.**,
Dongguan (CN)

(72) Inventor: **Cheng-Hui Lee**, Dongguan (CN)

(73) Assignee: **Dongguan Shanghao Electronics Co., Ltd.**, Dongguan (CN)

(**) Term: **15 Years**

(21) Appl. No.: **29/547,653**

(22) Filed: **Dec. 7, 2015**

(51) **LOC (10) Cl.** **14-01**

(52) **U.S. Cl.**
USPC **D14/223**

(58) **Field of Classification Search**
USPC D14/223; D24/174; 381/328, 330, 72,
381/380, 381, 374, 370, 74; 379/430,
379/431; 128/864-867
CPC H04R 1/10; H04R 1/1058; H04R 1/1016;
H04R 1/02; H04R 25/00; H04R 25/02;
H04R 1/105; H04R 1/1066
See application file for complete search history.

(56) **References Cited**

U.S. PATENT DOCUMENTS

2,504,307	A *	4/1950	Dalton	H04M 1/03 200/302.1
3,934,100	A *	1/1976	Harada	A61B 7/00 181/135
5,410,608	A *	4/1995	Lucey	H04R 1/083 381/360
6,574,345	B1 *	6/2003	Huang	H04R 1/1016 379/430
D549,222	S *	8/2007	Huang	A61F 11/08 D14/223

D554,627	S *	11/2007	Gondo	D14/223
D567,217	S *	4/2008	Kamo	D14/205
D569,841	S *	5/2008	Chung	D14/205
D572,703	S *	7/2008	Ledbetter	D14/205
D572,706	S *	7/2008	Schaefer	D14/223
D573,978	S *	7/2008	Ledbetter	D14/205
D576,610	S *	9/2008	Johnson	D14/205
D587,681	S *	3/2009	Yanai	D14/205
D594,441	S *	6/2009	Lee	D14/205
7,551,748	B2 *	6/2009	Kamo	H04R 1/1016 381/328
D598,894	S *	8/2009	Masuda	D14/205
D605,182	S *	12/2009	Fagnot	D14/223
D614,168	S *	4/2010	Rogers	D14/206
D616,874	S *	6/2010	Matsuoka	D14/223
D627,764	S *	11/2010	Tsai	D14/223
D627,766	S *	11/2010	Arimoto	D14/223
D637,181	S *	5/2011	Fuller	D14/223
D643,416	S *	8/2011	Chong	D14/223
D680,102	S *	4/2013	Chen	D14/223
D702,667	S *	4/2014	Yang	H04R 1/1016 D14/223
D770,426	S *	11/2016	LaBerge	D14/205

(Continued)

Primary Examiner — Paula Greene

(74) *Attorney, Agent, or Firm* — Alan D. Kamrath;
Kamrath IP Lawfirm, P.A.

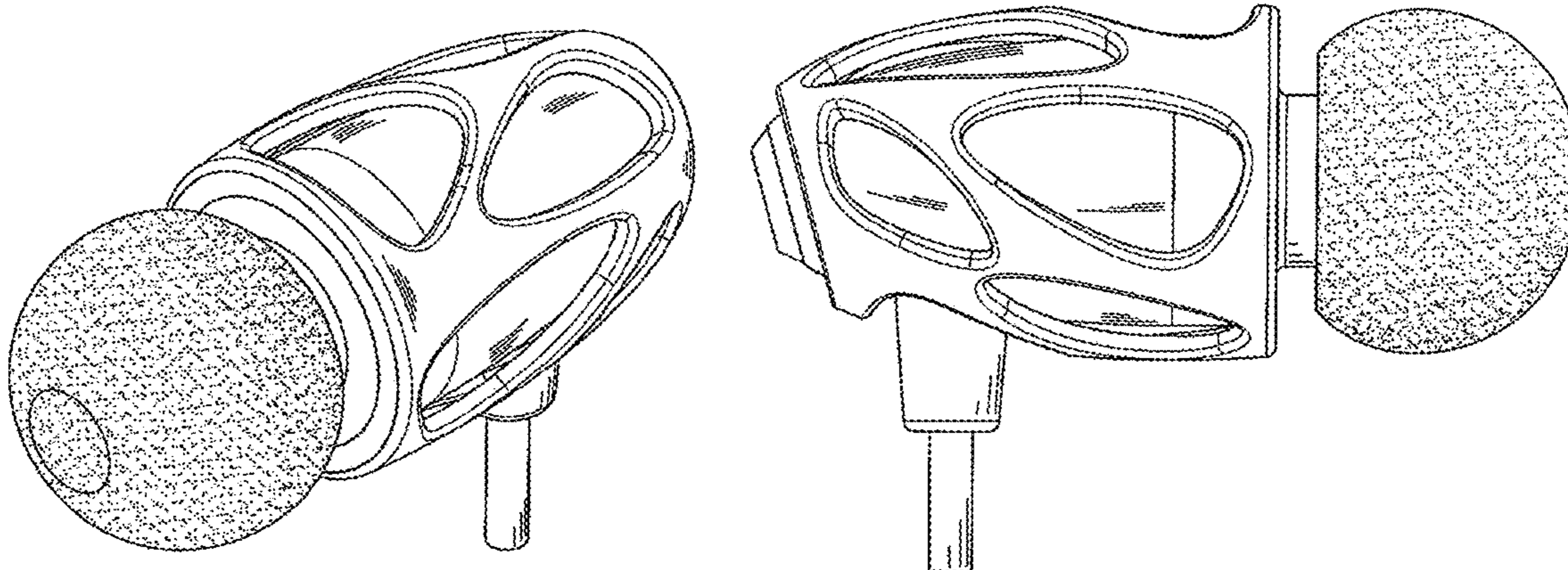
(57) **CLAIM**

The ornamental design for an earphone, as shown and described.

DESCRIPTION

FIG. 1 is a perspective view of an earphone showing my design;
FIG. 2 is a front elevational view thereof;
FIG. 3 is a rear elevational view thereof;
FIG. 4 is a left side elevational view thereof;
FIG. 5 is a right side elevational view thereof;
FIG. 6 is a top plan view thereof; and,
FIG. 7 is a bottom plan view thereof.

1 Claim, 4 Drawing Sheets



(56)

References Cited

U.S. PATENT DOCUMENTS

2010/0166241 A1* 7/2010 Sabio H04R 25/656
381/328
2011/0217864 A1* 9/2011 Sasaki H01R 13/703
439/345
2013/0114841 A1* 5/2013 Hwang H04R 1/10
381/374

* cited by examiner

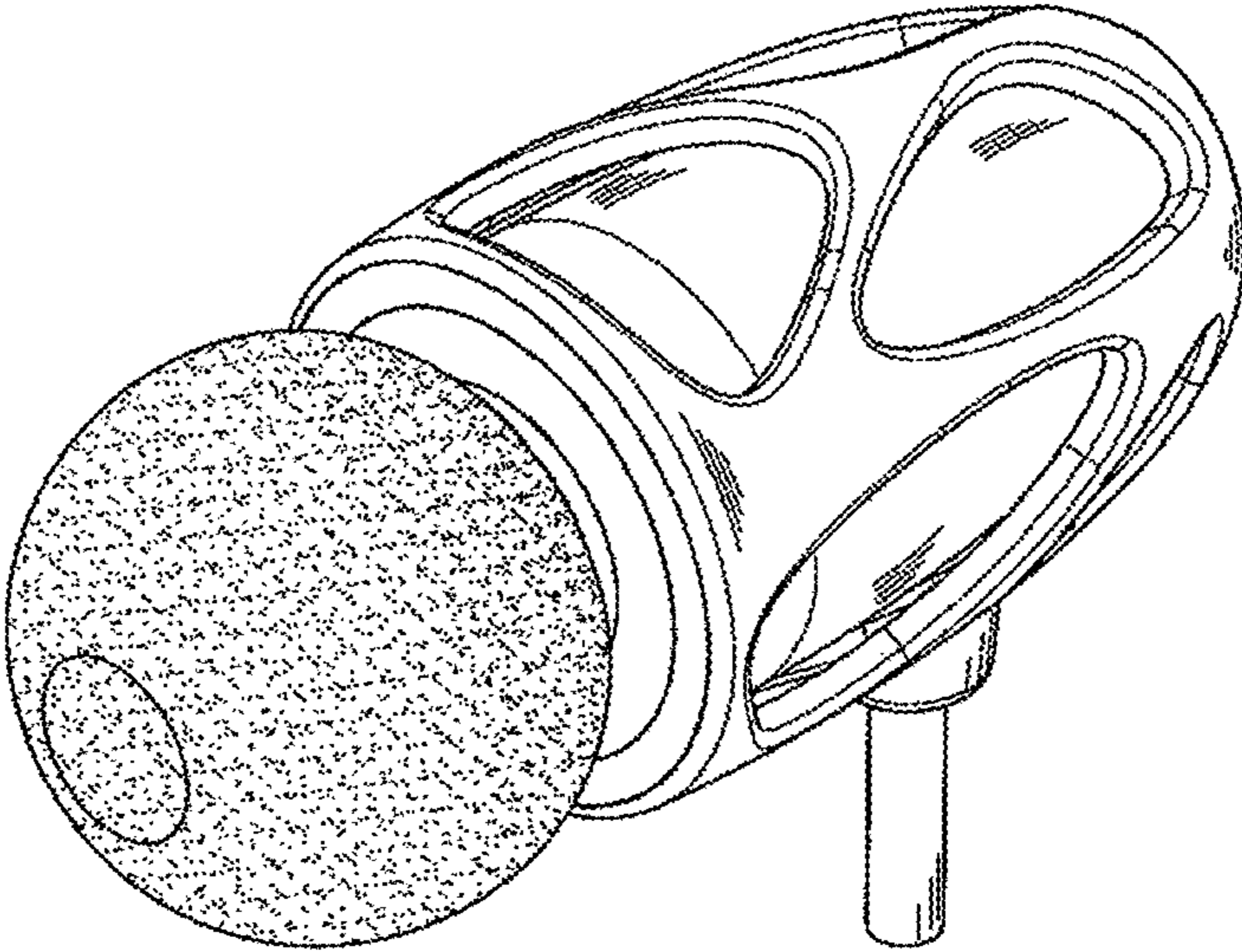


FIG. 1

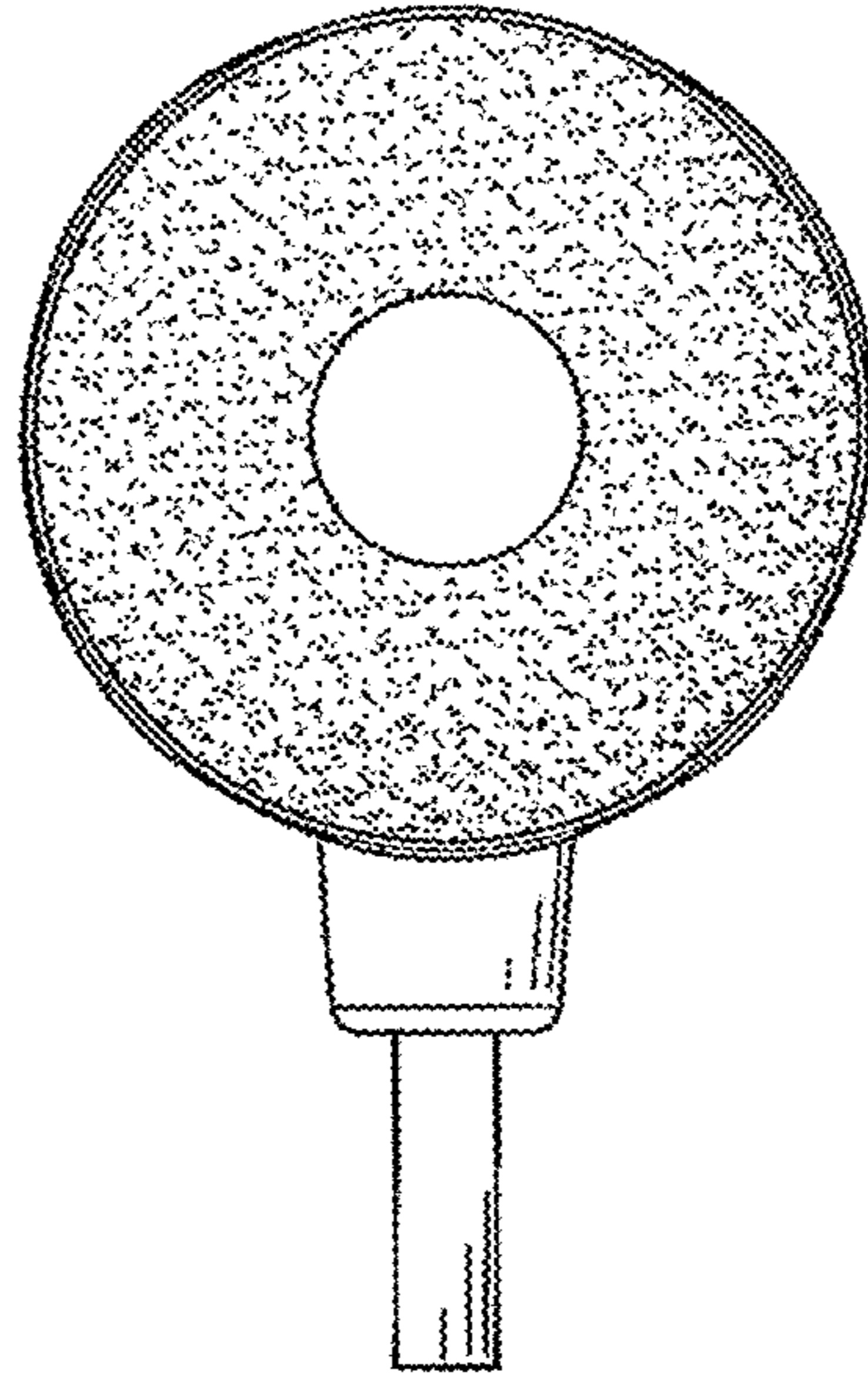


FIG. 2

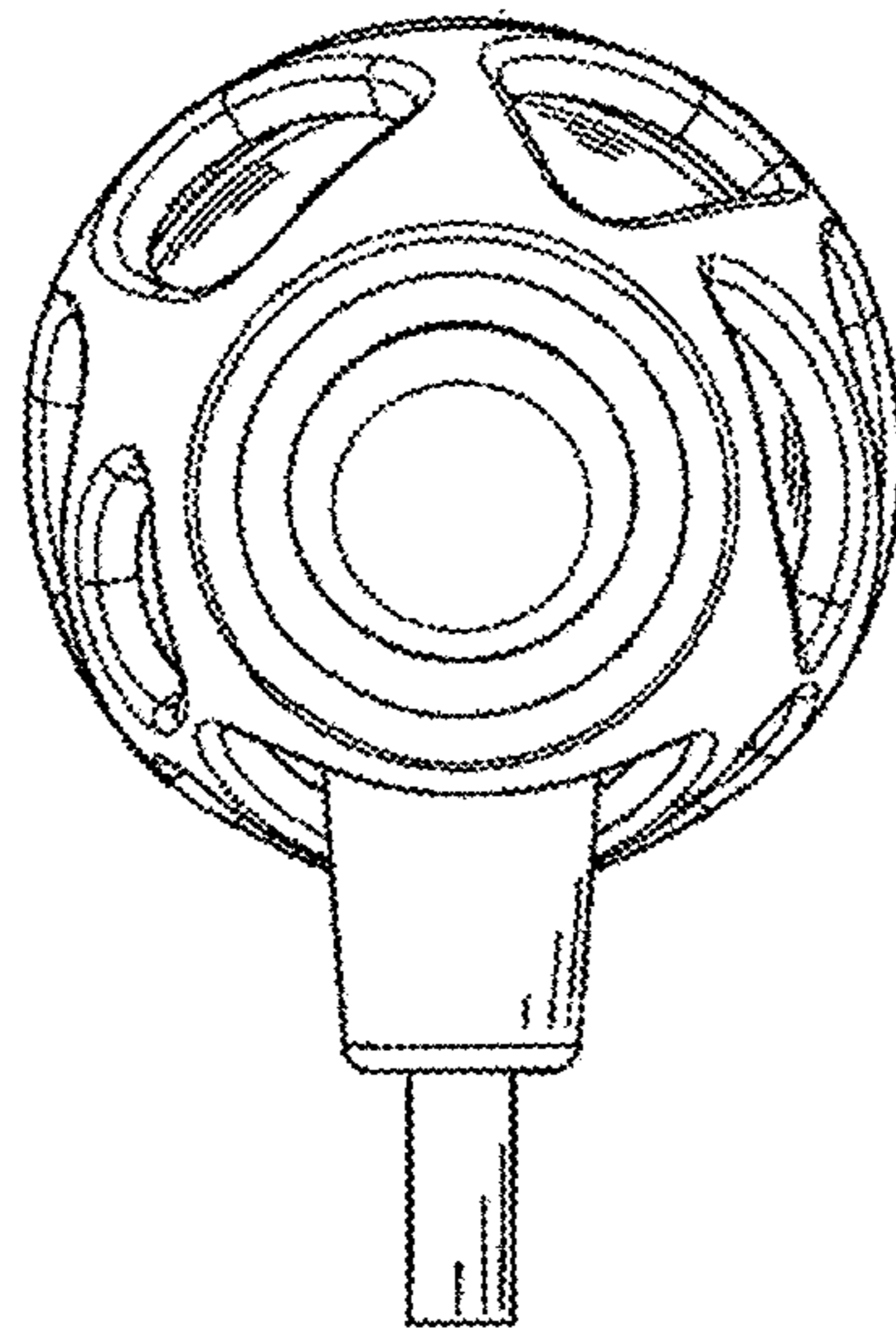


FIG. 3

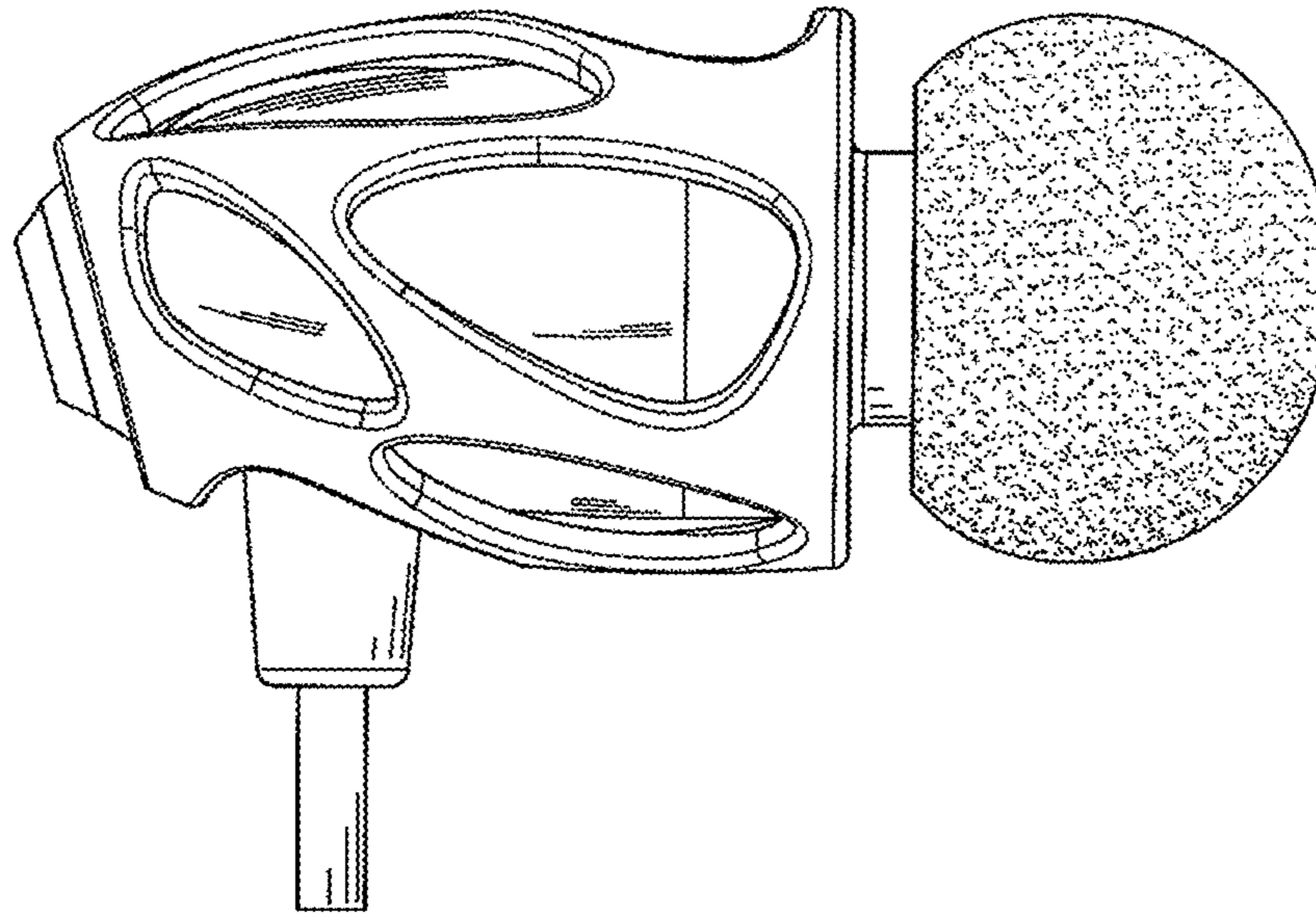


FIG. 4

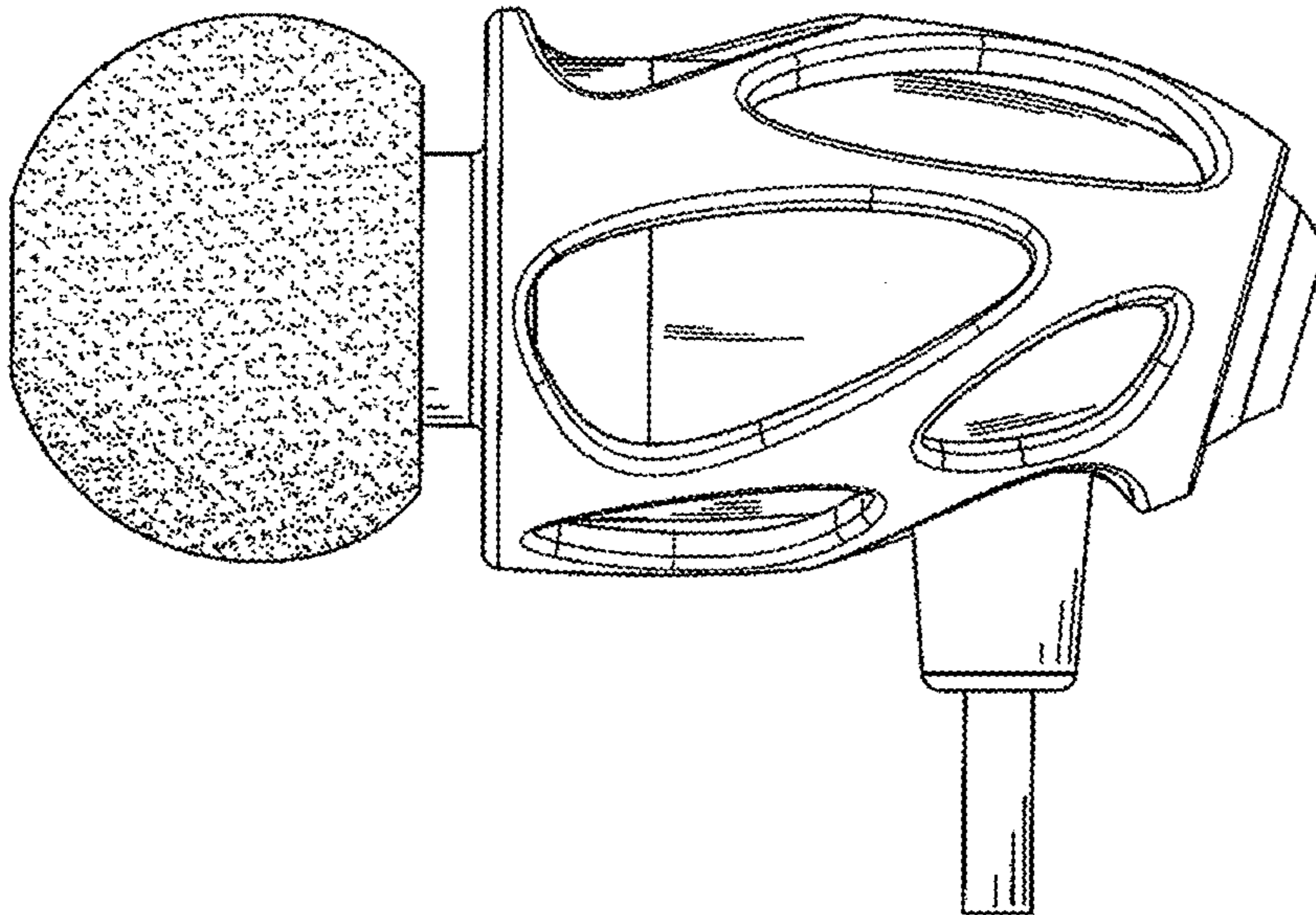


FIG. 5

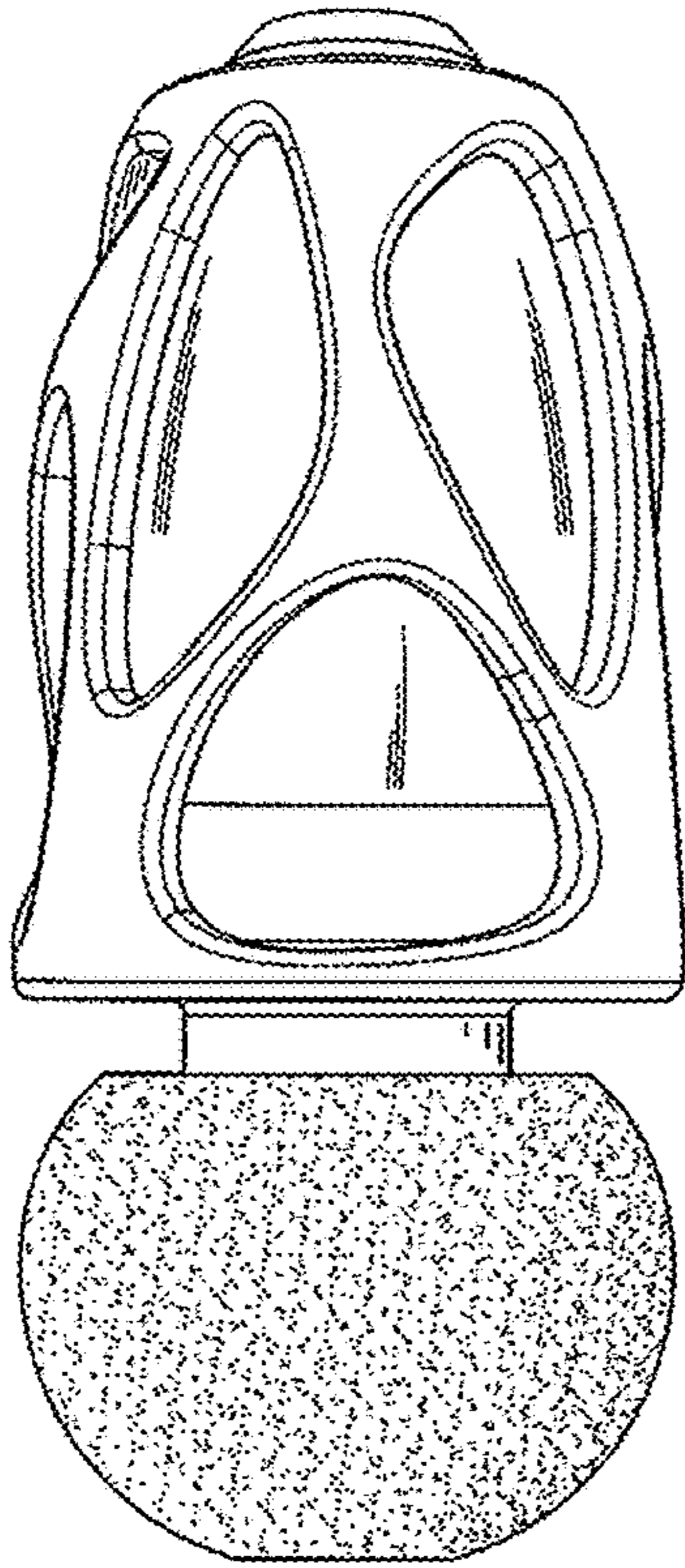


FIG. 6

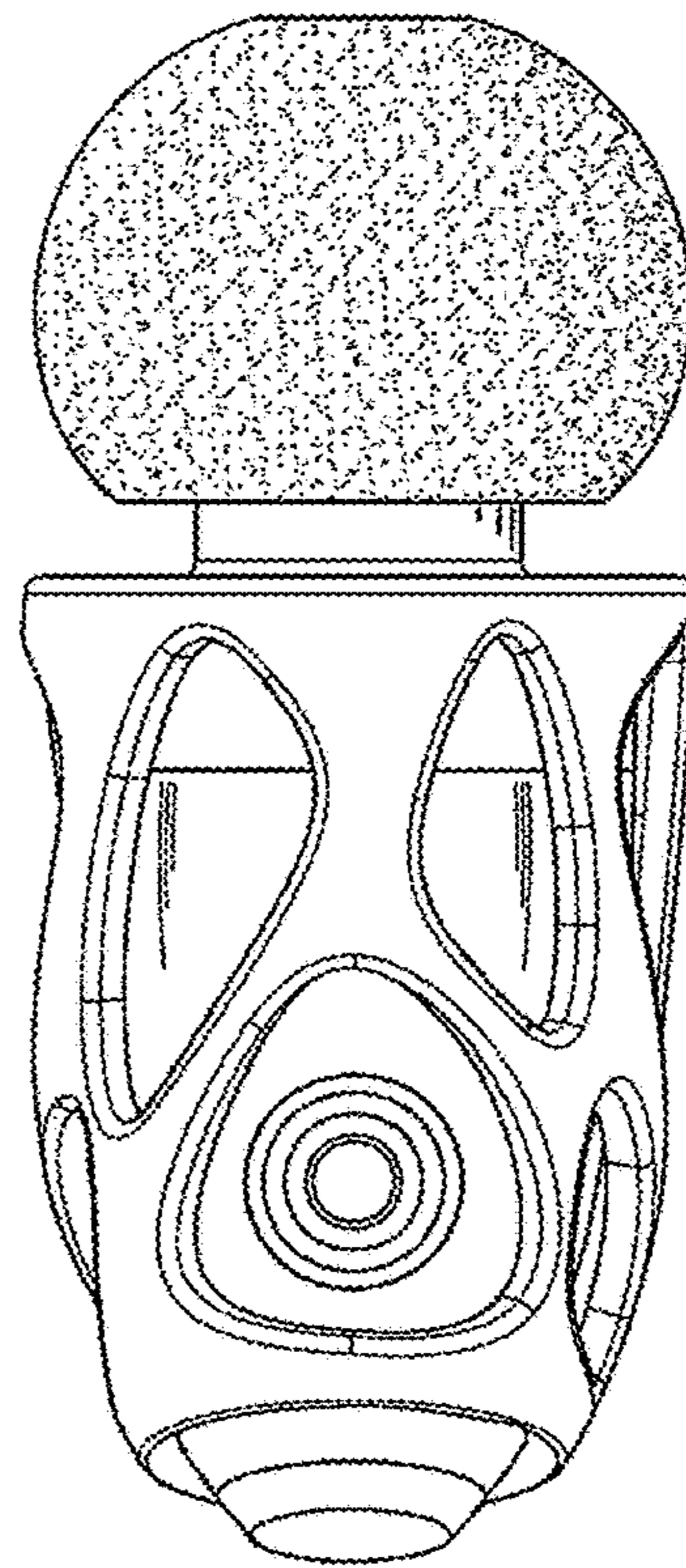


FIG. 7