



US00D784284S

(12) **United States Design Patent** (10) **Patent No.:** **US D784,284 S**
Kwak et al. (45) **Date of Patent:** **** Apr. 18, 2017**

(54) **TELEPHONE BODY**

H04M 1/22; H04M 1/23; H04M 1/233;
H04M 1/236

(71) Applicant: **Samsung Electronics Co., Ltd.**,
Suwon-si, Gyeonggi-do (KR)

See application file for complete search history.

(72) Inventors: **Ji hee Kwak**, Seoul (KR); **Moon Jung Jang**, Gunpo-si (KR); **So Yoon Jeon**, Guri-si (KR)

(56) **References Cited**

U.S. PATENT DOCUMENTS

(73) Assignee: **SAMSUNG ELECTRONICS CO., LTD.**, Suwon-si, Gyeonggi-Do (KR)

D254,007 S * 1/1980 Hampf D14/247
4,533,791 A * 8/1985 Read G06F 3/0202
235/145 R

D284,571 S * 7/1986 Marshall D14/151
(Continued)

(**) Term: **15 Years**

OTHER PUBLICATIONS

(21) Appl. No.: **29/526,873**

SMT-i6000 Series Brochure (Samsung IP phones 6000 Series) samcom.com. [online PDF] 2 pgs. Copyright 2014 [retrieved on Aug. 10, 2016] <<http://www.samcom.com.au/download/samsung-smt-i6000-series-brochure/> PDF URL: SMT-i6000 Series Brochure.pdf>.*

(22) Filed: **May 13, 2015**

(30) **Foreign Application Priority Data**

Dec. 24, 2014 (KR) 30-2014-0063183

Primary Examiner — Susan Bennett Hattan

Assistant Examiner — Marie Fast Horse

(51) **LOC (10) Cl.** **14-03**

(74) *Attorney, Agent, or Firm* — Ladas & Parry LLP

(52) **U.S. Cl.**

(57) **CLAIM**

USPC **D14/149**

We claim the ornamental design for a telephone body, as shown and described.

(58) **Field of Classification Search**

DESCRIPTION

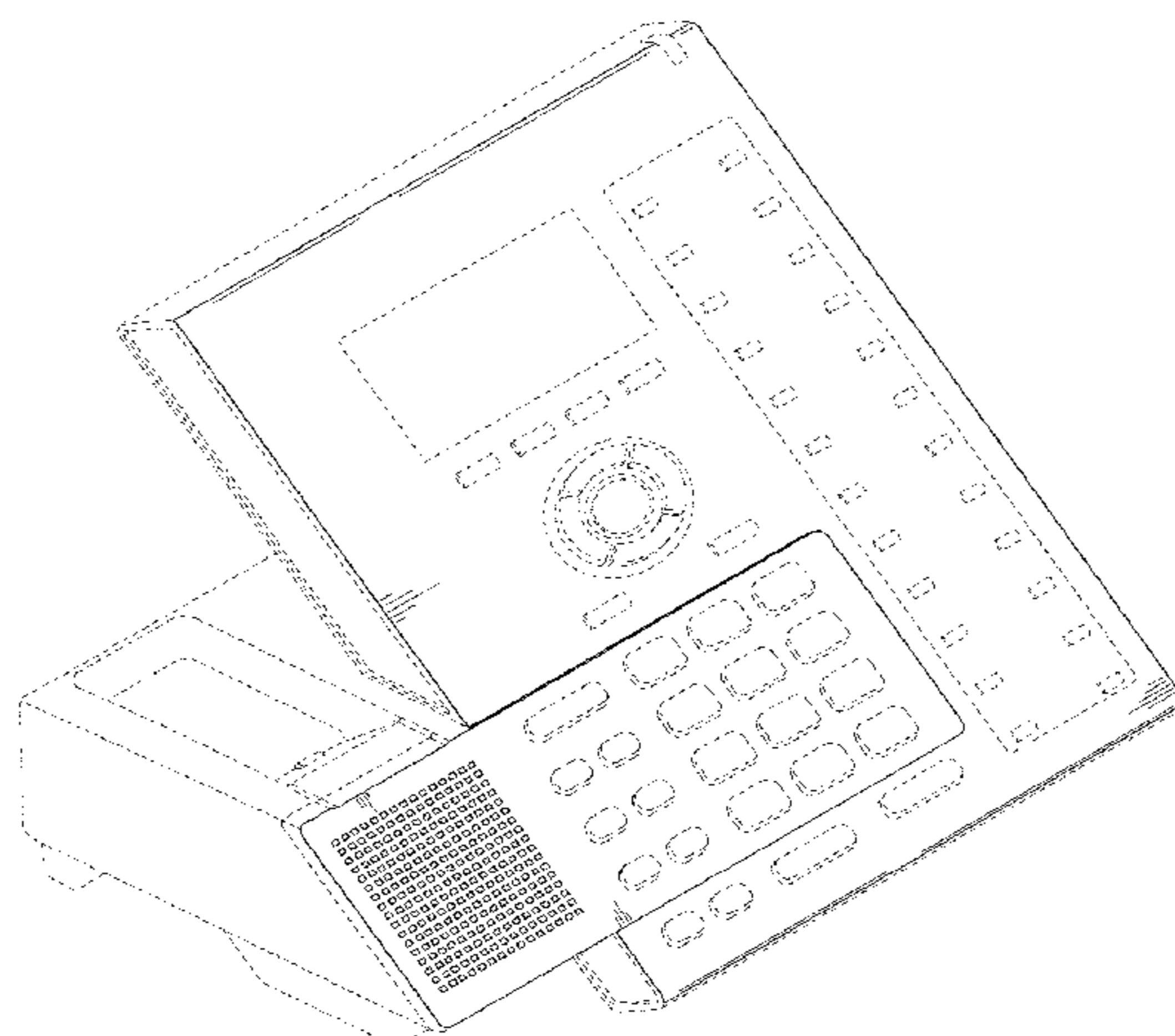
USPC ... D14/140, 140.1, 140.7, 140.8, 141.2, 142, D14/147, 148, 149, 151, 150, 158, 159, D14/188, 217, 240, 243, 247, 248, 251, D14/299, 329; D21/517; D18/1, 7; D10/104.1; 455/557, 575, 575.1, 575.2, 455/575.3, 575.4, 74.1; 710/303; 379/88.17, 90.01, 93.17, 387.01, 388.02, 379/419-420.04, 428.01-428.04, 379/434-436, 440, 446-447, 454-455, 379/93.23

FIG. 1 is the front perspective view of the telephone body showing our new design;
FIG. 2 is the front view thereof;
FIG. 3 is the rear view thereof;
FIG. 4 is the left-side view thereof;
FIG. 5 is the right-side view thereof;
FIG. 6 is the top plan view thereof; and,
FIG. 7 is the bottom plan view thereof.

CPC H04M 1/00; H04M 1/003; H04M 1/02; H04M 1/03; H04M 1/04; H04M 1/0202; H04M 1/0297; H04M 1/20; H04M 1/21;

The broken lines in the drawing depict portions of the telephone base that form no part of the claimed design. The bounds of the claim includes the shaded surfaces which extend to the broken lines depicting portions of the telephone base that form no part of the claim; but does not

(Continued)



include those broken lines depicting portions of the telephone. The unshaded surfaces shown between the solid lines and the broken lines form no part of the claim.

1 Claim, 7 Drawing Sheets

(56) **References Cited**

U.S. PATENT DOCUMENTS

D299,030	S	*	12/1988	Menn	D14/151
D305,537	S	*	1/1990	Gilmore	D14/142
D311,918	S	*	11/1990	Renard	D14/151
D332,449	S	*	1/1993	Watanabe	379/454
5,657,378	A	*	8/1997	Haddock	H04M 1/02 379/93.08
D418,488	S	*	1/2000	Ng	D14/151
D463,780	S	*	10/2002	Hung	D14/130
D466,097	S	*	11/2002	Geert	D14/151
D577,706	S	*	9/2008	Andrews	D14/151
D605,615	S	*	12/2009	Fuxen	D14/130
D729,758	S	*	5/2015	Okita	D14/151
D738,845	S	*	9/2015	Kwak	D14/151
D742,849	S	*	11/2015	Moon	D14/140.8
2013/0107720	A1	*	5/2013	Huang	H04L 43/50 370/241

* cited by examiner

FIG. 1

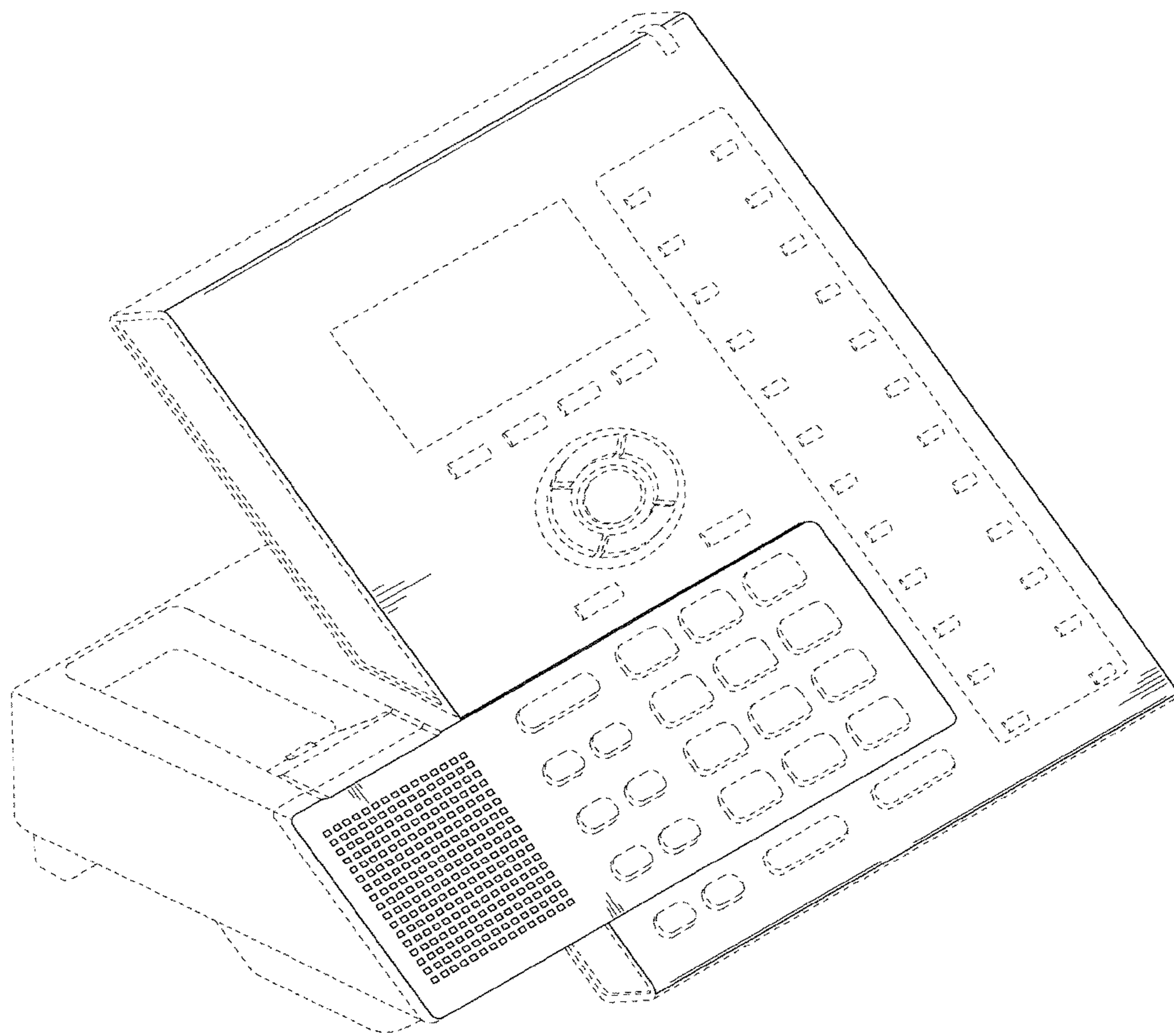


FIG. 2

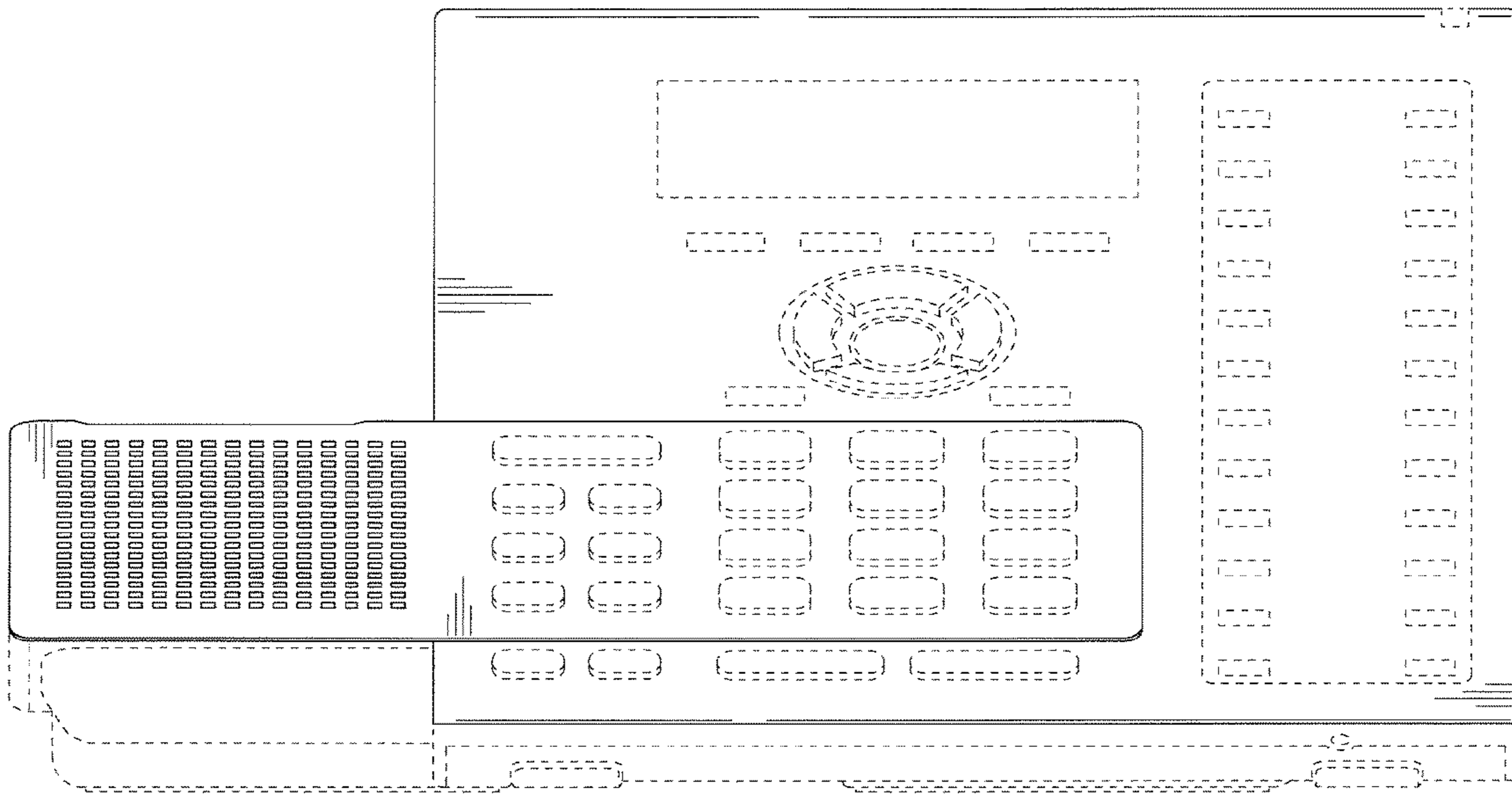


FIG. 3

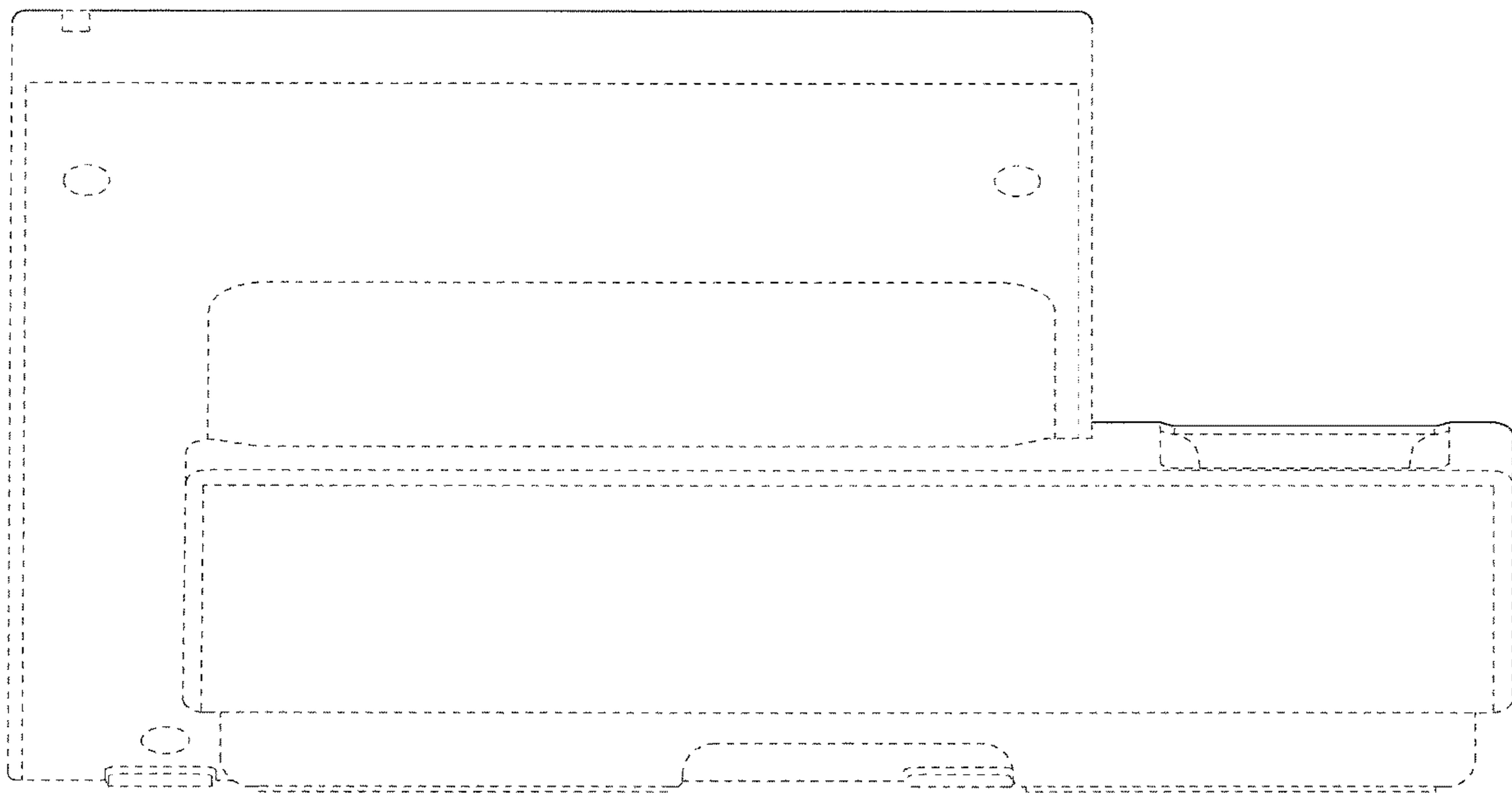


FIG. 4

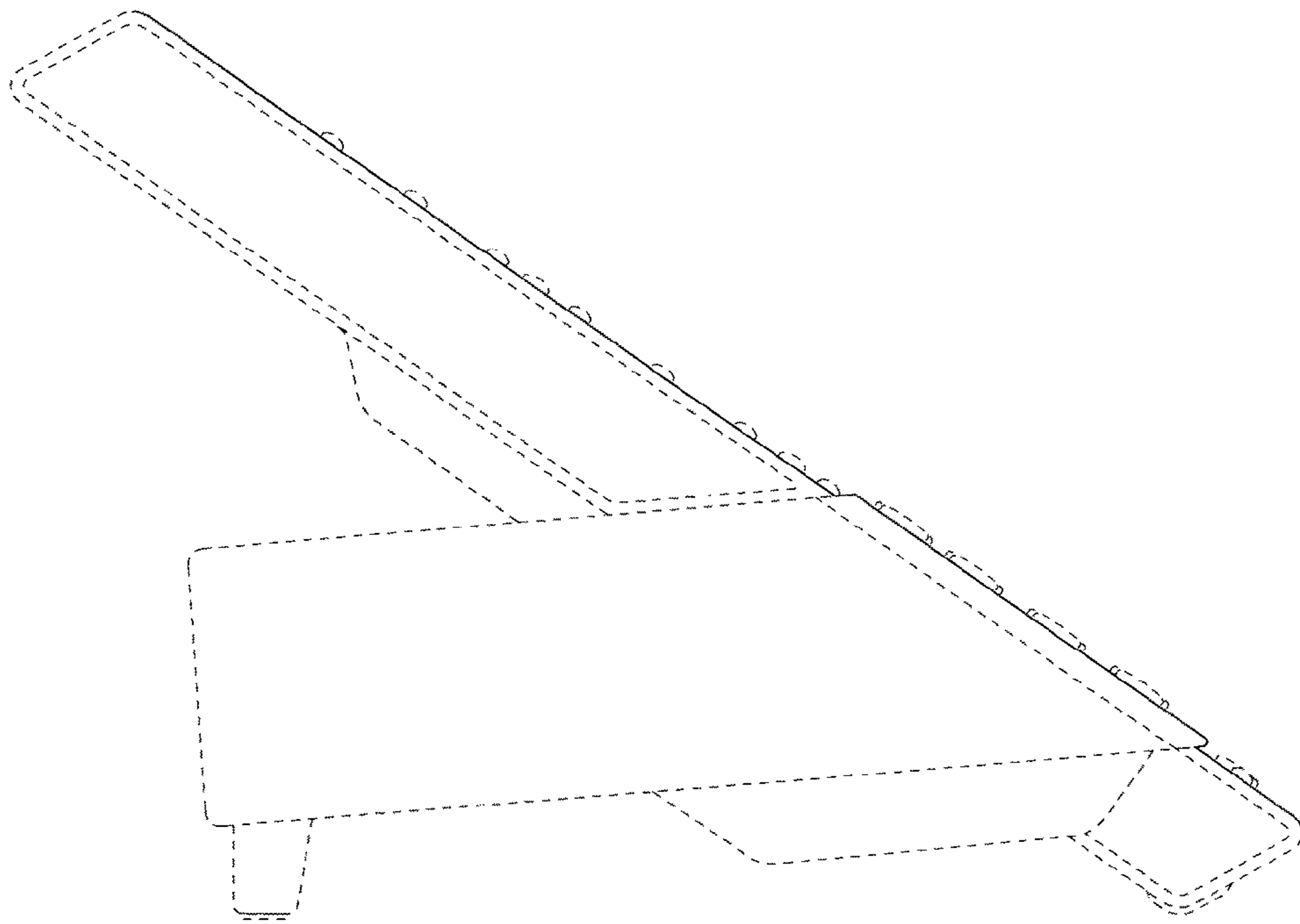


FIG. 5



FIG. 6

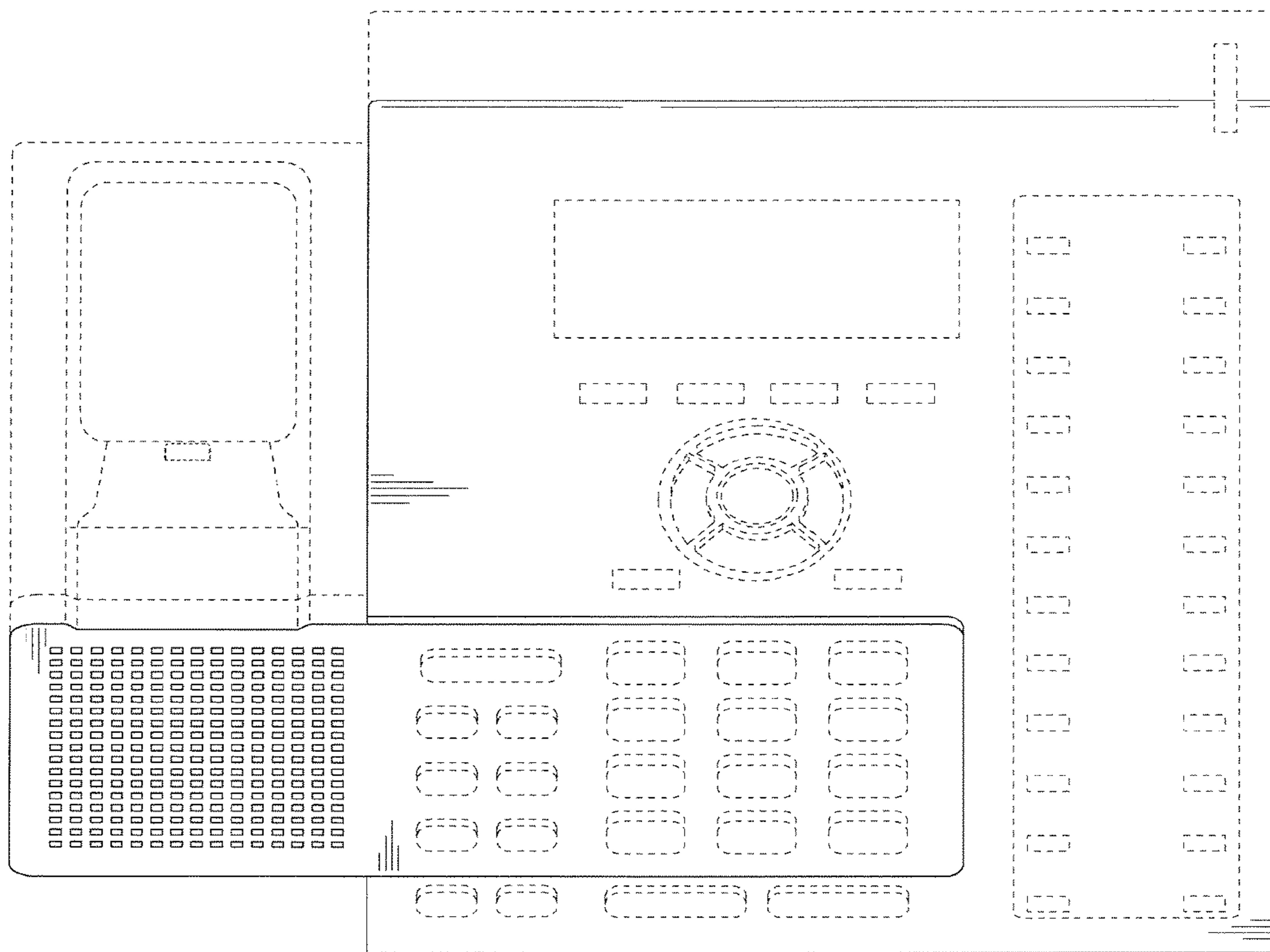


FIG. 7

