



US00D784282S

(12) **United States Design Patent** (10) **Patent No.:** **US D784,282 S**
Kim et al. (45) **Date of Patent:** **** Apr. 18, 2017**

(54) **MOBILE DEVICE**
(71) Applicant: **HUAWEI TECHNOLOGIES CO., LTD.**, Shenzhen (CN)
(72) Inventors: **Joon Suh Kim**, Shenzhen (CN); **Zhenqi Tang**, Shenzhen (CN); **Rui Chen**, Shenzhen (CN)
(73) Assignee: **Huawei Technologies Co., LTD.** (CN)
(**) Term: **15 Years**
(21) Appl. No.: **29/552,505**
(22) Filed: **Jan. 22, 2016**

(30) **Foreign Application Priority Data**
Jul. 25, 2015 (CN) 2015 3 0271466
(51) **LOC (10) Cl.** **14-03**
(52) **U.S. Cl.**
USPC **D14/138 G**
(58) **Field of Classification Search**
USPC D14/138 G, 138 R, 203.1, 203.3, 203.5, D14/203.7, 248, 250, 251, 253, 341, 440
CPC H04M 1/02; H04M 1/0202; H04M 1/0235; H04M 1/0237; H04M 1/0239; H04M 1/03; H04M 1/23; H04M 1/72519; H04M 1/72522; G06F 1/1626
See application file for complete search history.

(56) **References Cited**
U.S. PATENT DOCUMENTS
D558,758 S * 1/2008 Andre D14/138 G
D676,819 S * 2/2013 Choi D14/138 G

D692,881 S * 11/2013 Akana D14/341
D696,251 S * 12/2013 Andre D14/341
D698,352 S * 1/2014 Andre D14/341
D707,223 S * 6/2014 Akana D14/341
D730,881 S * 6/2015 Lee D14/248
D738,371 S * 9/2015 Akana D14/341
D777,129 S * 1/2017 Xu D14/138 G
2016/0198026 A1 * 7/2016 Del Toro H04M 1/0202 455/575.8
2016/0352875 A1 * 12/2016 Roberts H01Q 1/2266
2016/0359517 A1 * 12/2016 Roberts H04B 1/3888

* cited by examiner

Primary Examiner — George D Kirschbaum

Assistant Examiner — Joseph Kukella

(74) *Attorney, Agent, or Firm* — Design IP

(57) **CLAIM**

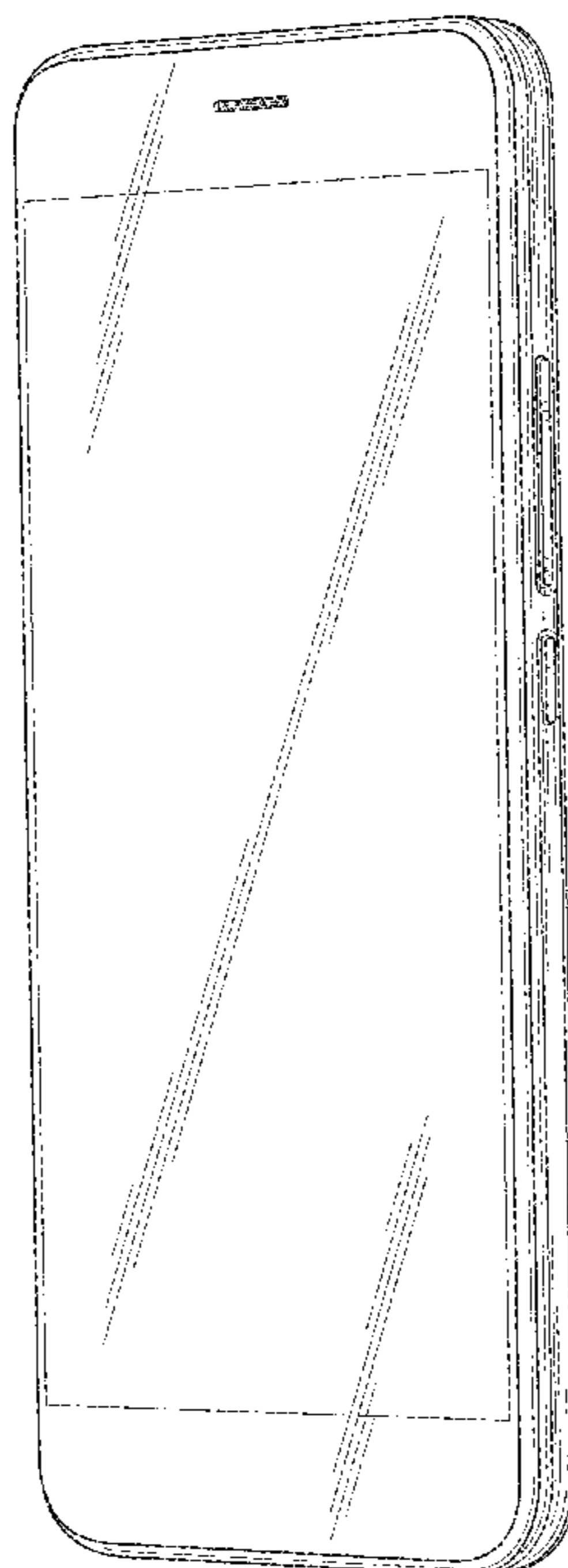
The ornamental design for a mobile device, as shown and described.

DESCRIPTION

FIG. 1 is a front perspective view of a mobile device showing our new design;
FIG. 2 is a front view thereof;
FIG. 3 is a rear view thereof;
FIG. 4 is a right side view thereof;
FIG. 5 is a left side view thereof;
FIG. 6 is a top view thereof; and,
FIG. 7 is a bottom view thereof.

The broken line showing of portions of the mobile device is for the purpose of illustrating environmental structure and forms no part of the claimed design. In the drawings, the stippled shading represents surfaces having the contrast in appearance shown.

1 Claim, 5 Drawing Sheets



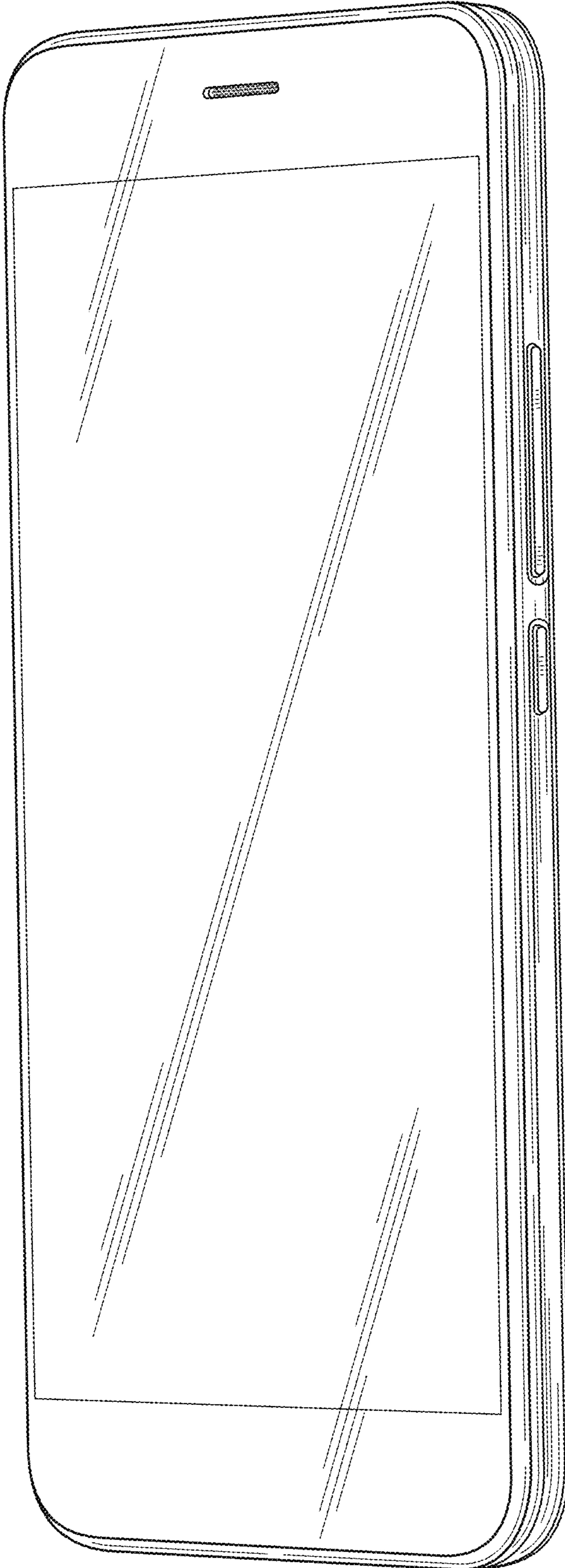


FIG. 1




FIG. 2




FIG. 3

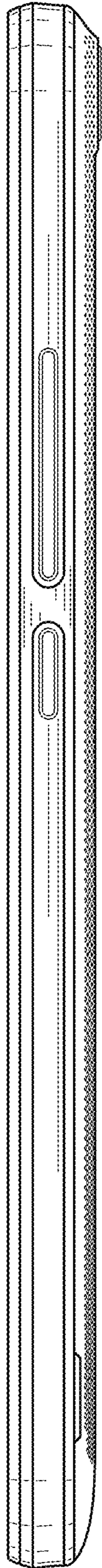


FIG. 4




FIG. 5




FIG. 6

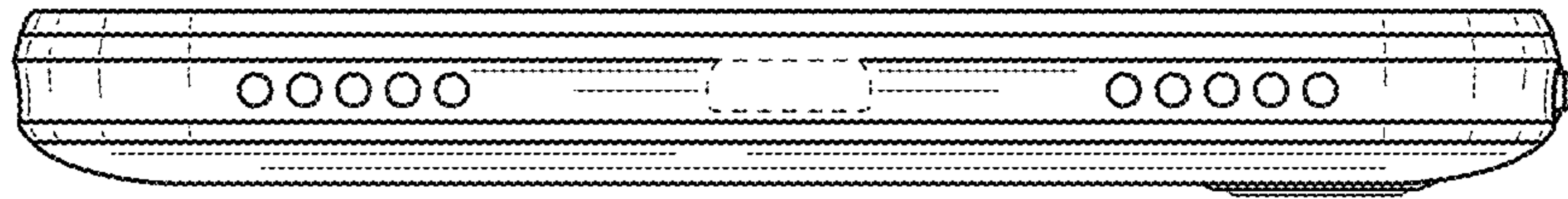


FIG. 7