



US00D784280S

(12) **United States Design Patent**
Kim et al.

(10) **Patent No.:** **US D784,280 S**
(45) **Date of Patent:** **** Apr. 18, 2017**

(54) **MOBILE PHONE**

(71) Applicant: **Samsung Electronics Co., Ltd.**,
Suwon-si (KR)

(72) Inventors: **Kukhwan Kim**, Seoul (KR);
Dongkyun Kim, Seoul (KR); **Sungjin Yum**, Seoul (KR); **Jinie Ryu**, Seoul (KR); **Jiyoung Lee**, Seoul (KR)

(73) Assignee: **Samsung Electronics Co., Ltd.**,
Suwon-si (KR)

(**) Term: **15 Years**

(21) Appl. No.: **29/536,102**

(22) Filed: **Aug. 13, 2015**

(30) **Foreign Application Priority Data**

Mar. 9, 2015 (KR) 30-2015-0011701

(51) **LOC (10) Cl.** **14-03**

(52) **U.S. Cl.**
USPC **D14/138 R; D14/138 AA**

(58) **Field of Classification Search**
USPC D14/138 C, 138, 138 R, 138 AA, 138 G,
D14/138 AD, 203.1, 203.3, 203.5, 203.6,
D14/203.7, 218, 248, 250, 315, 341, 342,
D14/343, 344, 345, 346, 347, 420, 426,
D14/496; D13/168

CPC .. G06F 1/1613; G06F 3/04883; G06F 3/0486;
G06F 3/04847; G06F 1/1647; G06F
3/04845; G06F 3/04817; A63H 33/3016;
H04M 1/0279; H04M 1/0281; H04M
1/0283

See application file for complete search history.

(56) **References Cited**

U.S. PATENT DOCUMENTS

D626,530 S * 11/2010 Andre D14/203.3
D631,458 S * 1/2011 Liao D14/138 G

D634,297 S * 3/2011 Akana D14/203.1
D635,123 S * 3/2011 Andre D14/203.3
D636,752 S * 4/2011 Liao D14/138 G
D644,624 S * 9/2011 Akana D14/203.1
D647,076 S * 10/2011 Kim D14/138 G
D655,688 S * 3/2012 Akana D14/203.1
D665,819 S * 8/2012 Andre D14/203.3
D696,654 S * 12/2013 Lee D14/248
D706,738 S * 6/2014 Kim D14/138 G
D724,102 S * 3/2015 Andre D14/203.1
D725,065 S * 3/2015 Chung D14/138 G
D729,757 S * 5/2015 Lee D14/138 G
D730,882 S * 6/2015 Lee D14/248
D737,238 S * 8/2015 Lee D14/138 G
D737,794 S * 9/2015 Lee D14/138 G

(Continued)

Primary Examiner — John Windmuller

Assistant Examiner — Benjamin Weeks

(74) *Attorney, Agent, or Firm* — NSIP Law


(57) **CLAIM**

We claim the ornamental design for a mobile phone, as shown and described.

DESCRIPTION

FIG. 1 is a front perspective view of a mobile phone showing our new design;
FIG. 2 is a front view thereof;
FIG. 3 is a rear view thereof;
FIG. 4 is a left-side view thereof;
FIG. 5 is a right-side view thereof;
FIG. 6 is a top view thereof;
FIG. 7 is a bottom view thereof; and,
FIG. 8 is a rear perspective view thereof.
The broken lines in the figures show portions of the mobile phone which form no part of the claimed design.

1 Claim, 8 Drawing Sheets



(56)

References Cited

U.S. PATENT DOCUMENTS

D738,839 S * 9/2015 Choi D14/138 AA
D739,367 S * 9/2015 Choi D14/138 AA
D743,368 S * 11/2015 Kim D14/138 G
D744,468 S * 12/2015 Lee D14/248
D744,973 S * 12/2015 Lee D14/138 G
D744,992 S * 12/2015 Lee D14/248
D747,285 S * 1/2016 Kim D14/138 G
D747,301 S * 1/2016 Lee D14/138 G
D762,606 S * 8/2016 Kim D14/138 G
D763,218 S * 8/2016 Lim D14/138 G
D768,594 S * 10/2016 Szeto D14/138 G

* cited by examiner

FIG. 1

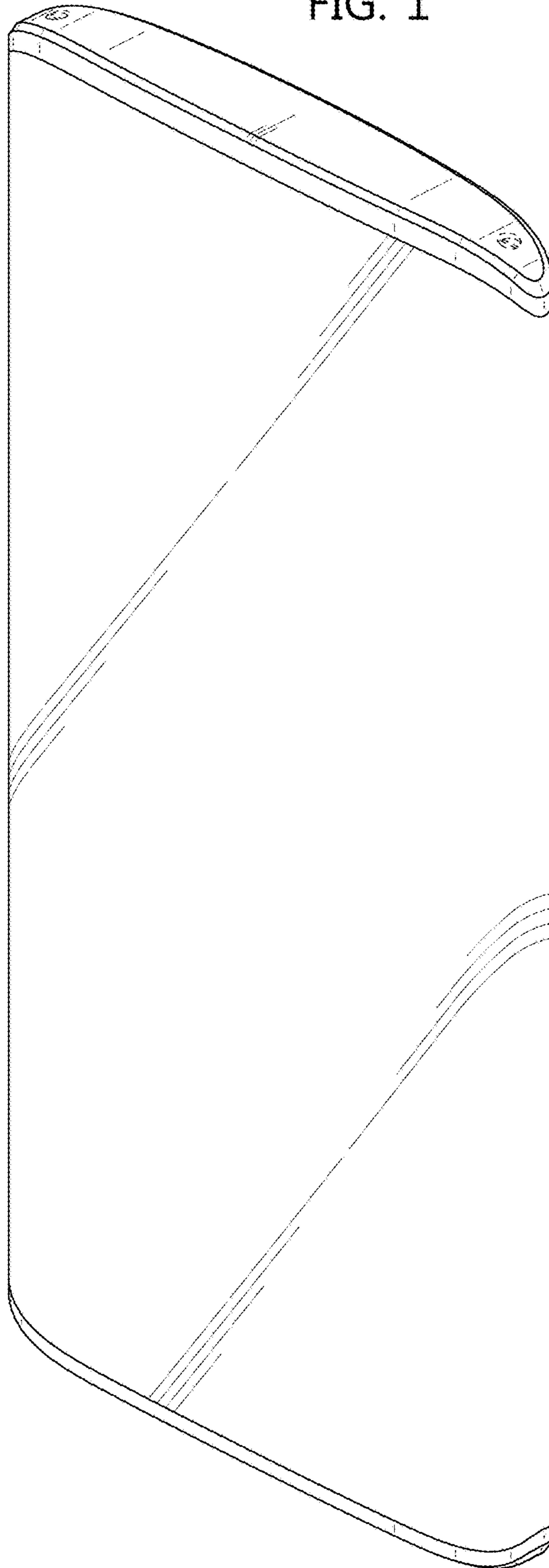


FIG. 2




FIG. 3

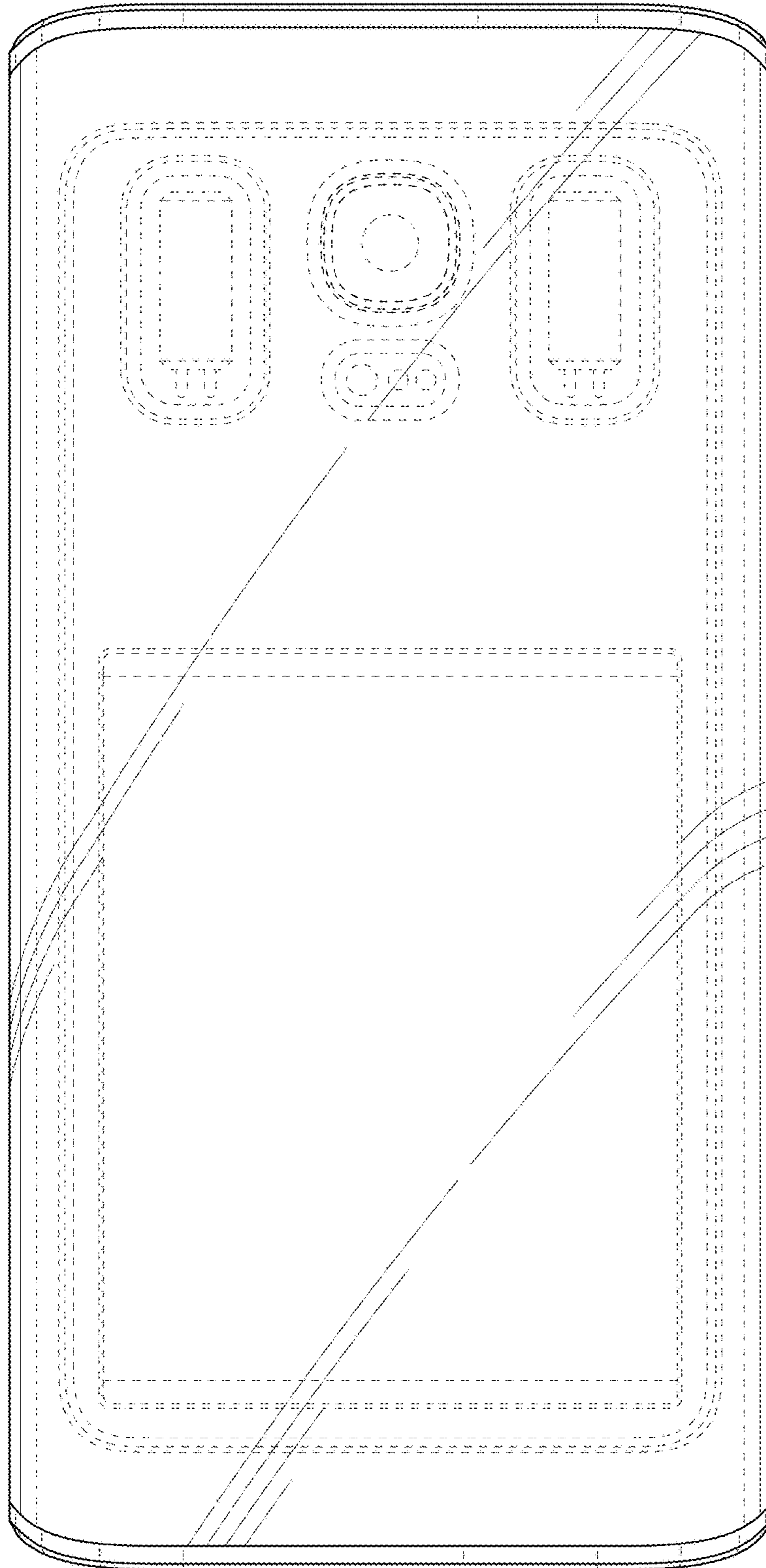


FIG. 4

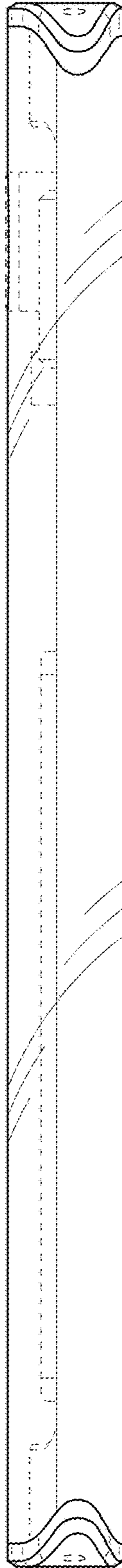


FIG. 5




FIG. 6




FIG. 7

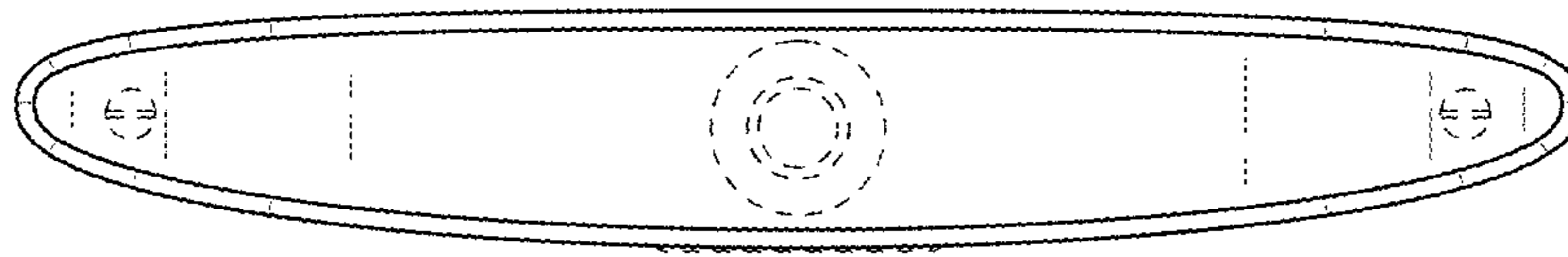


FIG. 8

