



US00D784254S

(12) **United States Design Patent**
Parilla et al.

(10) **Patent No.:** **US D784,254 S**
(45) **Date of Patent:** **** Apr. 18, 2017**

- (54) **TILED SOLAR CELL**
- (71) Applicant: **SOLARIA CORPORATION**, Fremont, CA (US)
- (72) Inventors: **Aureo Parilla**, Fremont, CA (US); **Abhay Maheshwari**, Monte Sereno, CA (US); **Kevin R. Gibson**, Redwood City, CA (US)
- (73) Assignee: **SOLARIA CORPORATION**, Fremont, CA (US)
- (**) Term: **15 Years**
- (21) Appl. No.: **29/570,145**
- (22) Filed: **Jul. 5, 2016**

- 6,105,316 A * 8/2000 Bottger F24J 2/5237
126/623
- D442,549 S * 5/2001 Sasaoka D13/102
- D442,915 S * 5/2001 Sasaoka D13/102
- 6,818,820 B2 * 11/2004 Matsushita F24J 2/5237
136/244
- D555,083 S 11/2007 Sharma et al.
- D555,084 S 11/2007 Sharma et al.
- D558,139 S 12/2007 Sharma et al.
- D559,174 S 1/2008 Sharma et al.
- D568,238 S 5/2008 Sharma et al.
- D588,534 S 3/2009 Sharma et al.

(Continued)

Primary Examiner — Derrick Holland
Assistant Examiner — Jennifer O King
(74) *Attorney, Agent, or Firm* — Richard T. Ogawa;
Ogawa P.C.

(57) **CLAIM**

The ornamental design for a tiled solar cell, as shown and described.

Related U.S. Application Data

- (63) Continuation of application No. 29/509,179, filed on Nov. 14, 2014, now Pat. No. Des. 763,787.
- (51) **LOC (10) Cl.** **13-02**
- (52) **U.S. Cl.**
USPC **D13/102**
- (58) **Field of Classification Search**
USPC D13/102, 103, 104, 107, 110, 119, 199;
136/244, 245, 251, 146, 158, 291;
323/906; 126/569, 571, 600, 621, 622,
126/680, 906
CPC Y02E 10/50; Y02E 10/544; H01L 31/042;
H01L 25/04
See application file for complete search history.


DESCRIPTION

FIG. 1 is a perspective view of a tiled solar cell;
FIG. 2 is back perspective view thereof;
FIG. 3 is a front view thereof;
FIG. 4 is a back view thereof;
FIG. 5 is a top view thereof;
FIG. 6 is a first side view thereof;
FIG. 7 is a second side view thereof;
FIG. 8 is a bottom view thereof;
FIG. 9 is a detailed view taken at area 9 on FIG. 3;
FIG. 10 is a detailed view taken at area 10 on FIG. 3;
FIG. 11 is a detailed view taken at area 11 on FIG. 3;
FIG. 12 is a detailed view taken at area 12 on FIG. 4;
FIG. 13 is a detailed view taken at area 13 on FIG. 4;
FIG. 14 is a detailed view taken at area 14 on FIG. 4; and,
FIG. 15 is a detailed view taken at area 15 on FIG. 5.
The broken lines shown represent unclaimed subject matter and form no part of the claimed design.

(56) **References Cited**
U.S. PATENT DOCUMENTS

- 5,180,442 A * 1/1993 Elias F24J 2/5205
136/244
- D389,454 S * 1/1998 Mori D13/102

1 Claim, 8 Drawing Sheets



(56)

References Cited

U.S. PATENT DOCUMENTS

D591,229 S 4/2009 Sharma et al.
D611,895 S * 3/2010 Plaisted D13/102
D631,005 S * 1/2011 Young D13/102
D679,650 S * 4/2013 Farris, III D13/102
D695,679 S * 12/2013 Endoh D13/102
D699,176 S 2/2014 Salomon et al.
D762,163 S * 7/2016 Parilla D13/102
D767,484 S * 9/2016 Morad D13/102
2004/0255999 A1 * 12/2004 Matsushita H02S 40/32
136/244
2004/0261836 A1 * 12/2004 Kataoka H01L 31/0236
136/244
2011/0174354 A1 * 7/2011 Kutzer H01L 31/188
136/244
2013/0104954 A1 * 5/2013 Zhou H01L 27/1421
136/244
2014/0007926 A1 * 1/2014 Korman H01L 31/18
136/251
2014/0124014 A1 * 5/2014 Morad H01L 31/042
136/246

* cited by examiner




FIG. 1

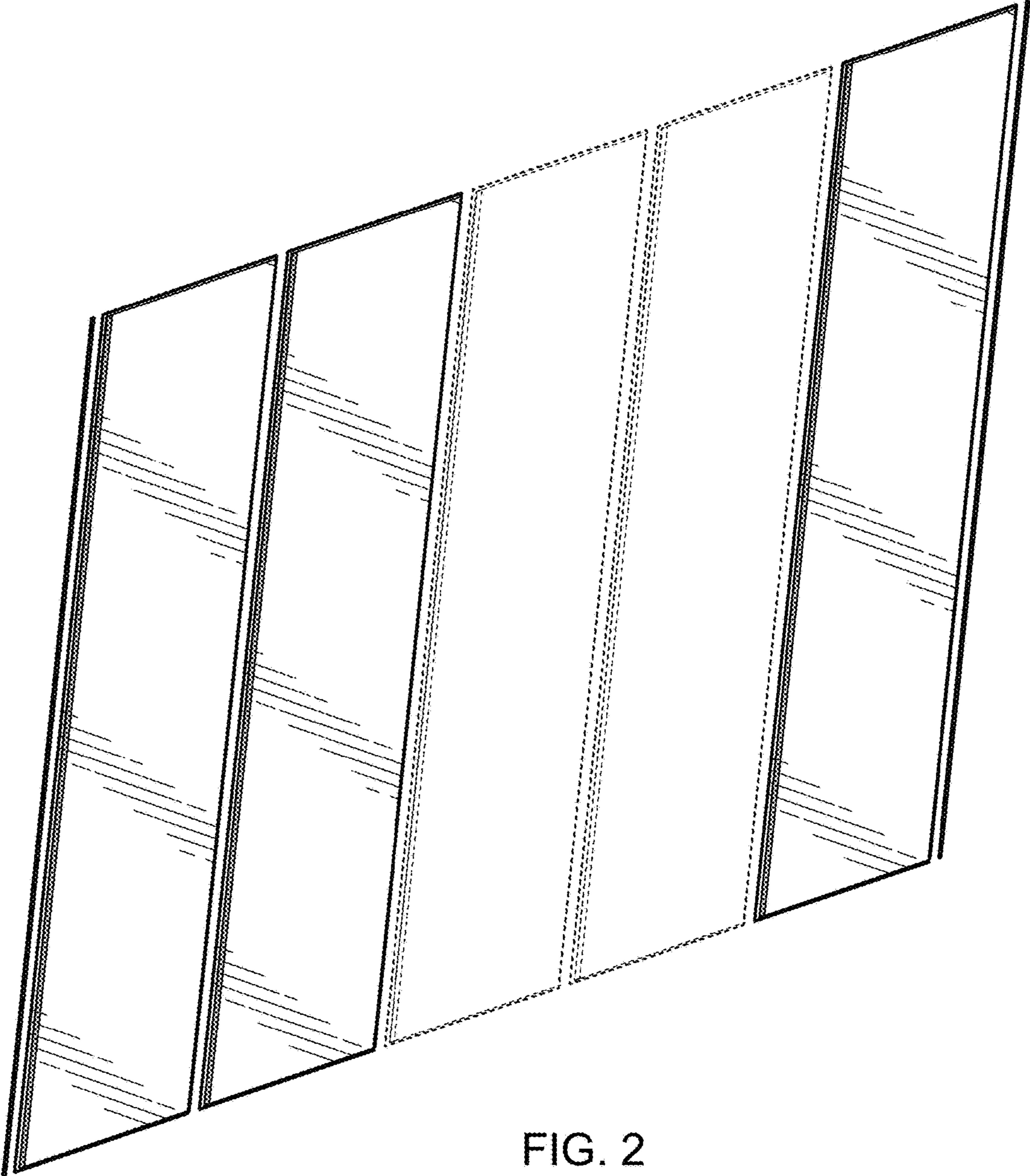


FIG. 2

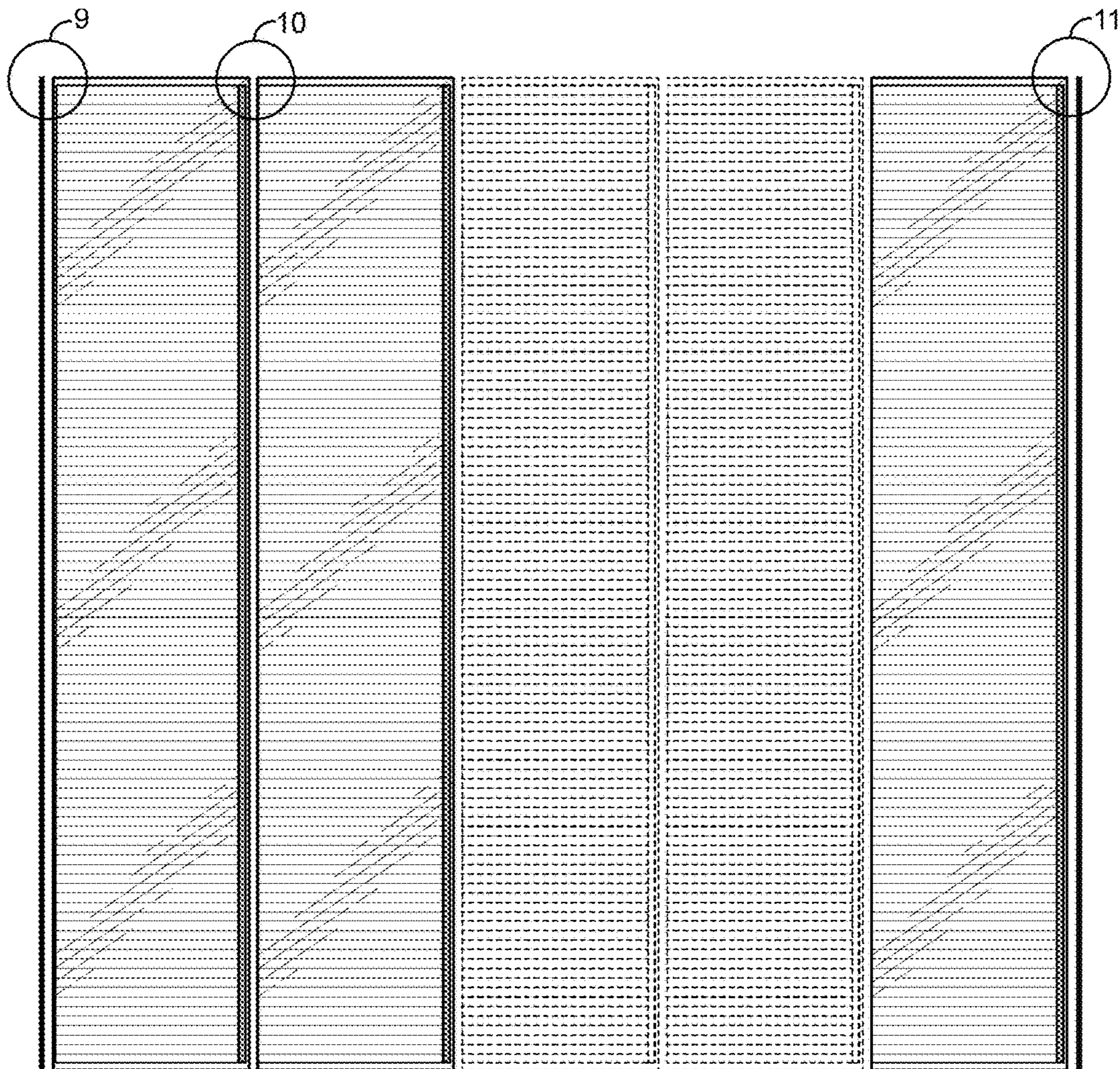


FIG. 3

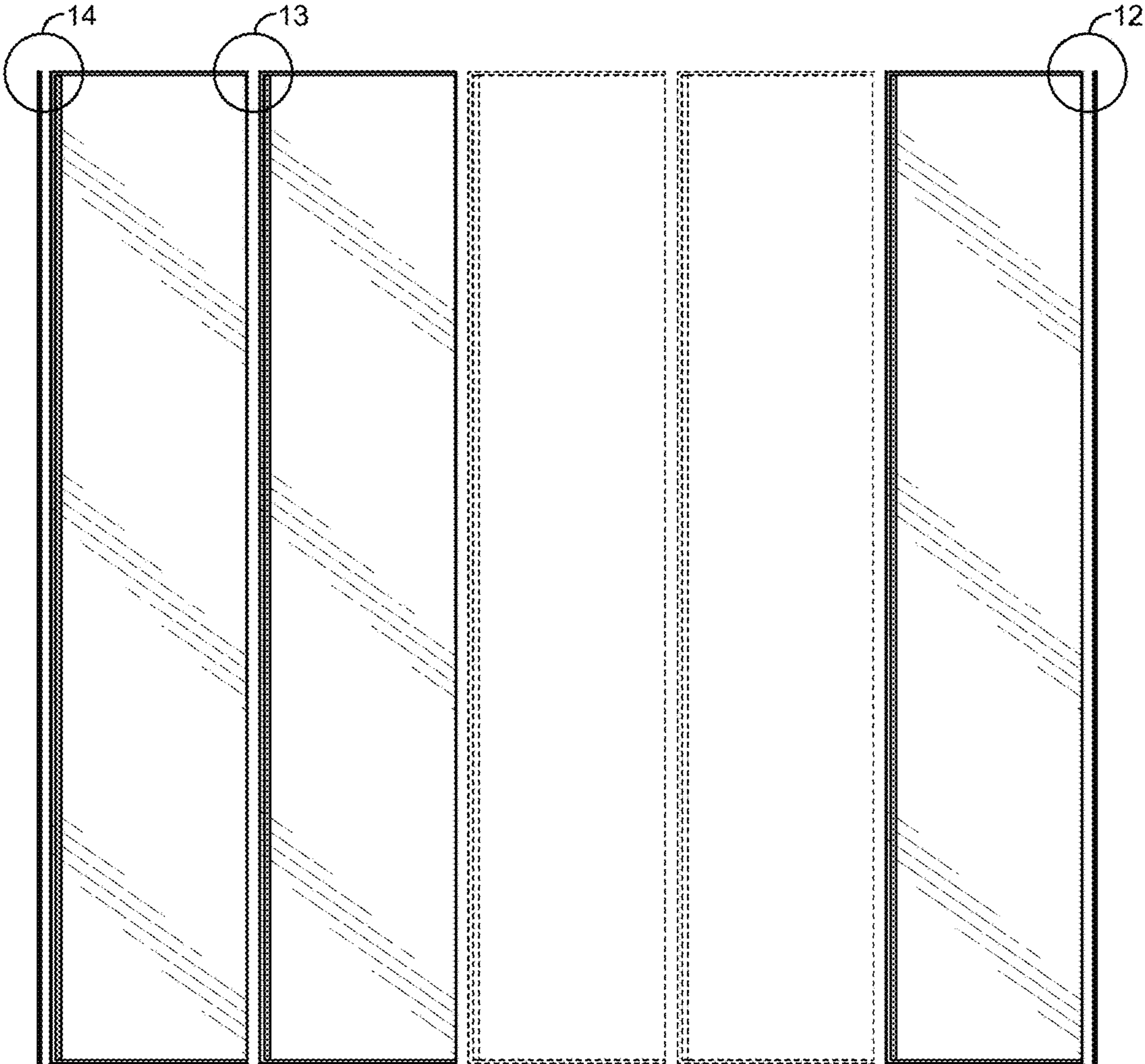


FIG. 4




FIG. 5



FIG. 6



FIG. 7



FIG. 8

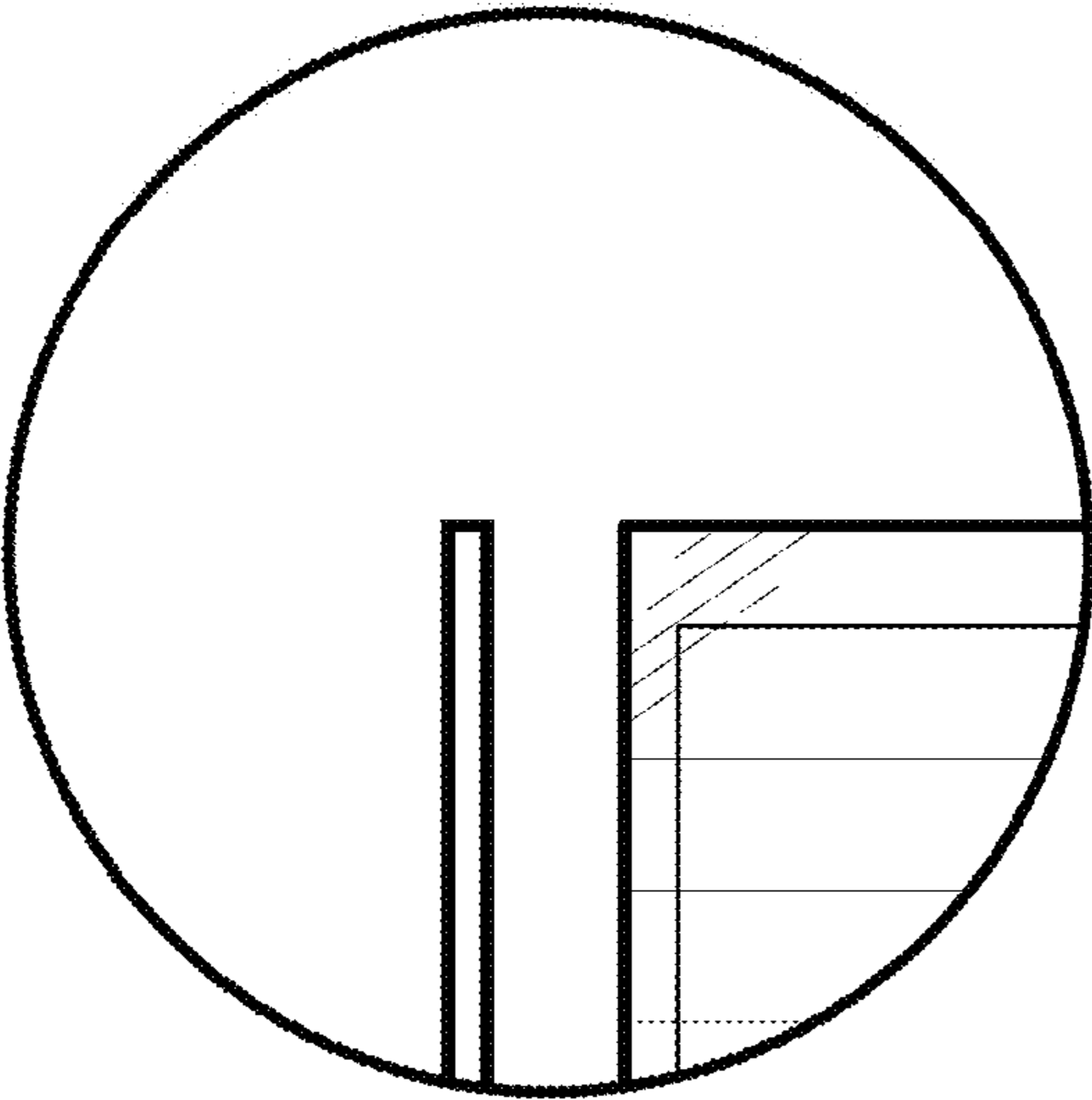


FIG. 9

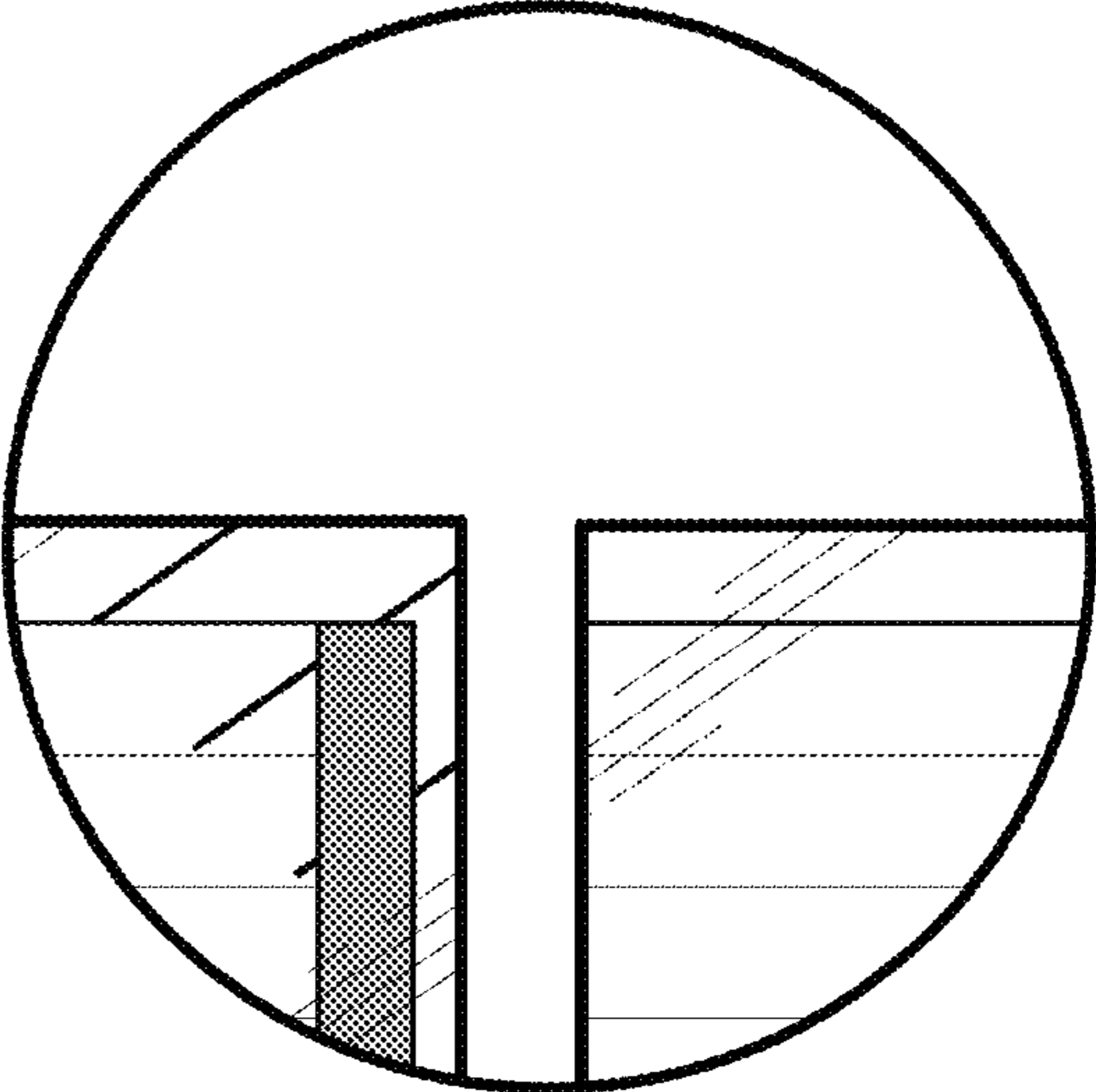


FIG. 10

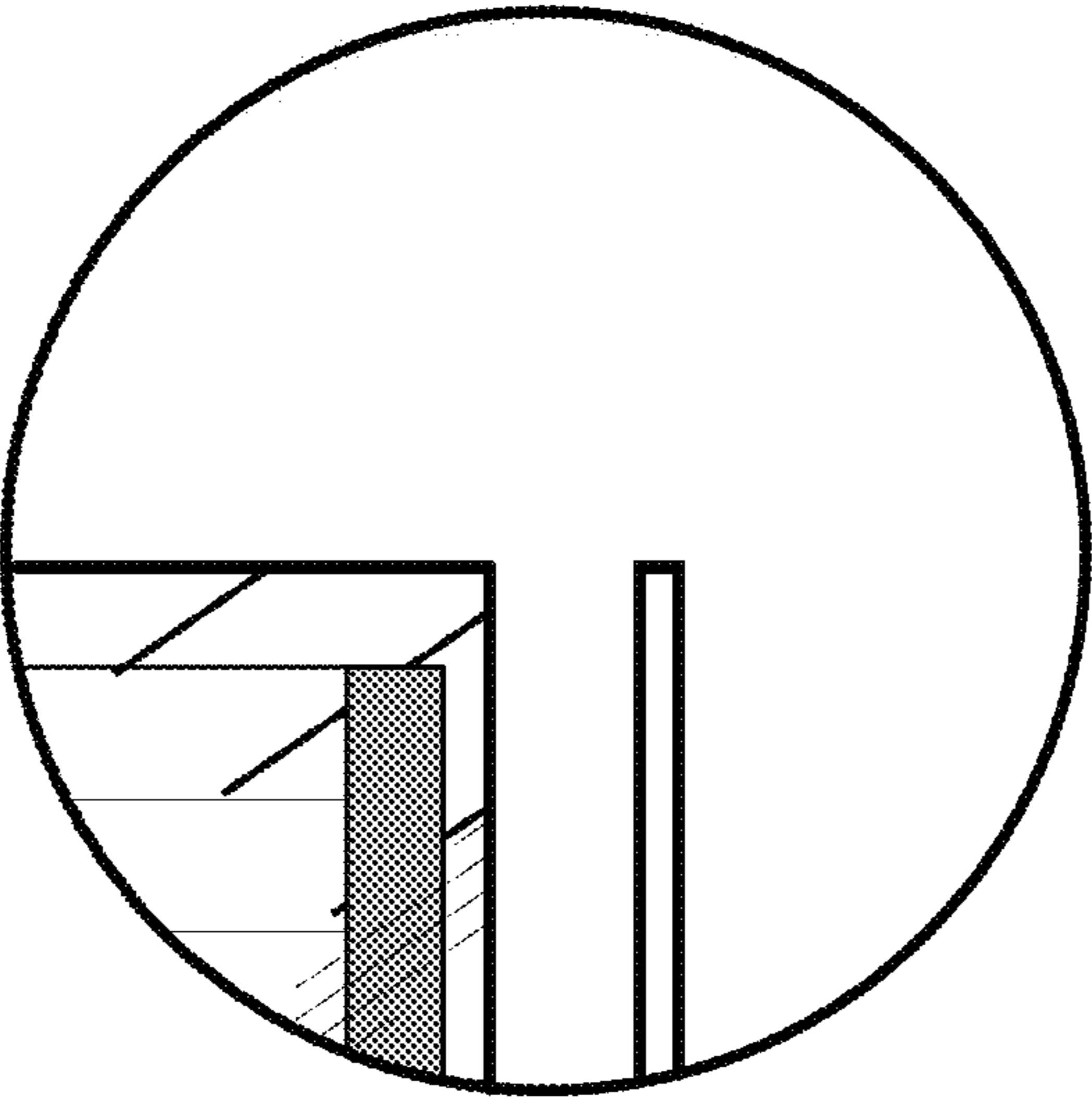


FIG. 11

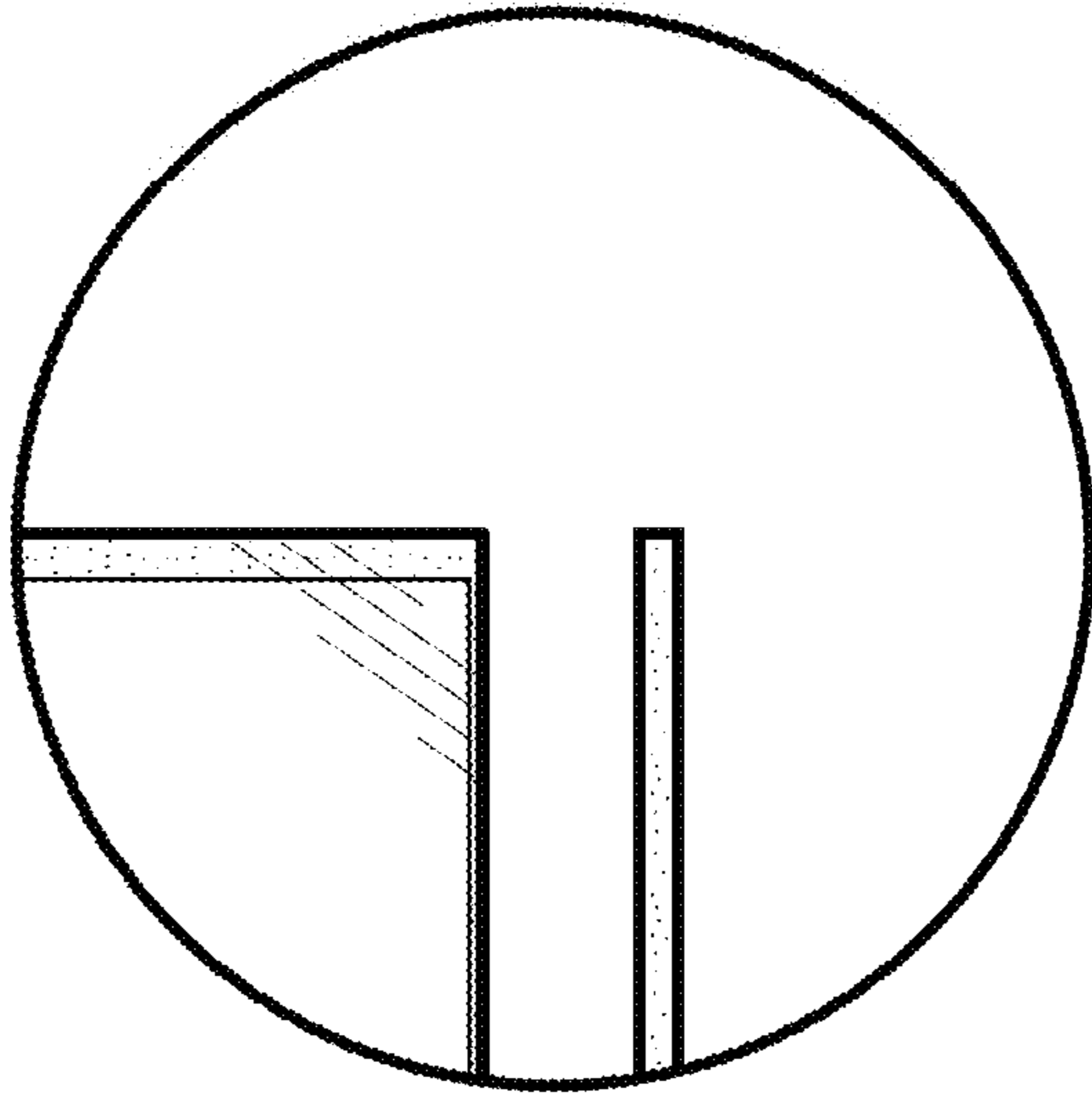


FIG. 12

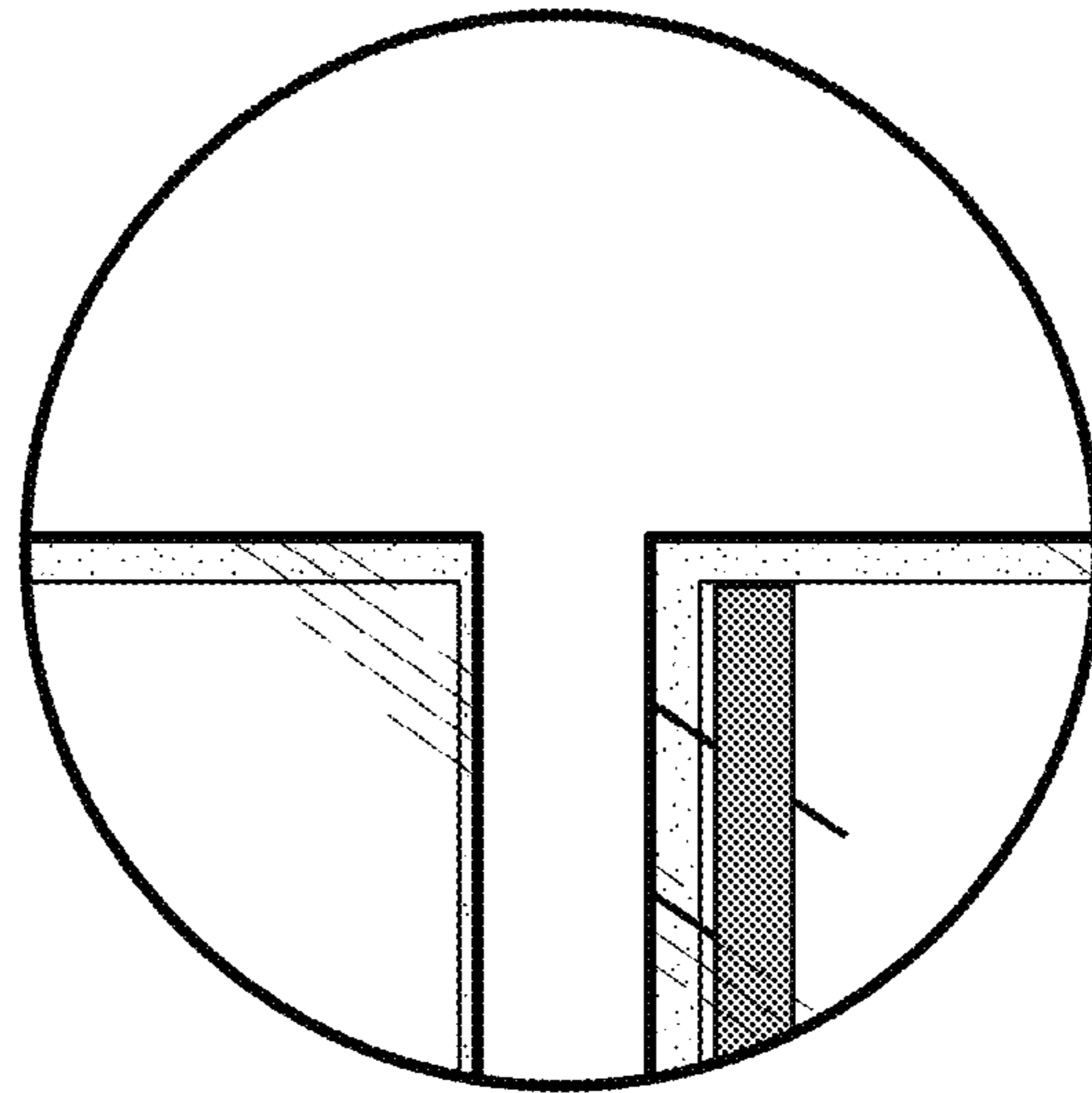


FIG. 13

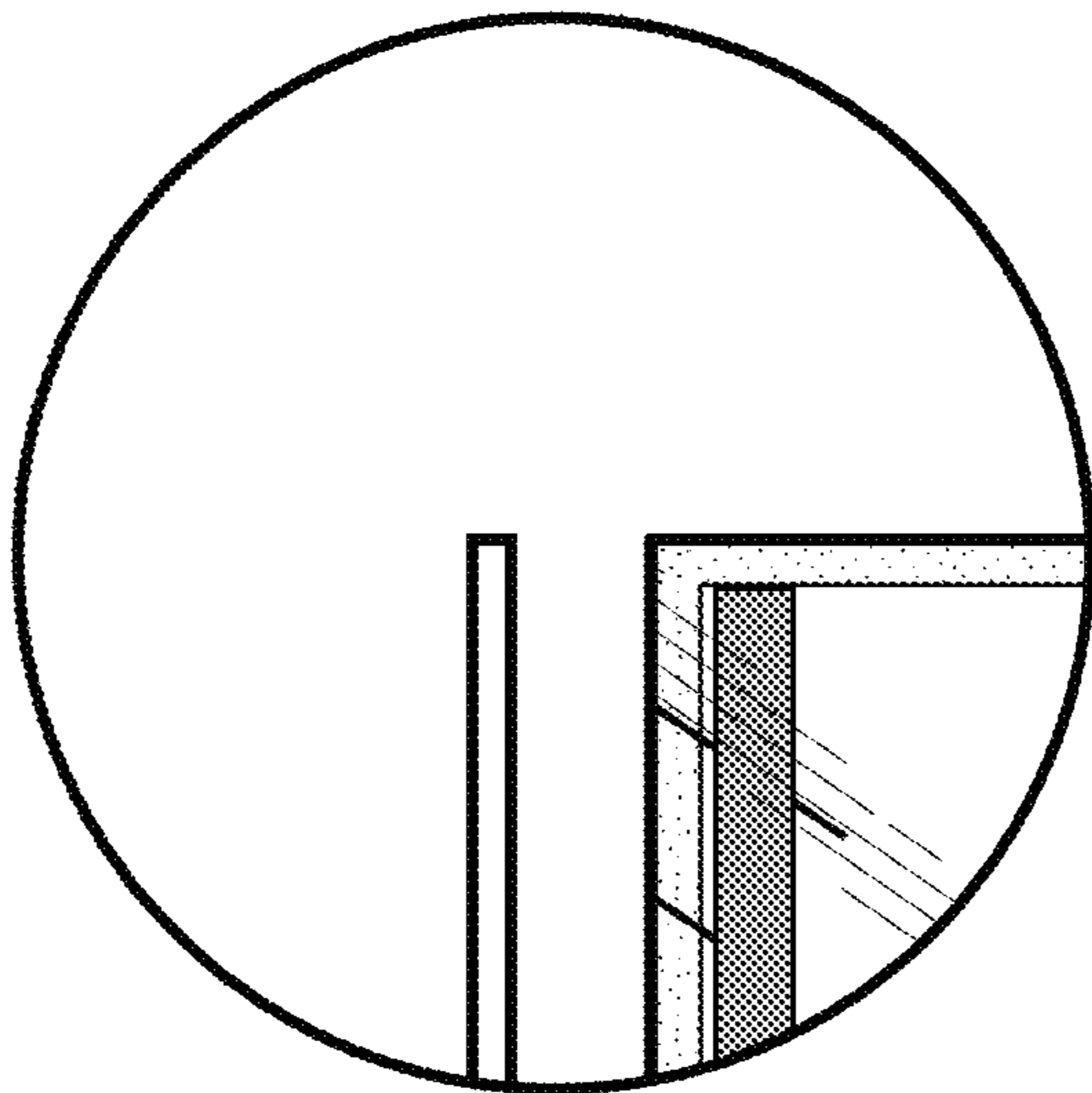


FIG. 14

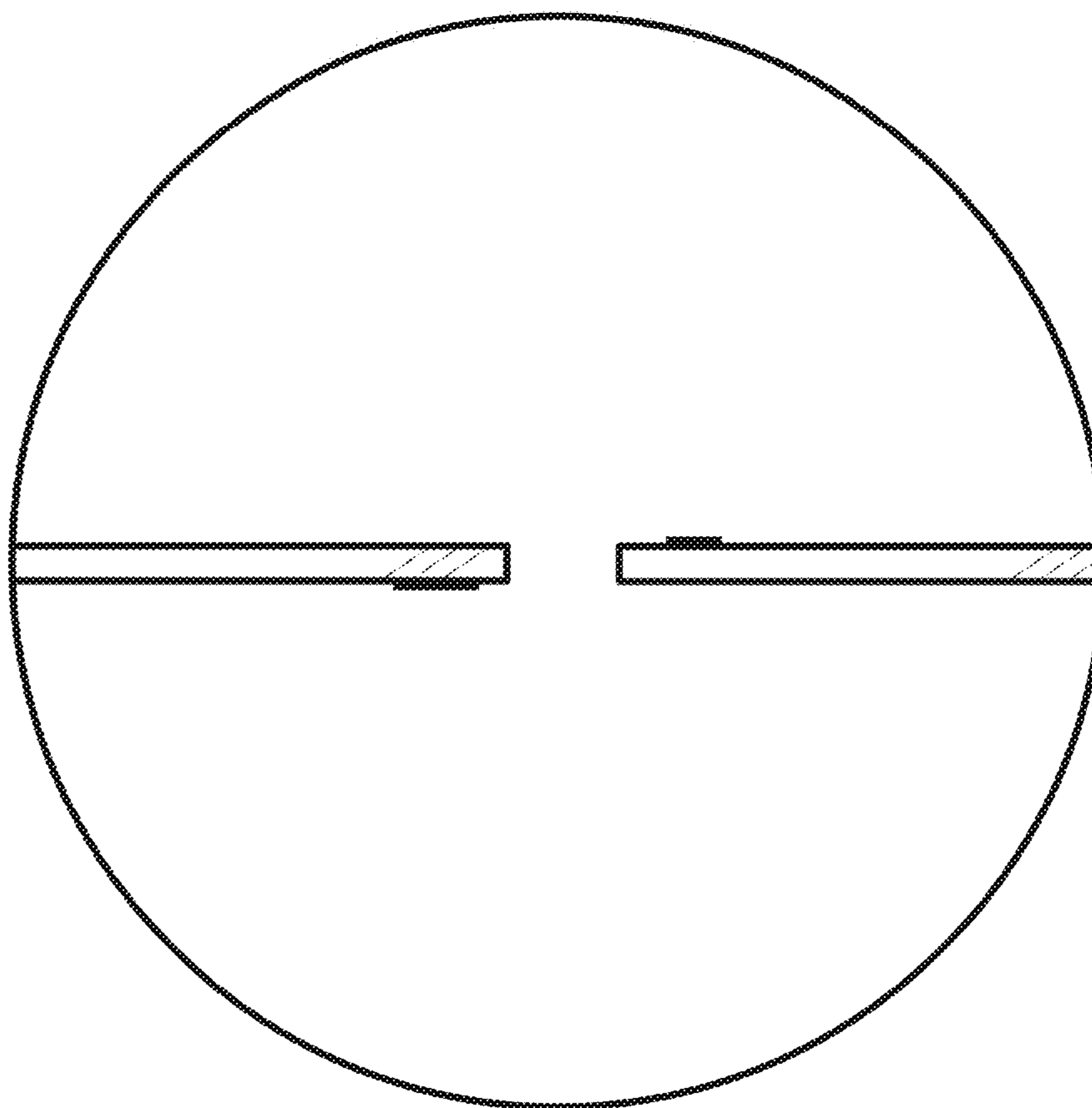


FIG. 15