



US00D784253S

(12) **United States Design Patent** (10) **Patent No.:** **US D784,253 S**  
**Aiken** (45) **Date of Patent:** **\*\* Apr. 18, 2017**

- (54) **SOLAR CELL**
- (71) Applicant: **Daniel Aiken**, Ceder Crest, NM (US)
- (72) Inventor: **Daniel Aiken**, Ceder Crest, NM (US)
- (73) Assignee: **SolAero Technologies Corp.**,  
Albuquerque, NM (US)
- (\*\*) Term: **15 Years**
- (21) Appl. No.: **29/505,800**
- (22) Filed: **Feb. 16, 2016**
- (51) **LOC (10) Cl.** ..... **13-02**
- (52) **U.S. Cl.**  
USPC ..... **D13/102**
- (58) **Field of Classification Search**  
USPC ..... D13/101, 102, 107, 118  
See application file for complete search history.
- (56) **References Cited**

U.S. PATENT DOCUMENTS

D275,876 S	10/1984	Everett	
D442,139 S	5/2001	Sasaoka	
D558,139 S	12/2007	Sharma et al.	
D573,944 S *	7/2008	Ono	D13/102
D590,768 S	4/2009	Feng et al.	
7,902,451 B2	3/2011	Shimizu	
7,902,510 B2	3/2011	Mann et al.	
8,222,523 B2	7/2012	Antaya	
D667,370 S	9/2012	Arletti	
8,373,613 B2	2/2013	Lin et al.	
8,829,328 B2	9/2014	Silverstein	
8,853,527 B2	10/2014	Hieslmair	

D720,309 S *	12/2014	Kaneko	D13/182
D742,306 S *	11/2015	Tohoda	D13/102
D765,590 S *	9/2016	Crist	D13/102
2008/0297301 A1 *	12/2008	Onken	H01H 85/175 337/219
2010/0294333 A1	11/2010	Wang et al.	
2011/0061706 A1	3/2011	Park et al.	
2011/0061716 A1	3/2011	Myong	
2013/0068278 A1	3/2013	Kataoka	

FOREIGN PATENT DOCUMENTS

EP	1855325 A1	11/2007
JP	2001203380 A	7/2011
JP	2012174871 A	9/2012

\* cited by examiner

*Primary Examiner* — Daniel Bui  
*Assistant Examiner* — Andrew Kerr

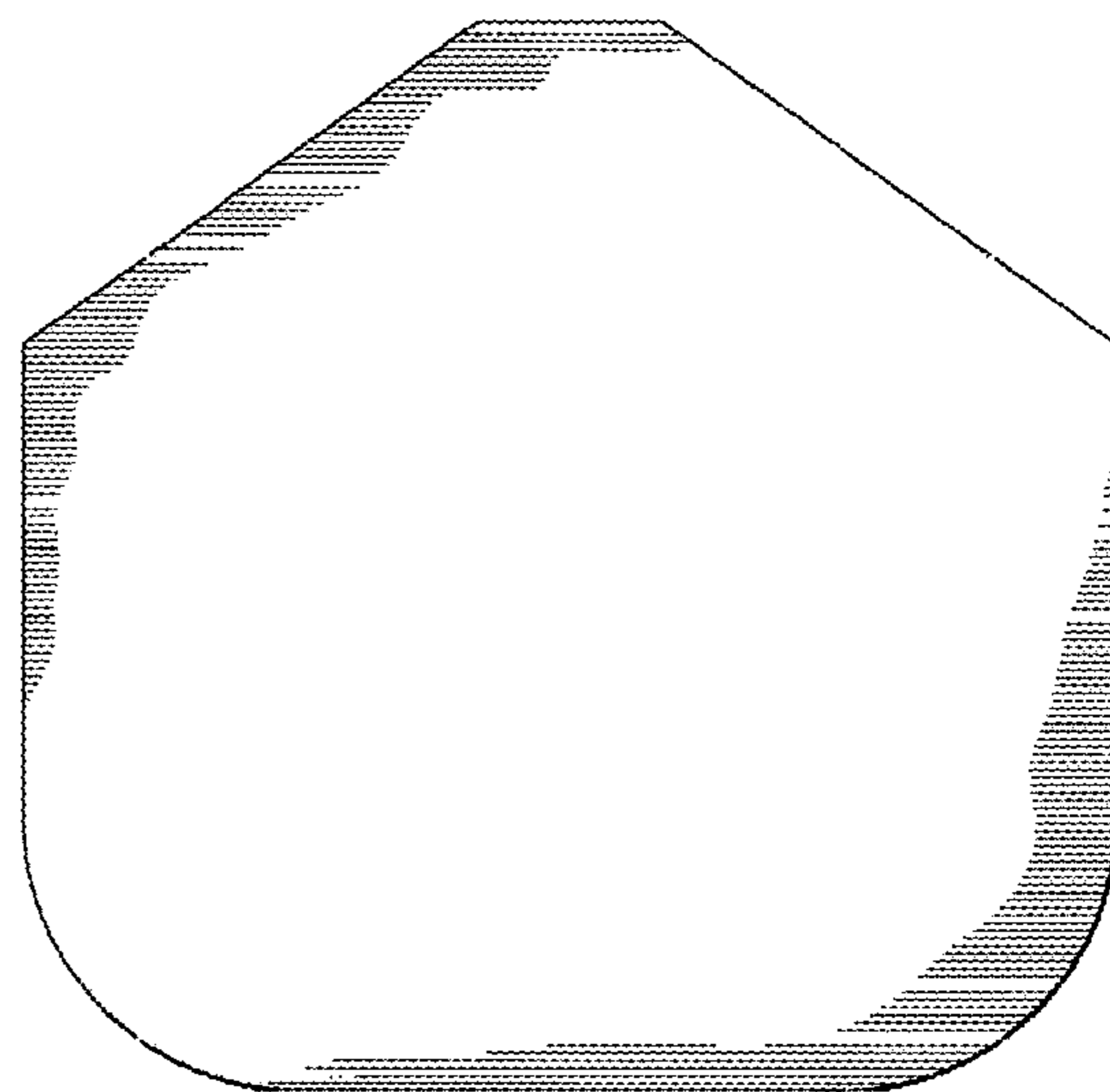
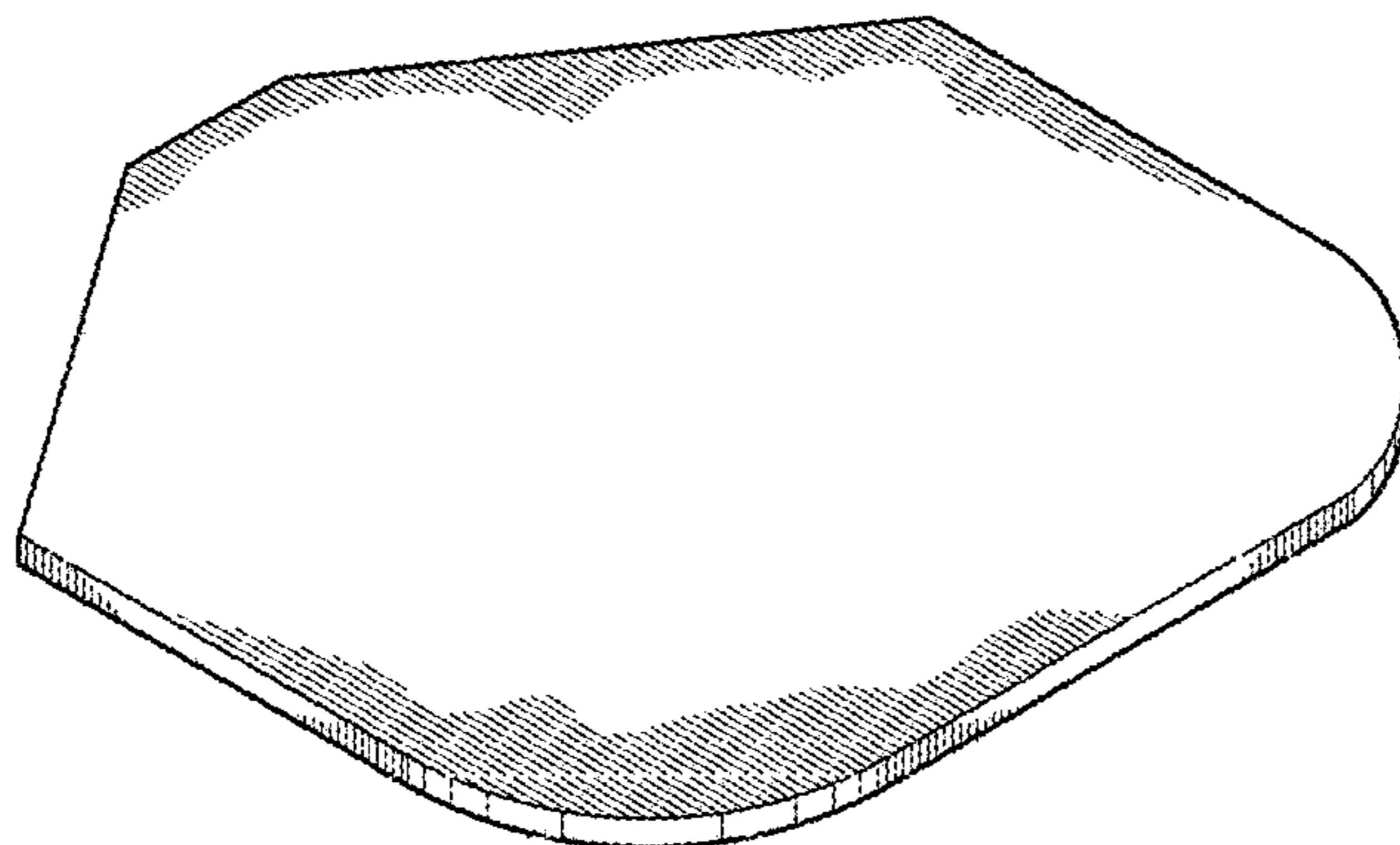
(57) **CLAIM**

The ornamental design for a solar cell, as shown and described.

**DESCRIPTION**

FIG. 1 is a top perspective view of a solar cell showing my new design;  
FIG. 2 is a top plan view thereof, the bottom plan view being the same as the top plan view;  
FIG. 3 is a front elevation view thereof;  
FIG. 4 is a rear elevation view thereof; and,  
FIG. 5 is a right elevation view thereof, the left side elevation view being the same as the right side elevation view.

**1 Claim, 2 Drawing Sheets**



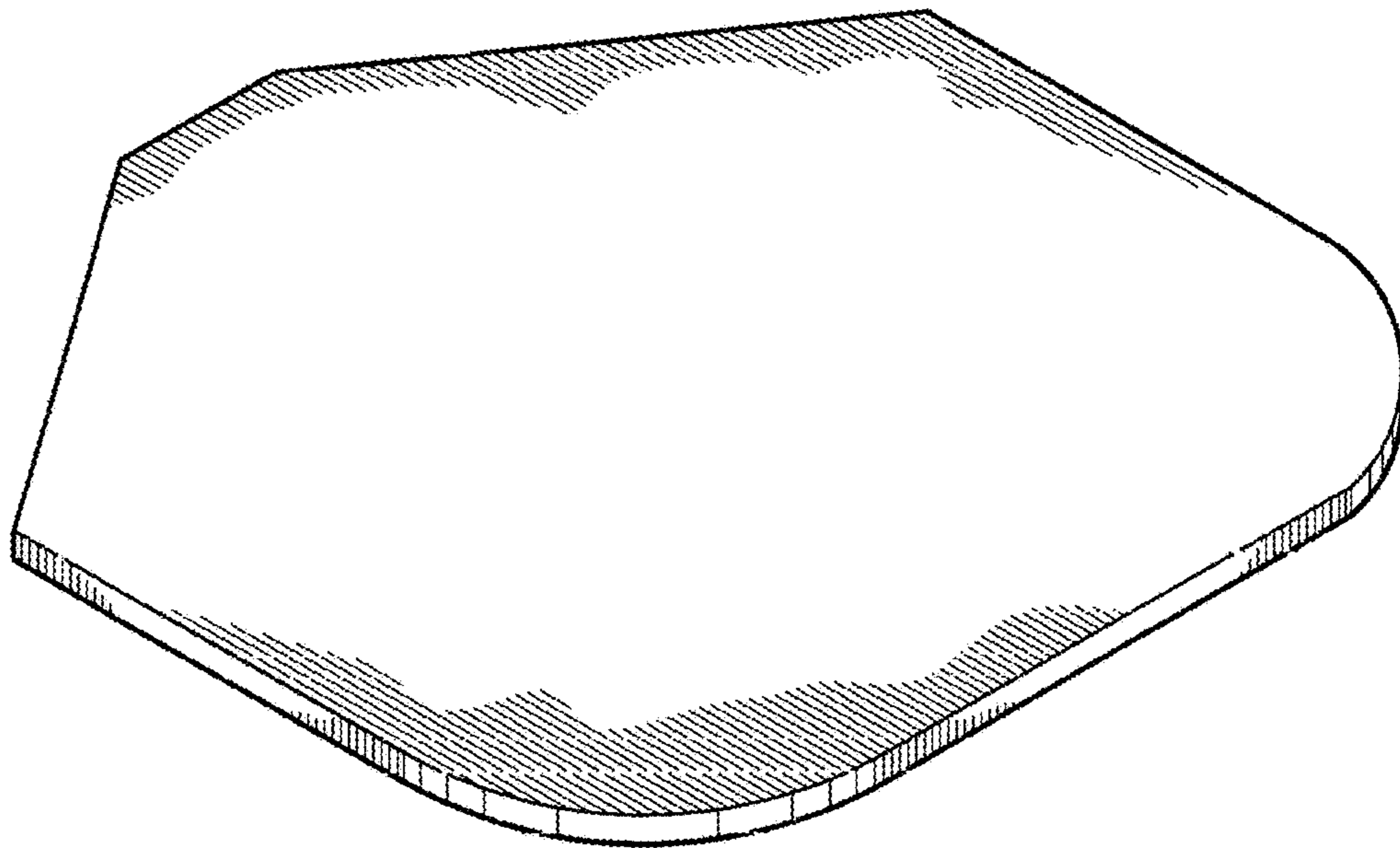


FIG. 1



FIG. 3

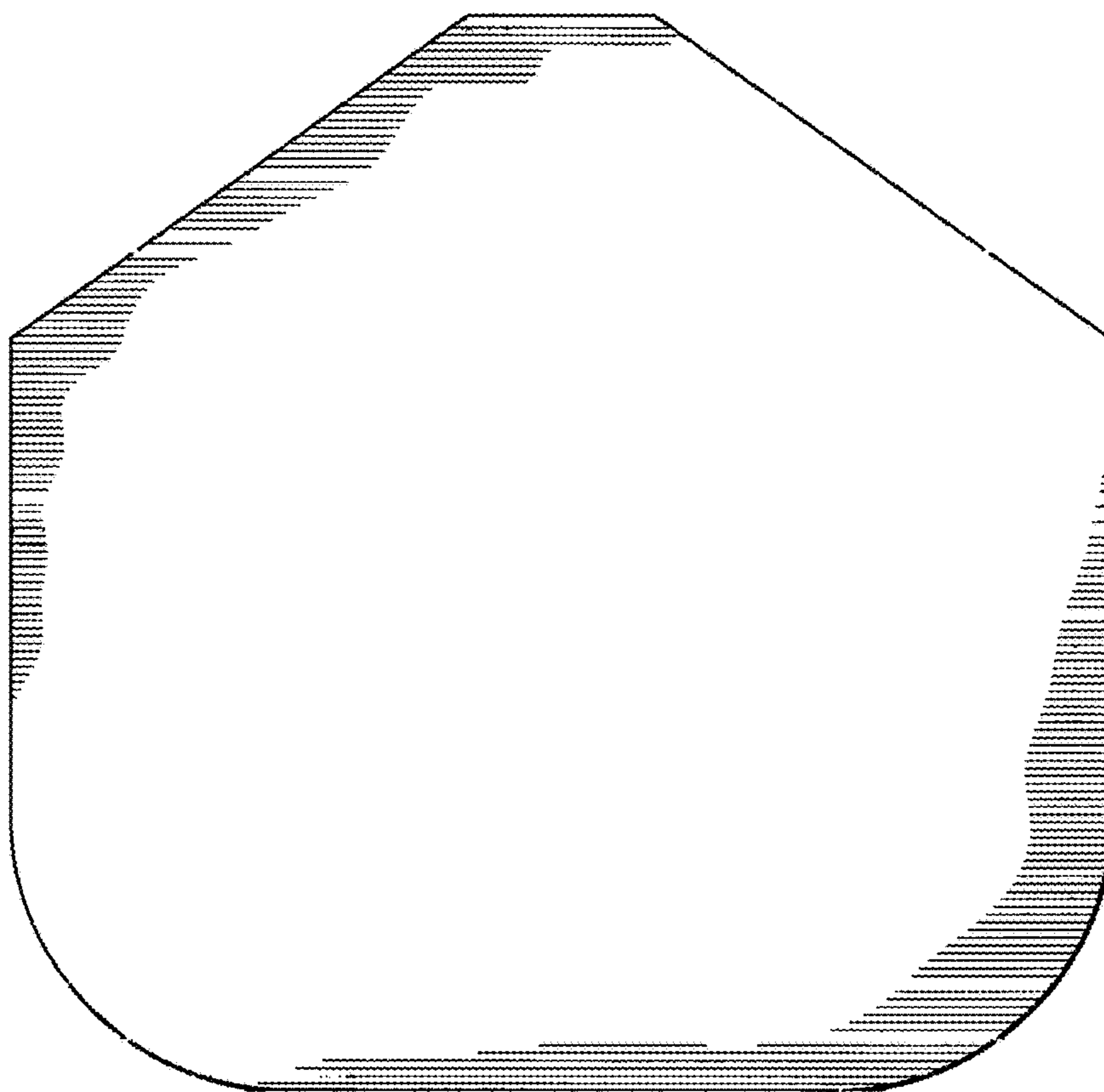


FIG. 2




FIG. 4



FIG. 5