



US00D784249S

(12) **United States Design Patent** (10) **Patent No.:** **US D784,249 S**
Dixon et al. (45) **Date of Patent:** **** Apr. 18, 2017**

(54) **TIRE**
(71) Applicant: **The Goodyear Tire & Rubber Company, Akron, OH (US)**
(72) Inventors: **Max Harold Dixon, Kent, OH (US); Theresa Marie Nopper, Macedonia, OH (US)**
(73) Assignee: **The Goodyear Tire & Rubber Company, Akron, OH (US)**
(**) Term: **15 Years**
(21) Appl. No.: **29/558,701**
(22) Filed: **Mar. 21, 2016**
(51) **LOC (10) Cl.** **12-15**
(52) **U.S. Cl.**
USPC **D12/595**
(58) **Field of Classification Search**
USPC D12/568-604, 900
CPC B60C 1/0016; B60C 11/0306; B60C 11/0302; B60C 3/06; B60C 9/17
See application file for complete search history.

(56) **References Cited**

U.S. PATENT DOCUMENTS

D259,112 S	5/1981	Candiliotis	D12/146
D359,715 S	6/1995	Anderson et al.	D12/147
D366,019 S	1/1996	Schuster et al.	D12/147
D388,033 S	12/1997	Scheuren et al.	D12/146
D400,479 S	11/1998	Baus	D12/147
D412,302 S	7/1999	Rayman et al.	D12/146
D420,630 S	2/2000	De Coninck et al.	D12/147
D444,107 S	6/2001	Rayman	D12/147
D457,487 S	5/2002	Rayman	D12/579
D457,489 S	5/2002	Rayman	D12/579
D457,854 S	5/2002	Rayman	D12/579
D458,585 S	6/2002	Rayman	D12/602
D458,895 S	6/2002	Rayman	D12/579

D481,668 S	11/2003	Hanna	D12/579
D486,783 S	* 2/2004	Ono	D12/593
D498,729 S	11/2004	Neubauer et al.	D12/579
D499,066 S	11/2004	Covey	D12/579
D529,434 S	10/2006	Regallis et al.	D12/579
D530,265 S	10/2006	Hutz et al.	D12/579
D536,661 S	2/2007	Maxwell	D12/579
D549,163 S	8/2007	Maus et al.	D12/579
D573,941 S	7/2008	Song	D12/579
D573,942 S	7/2008	Song	D12/579
D577,657 S	9/2008	Maus et al.	D12/544
D585,820 S	2/2009	Motta et al.	D12/599
D586,731 S	2/2009	Neubauer et al.	D12/579
D597,022 S	* 7/2009	Pringiers	D12/579
D611,892 S	3/2010	Huffman	D12/599
D620,428 S	7/2010	Rayman	D12/579
D636,330 S	* 4/2011	Pringiers	D12/593
D642,976 S	* 8/2011	Kato	D12/603
D648,262 S	11/2011	Hermann et al.	D12/579

(Continued)

Primary Examiner — Robert M Spear

Assistant Examiner — John Voytek

(74) *Attorney, Agent, or Firm* — Robert N. Lipsik

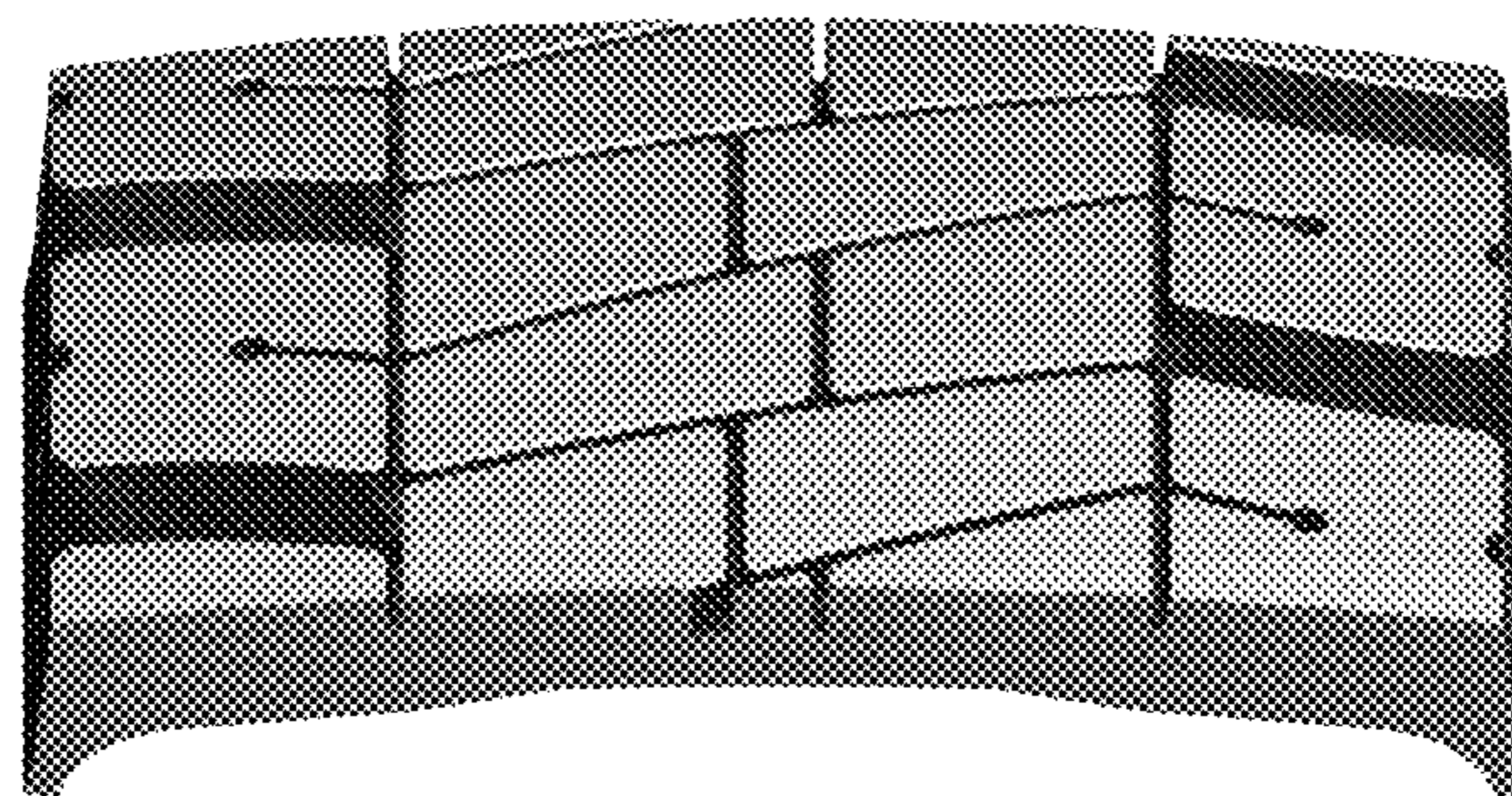
(57) **CLAIM**

The ornamental design for a tire, as shown and described.

DESCRIPTION

FIG. 1 is a perspective view of a tire showing our new design, it being understood that the pattern repeats uniformly throughout the circumference of the tread;
FIG. 2 is a front elevational view thereof;
FIG. 3 is a right side elevational view thereof; the left side elevational view being identical thereto;
FIG. 4 is an enlarged fragmentary front elevational view thereof; and,
FIG. 5 is a fragmentary cross-sectional view of section 5-5 of FIG. 2, rotated to show the thickness and contour of the grooves and tire interior.

1 Claim, 5 Drawing Sheets



(56)

References Cited

U.S. PATENT DOCUMENTS

D648,647 S	11/2011	Mayni et al.	D12/600
D652,372 S	1/2012	Rayman	D12/599
D662,876 S	7/2012	Larregain	D12/602
D673,896 S	1/2013	Dixon et al.	D12/581
D695,210 S	12/2013	Tanaka	D12/600

* cited by examiner



FIG - 1

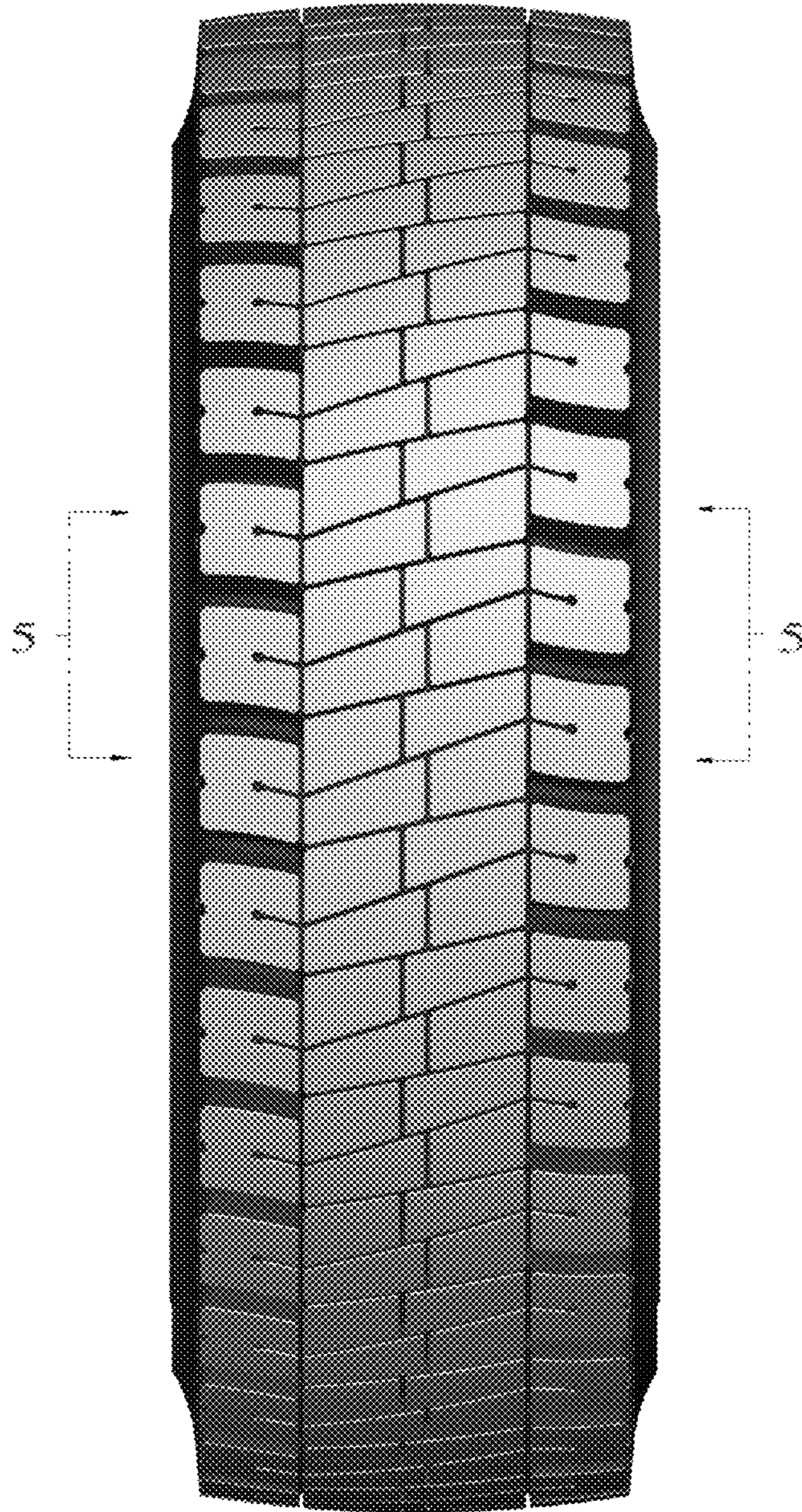


FIG - 2



FIG - 3




FIG - 4

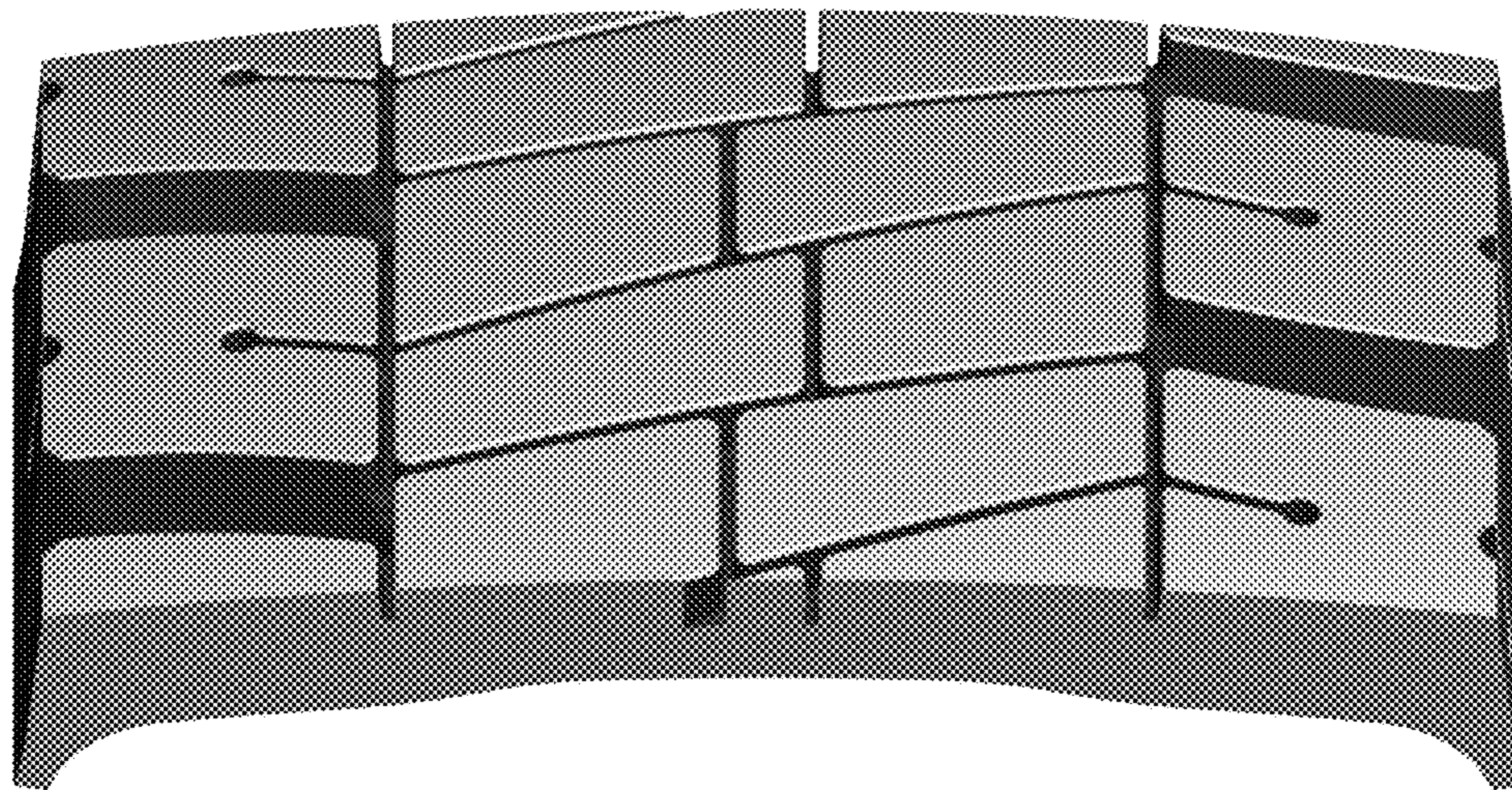


FIG - 5