



US00D784247S

(12) **United States Design Patent**
Zhu et al.

(10) **Patent No.:** **US D784,247 S**

(45) **Date of Patent:** **** Apr. 18, 2017**

(54) **TIRE TREAD**

(71) Applicants: **COMPAGNIE GENERALE DES
ETABLISSEMENTS MICHELIN**,
Clermont-Ferrand (FR); **MICHELIN
RECHERCHE et TECHNIQUE S.A.**,
Granges-Paccot (CH)

D506,722 S * 6/2005 Nonaka D12/553
D533,498 S * 12/2006 Scheuren D12/553
D534,858 S * 1/2007 Le D12/553
D555,078 S 11/2007 Radulescu et al.
D604,226 S * 11/2009 Scheuren D12/553
D662,873 S * 7/2012 Felder D12/553
D668,206 S 10/2012 Moore et al.

(Continued)

(72) Inventors: **Fang Zhu**, Greer, SC (US);
Praveen-Kumar Verma, Gurgaon (IN);
Kai Chun Yang, McLean, VA (US);
Lee Montgomery, Piedmont, SC (US);
Jeremy Trowbridge, Greenville, SC
(US)

FOREIGN PATENT DOCUMENTS

EP 2 570 272 A1 3/2013

OTHER PUBLICATIONS

X Multi Energy D, Michelin Tire, www.michelinman.com, at least
as early as Jan. 20, 2015, 2 pages.

(Continued)

(73) Assignees: **Compagnie Generale des
Etablissements Michelin**, Clermont
Ferrand (FR); **Michelin Recherche et
Technique S.A.**, Granges-Paccot (CH)

Primary Examiner — Robert M Spear

Assistant Examiner — John Voytek

(74) *Attorney, Agent, or Firm* — Dority & Manning, P.A.

(**) Term: **14 Years**

(21) Appl. No.: **29/525,391**

(57) **CLAIM**

The ornamental design for a tire tread, as shown and
described.

(22) Filed: **Apr. 29, 2015**

(51) **LOC (10) Cl.** **12-15**

(52) **U.S. Cl.**
USPC **D12/553**

DESCRIPTION

(58) **Field of Classification Search**
USPC D12/533–567
CPC B60C 1/0016; B60C 11/0306; B60C
11/0302; B60C 3/06; B60C 9/17
See application file for complete search history.

FIG. 1 is a perspective view of a tire tread showing our new
design, it being understood that the tread pattern repeats
circumferentially throughout the outer circumference and
shoulder of the tire, the opposite side perspective being
identical thereto;

FIG. 2 is a front elevation view thereof;

FIG. 3 is a side elevation view of the right side; the left side
being identical thereto; and,

FIG. 4 is a cross-sectional view taken along line A-A of FIG.
2.

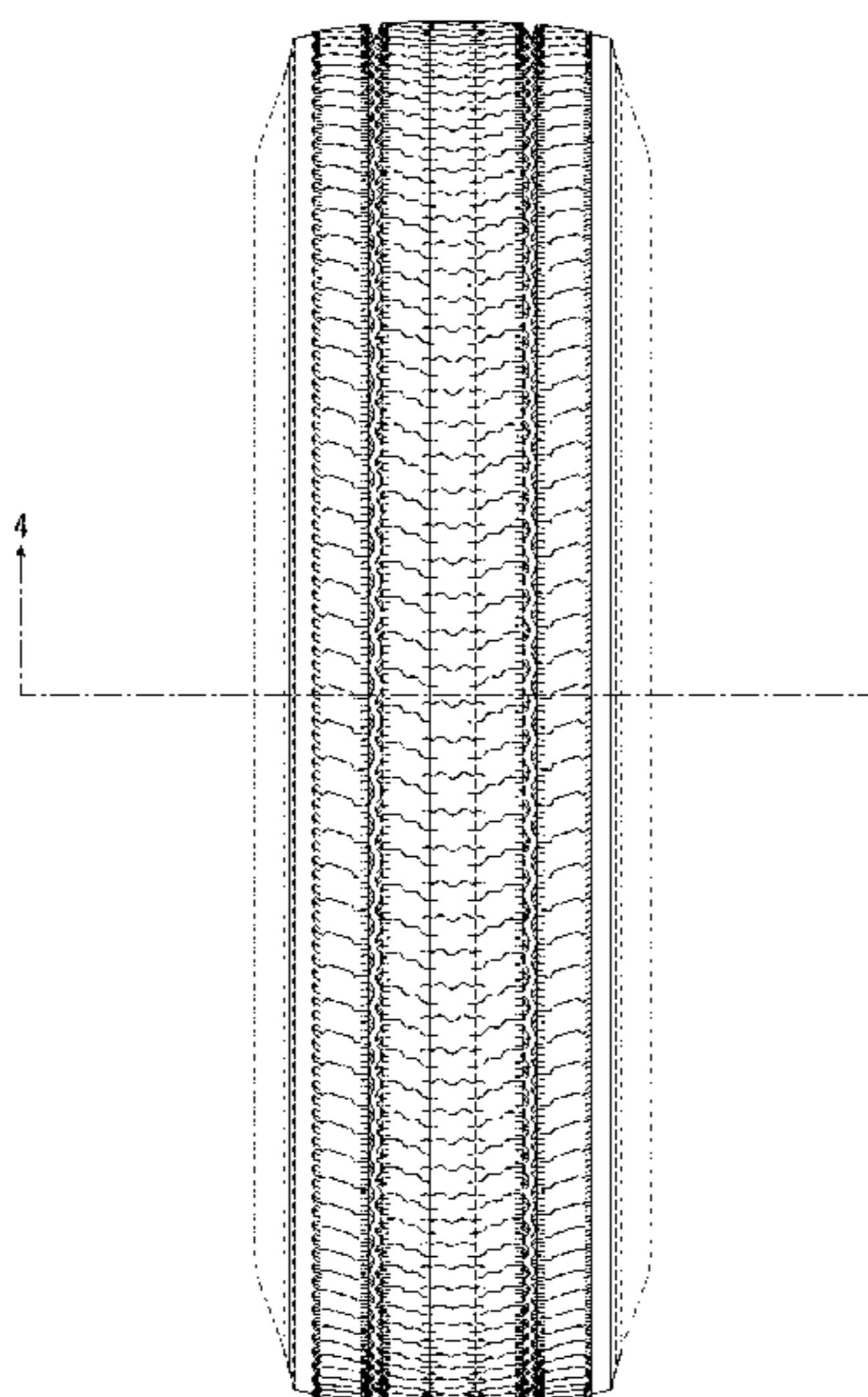
In the drawings, the broken line disclosure of the tire
sidewall and inner bead depicts environmental structure and
forms no part of the claimed design.

(56) **References Cited**

U.S. PATENT DOCUMENTS

D355,151 S * 2/1995 Hagmaier D12/562
D374,200 S * 10/1996 Kinoshita D12/555
D385,234 S * 10/1997 Young D12/553
D388,370 S * 12/1997 Young D12/562
D414,446 S 9/1999 Kemp, Jr.
D423,419 S * 4/2000 Kemp, Jr. D12/553

1 Claim, 4 Drawing Sheets



(56)

References Cited

U.S. PATENT DOCUMENTS

D712,342 S 9/2014 Zhu et al.
D721,643 S 1/2015 Barrett et al.
D735,640 S * 8/2015 Vandaele D12/553
D750,013 S * 2/2016 Houis D12/553

OTHER PUBLICATIONS

Previously filed design U.S. Appl. No. 29/472,396, filed Nov. 12, 2013.

Previously filed design U.S. Appl. No. 29/472,404, filed Nov. 12, 2013.

* cited by examiner

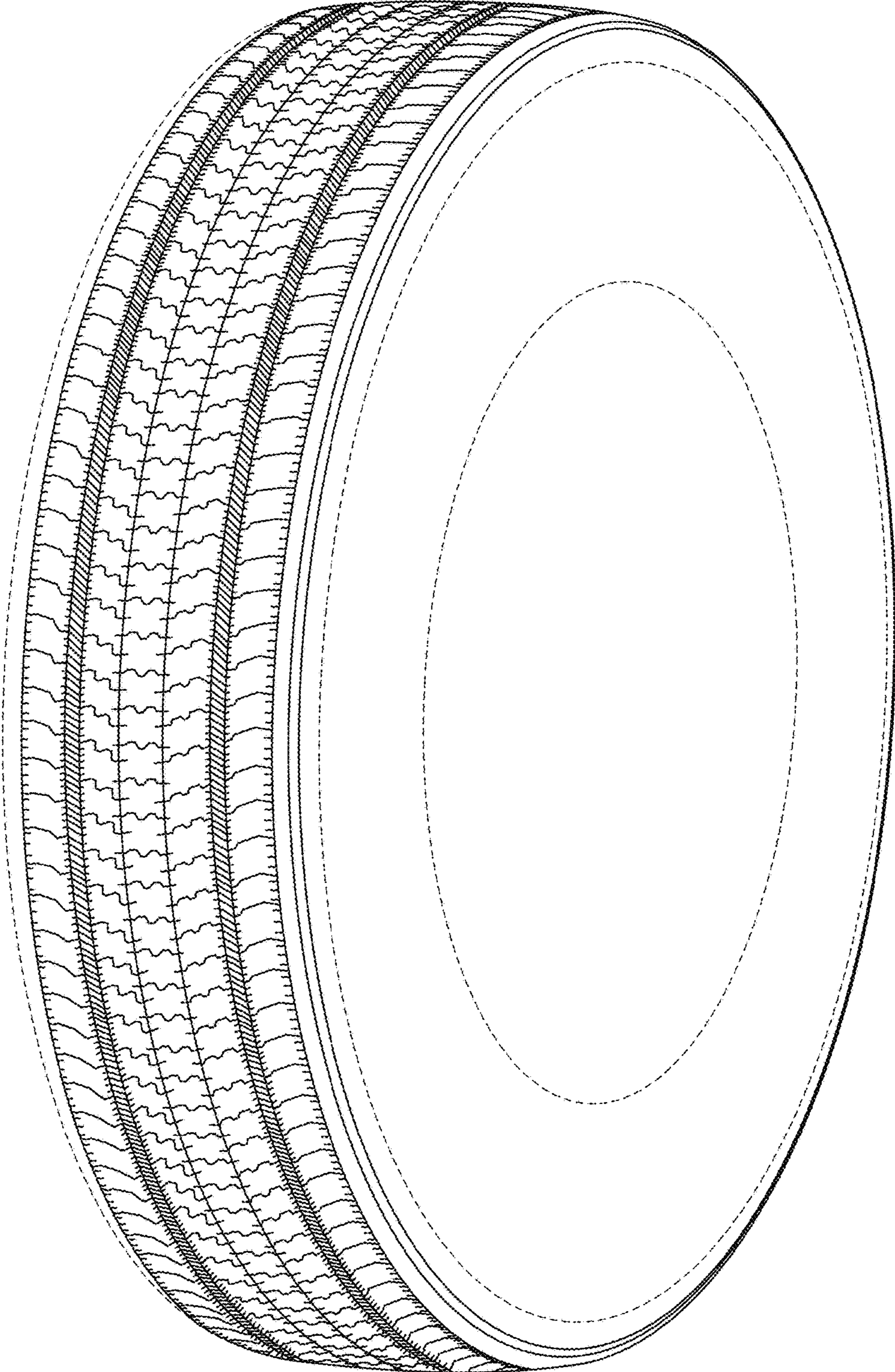


FIG. 1

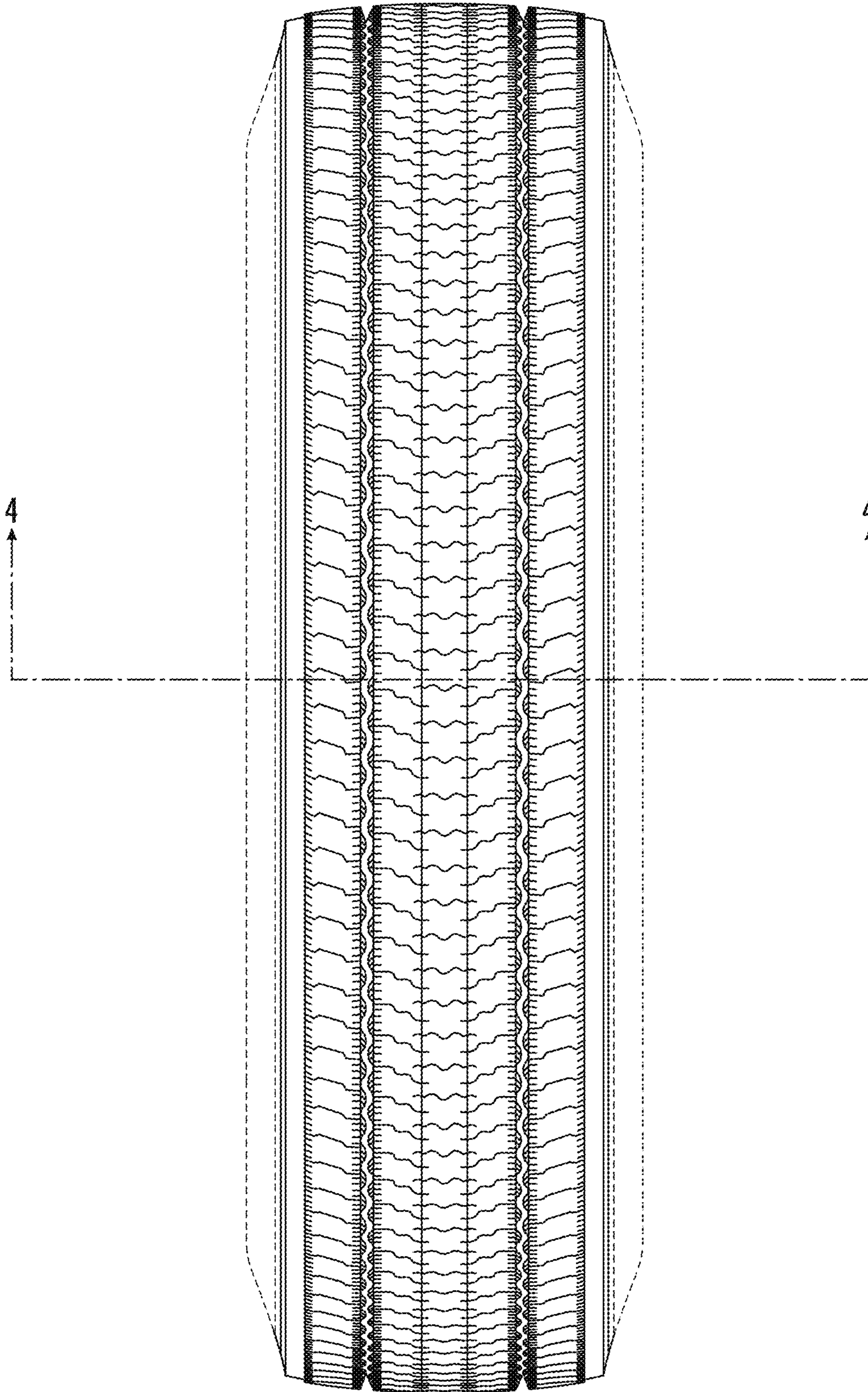


FIG. 2

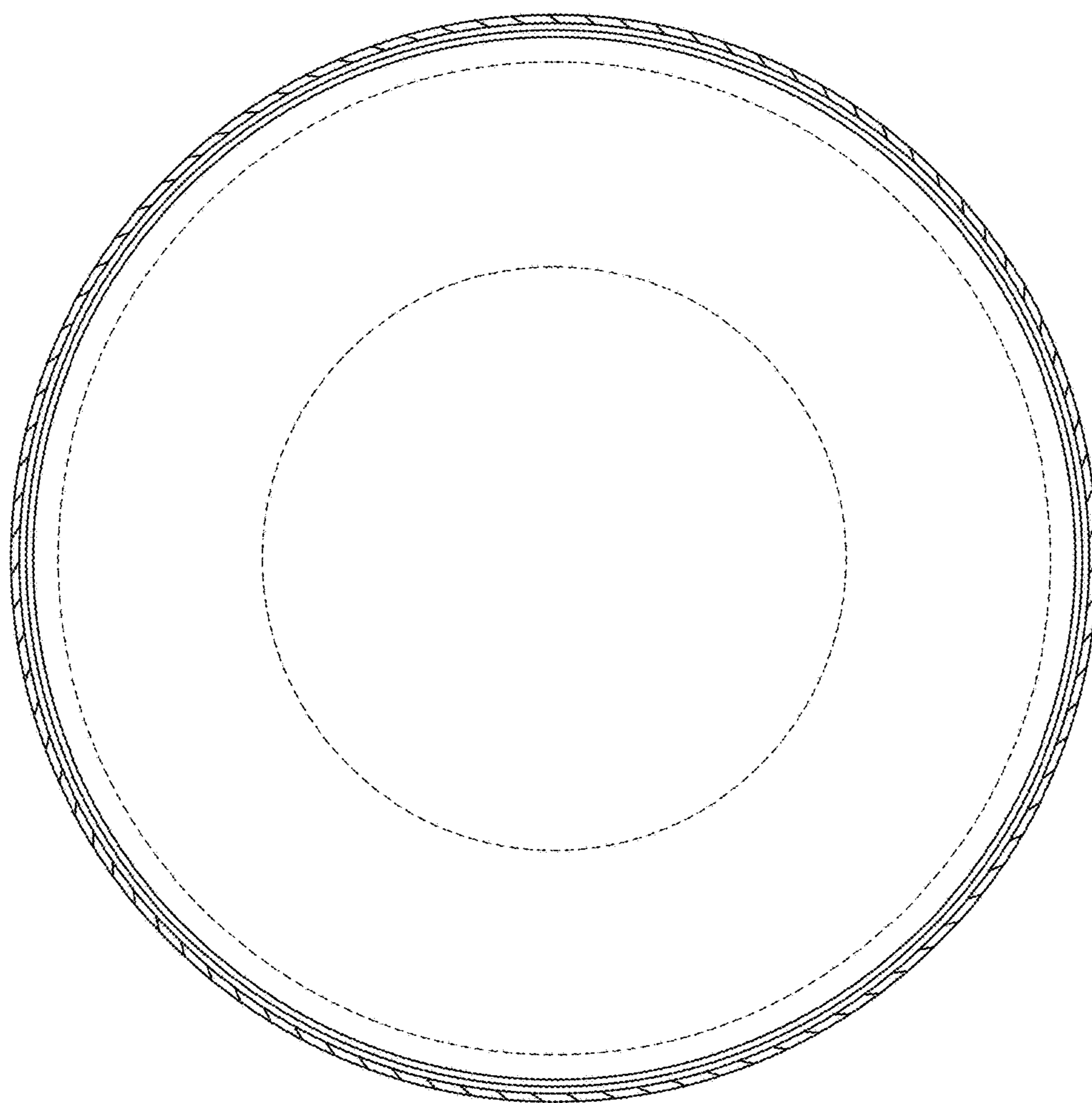


FIG. 3




FIG. 4