



US00D784246S

(12) **United States Design Patent**
Zhu et al.

(10) **Patent No.:** **US D784,246 S**

(45) **Date of Patent:** **** Apr. 18, 2017**

(54) **TIRE TREAD**

(71) Applicants: **COMPAGNIE GENERALE DES
ETABLISSEMENTS MICHELIN,**
Clermont-Ferrand (FR); **MICHELIN
RECHERCHE et TECHNIQUE S.A.,**
Granges-Paccot (CH)

(72) Inventors: **Fang Zhu,** Greer, SC (US); **Shilpa
Varahagiri,** Gurgaon (IN); **Kai Chun
Yang,** McLean, VA (US); **Lee
Montgomery,** Pledmont, SC (US)

(73) Assignees: **Compagnie Generale des
Etablissements Michelin,**
Clermont_Ferrand (FR); **Michelin
Recherche et Technique S.A.,**
Granges-Paccot (CH)

(**) Term: **14 Years**

(21) Appl. No.: **29/525,386**

(22) Filed: **Apr. 29, 2015**

(51) **LOC (10) Cl.** **12-15**

(52) **U.S. Cl.**
USPC **D12/553**

(58) **Field of Classification Search**
USPC D12/533-567
CPC B60C 1/0016; B60C 11/0306; B60C
11/0302; B60C 3/06; B60C 9/17
See application file for complete search history.

(56) **References Cited**

U.S. PATENT DOCUMENTS

D355,151 S * 2/1995 Hagmaier D12/562
D385,234 S * 10/1997 Young D12/553
D388,370 S * 12/1997 Young D12/562
D414,446 S 9/1999 Kemp, Jr.

D423,421 S * 4/2000 Young D12/559
D506,722 S * 6/2005 Nonaka D12/553
D555,078 S 11/2007 Radulescu et al.
D584,679 S * 1/2009 Radulescu D12/553
D586,730 S * 2/2009 Scheuren D12/553

(Continued)

FOREIGN PATENT DOCUMENTS

EP 2 570 272 A1 3/2013

OTHER PUBLICATIONS

X Multi Energy D, Michelin Tire, www.michelinman.com, at least as early as Jan. 20, 2015, 2 pages.

(Continued)

Primary Examiner — Robert M Spear

Assistant Examiner — John Voytek

(74) *Attorney, Agent, or Firm* — Dority & Manning, P.A.

(57) **CLAIM**

The ornamental design for a tire tread, as shown and described.

DESCRIPTION

FIG. 1 is a perspective view of a tire tread showing our new design, it being understood that the tread pattern repeats uniformly throughout the outer circumference and shoulder of the tire, the opposite side perspective being identical thereto;

FIG. 2 is a front elevation view thereof;

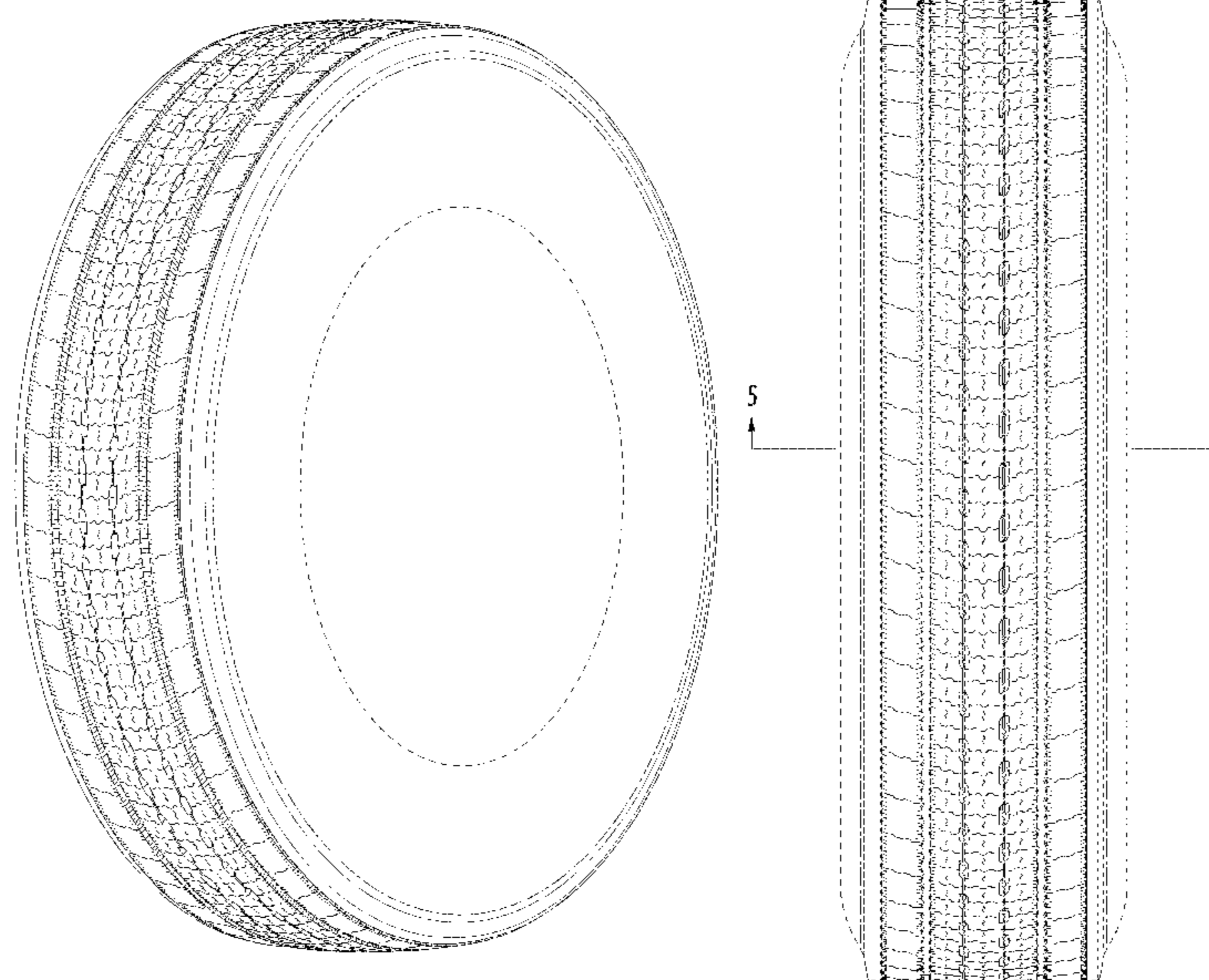
FIG. 3 is a side elevation view of the right side thereof;

FIG. 4 is a side elevation view of the left side thereof; and,

FIG. 5 is a cross-sectional view taken along line A-A of FIG. 2.

In the drawings, the broken line disclosure of the tire sidewall and inner bead depicts environmental structure and forms no part of the claimed design.

1 Claim, 5 Drawing Sheets



(56)

References Cited

U.S. PATENT DOCUMENTS

D662,873	S	*	7/2012	Felder	D12/553
D666,965	S	*	9/2012	Aoki	D12/553
D668,206	S		10/2012	Moore et al.	
D691,942	S	*	10/2013	Felder	D12/553
D712,342	S		9/2014	Zhu et al.	
D718,223	S	*	11/2014	Gommez	D12/553
D721,643	S		1/2015	Barrett et al.	
D735,640	S	*	8/2015	Vandaele	D12/553

OTHER PUBLICATIONS

Previously filed design U.S. Appl. No. 29/472,396, filed Nov. 12, 2013.

Previously filed design U.S. Appl. No. 29/472,404, filed Nov. 12, 2013.

* cited by examiner

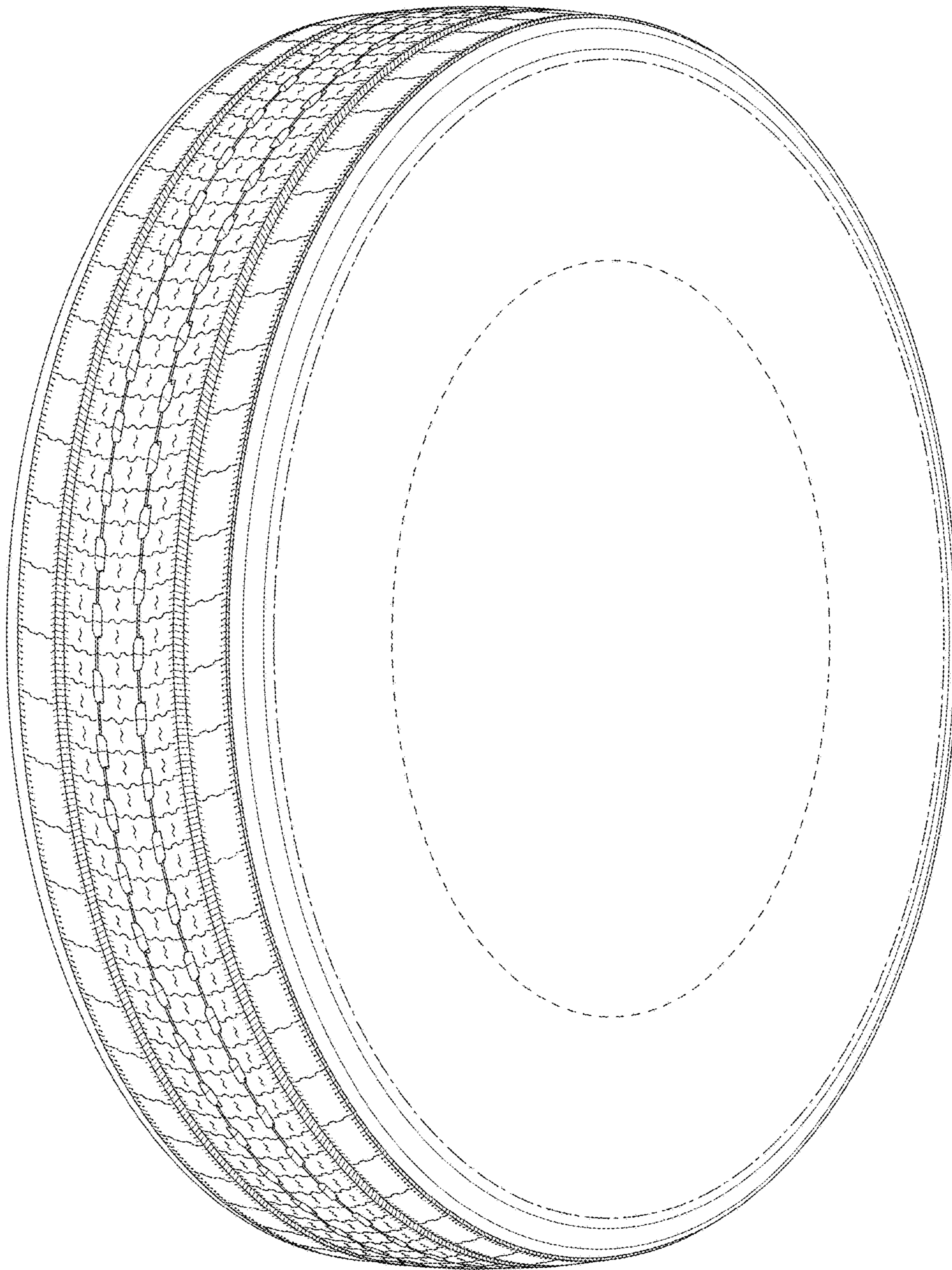


FIG. 1

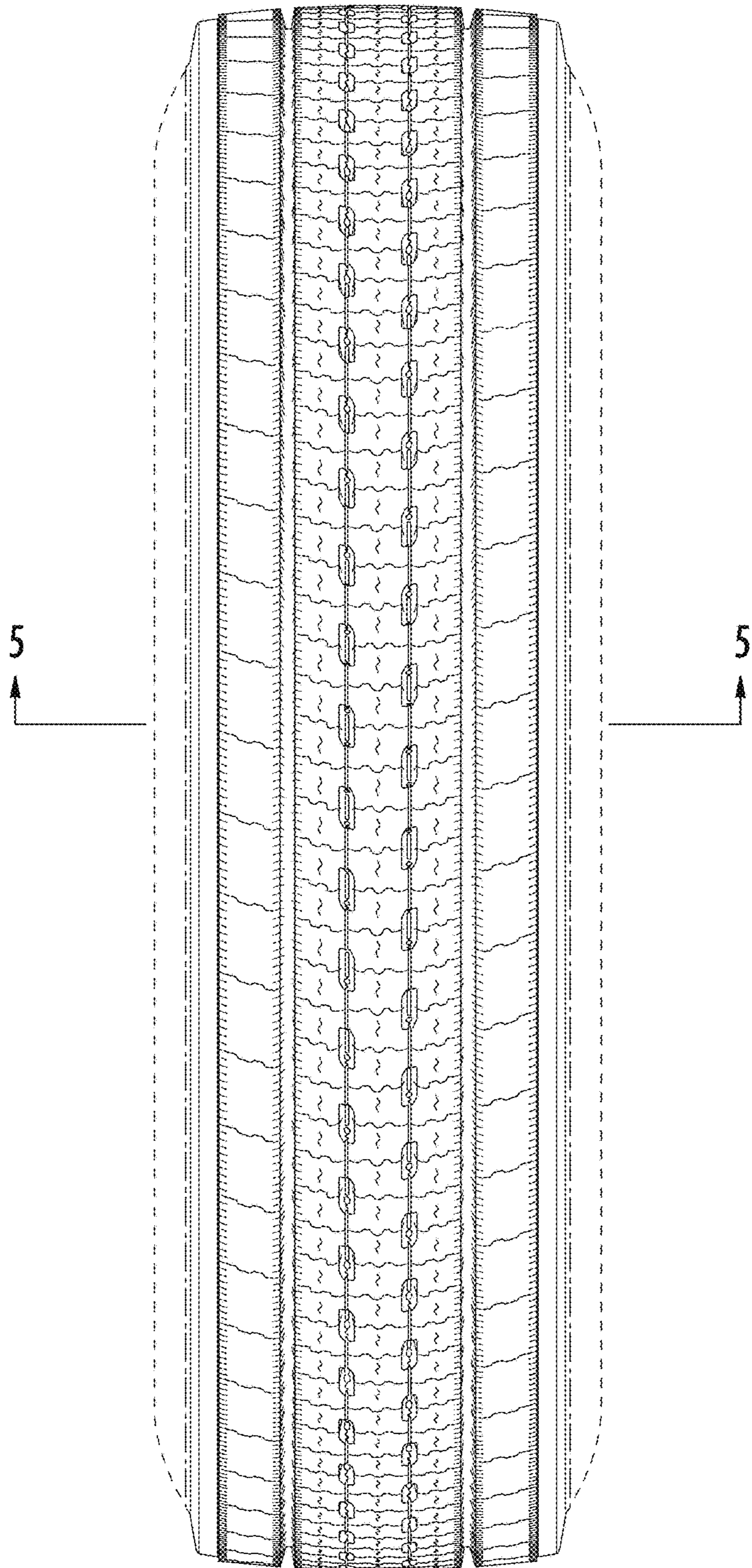


FIG. 2

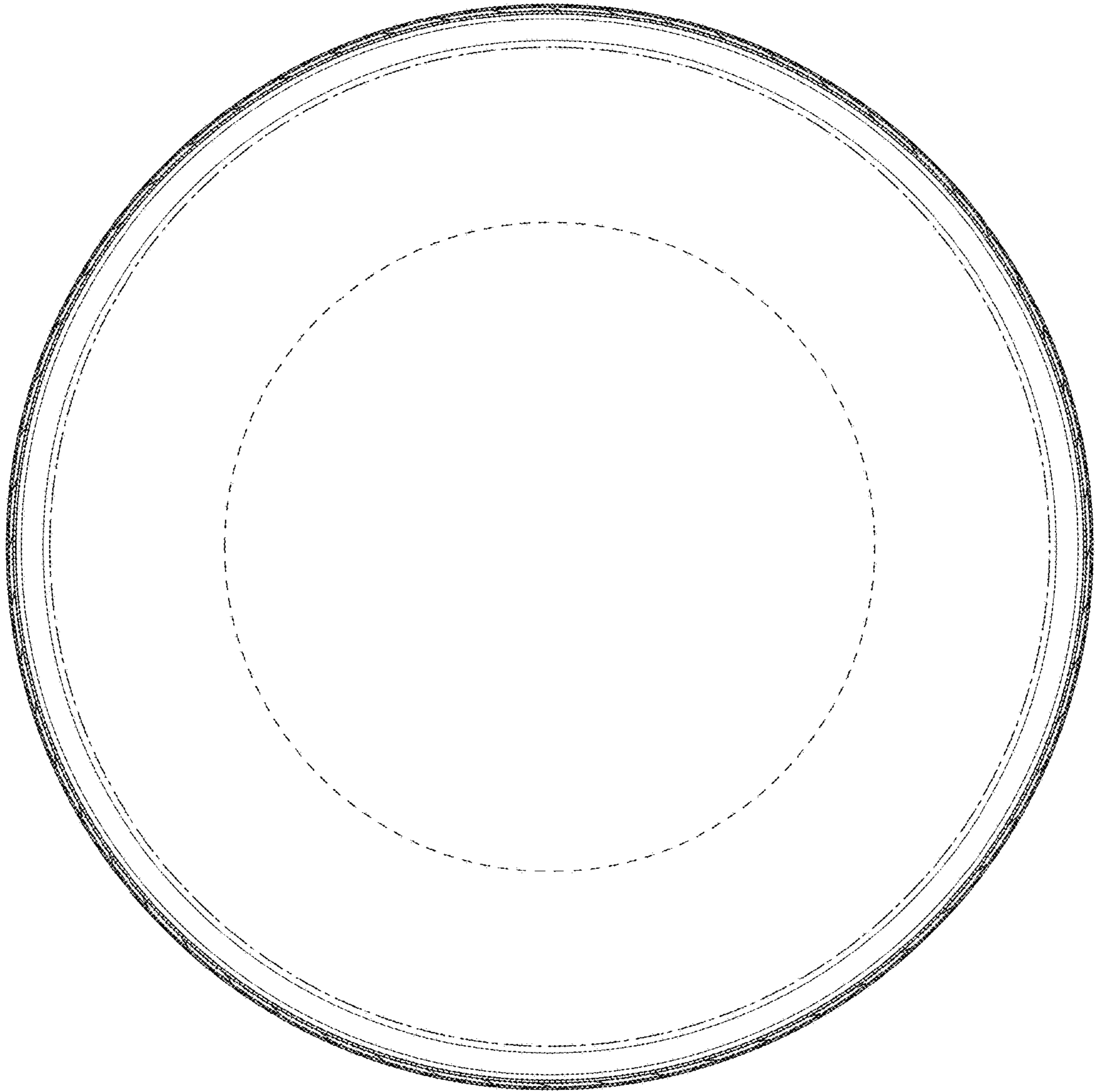


FIG. 3

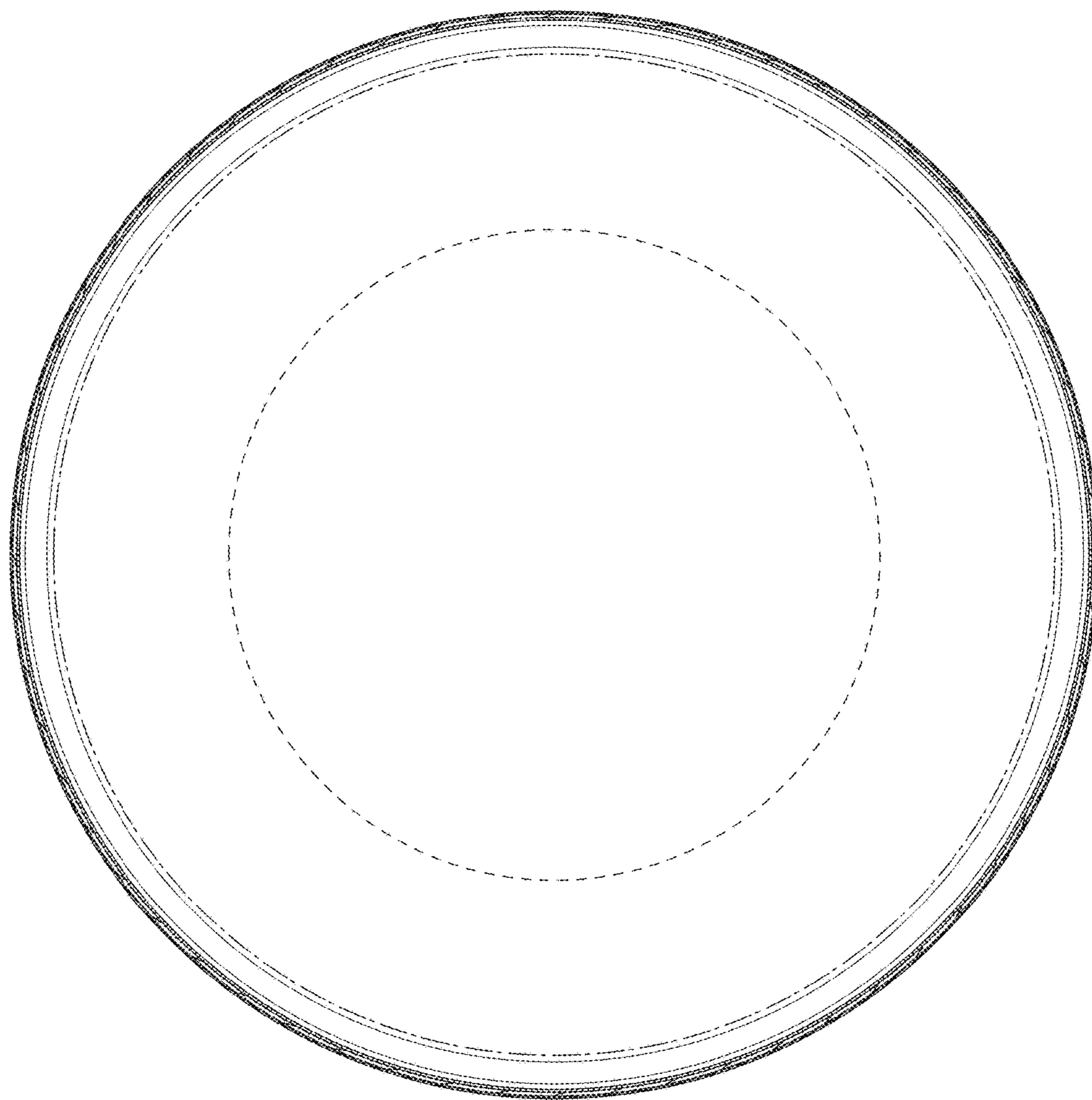


FIG. 4




FIG. 5