



US00D784231S

(12) **United States Design Patent**
Henstridge

(10) **Patent No.:** **US D784,231 S**

(45) **Date of Patent:** **** Apr. 18, 2017**

(54) **REAR END OF A VEHICLE**

(71) Applicant: **Jaguar Land Rover Limited**, Whitley,
Coventry (GB)

(72) Inventor: **Sean Henstridge**, Coventry (GB)

(73) Assignee: **Jaguar Land Rover Limited**, Whitley,
Coventry (GB)

(**) Term: **15 Years**

(21) Appl. No.: **29/556,278**

(22) Filed: **Feb. 29, 2016**

(30) **Foreign Application Priority Data**

Sep. 4, 2015 (EM) 002766733

(51) **LOC (10) Cl.** **12-16**

(52) **U.S. Cl.**
USPC **D12/196**

(58) **Field of Classification Search**

USPC D12/190, 192, 196, 83, 181, 163, 164,
D12/169, 167, 171, 216, 86, 90, 91, 92

CPC B62D 24/00; B62D 24/02; B62D 25/02;
B62D 25/18; B62D 25/08; B62D 35/00;
B60J 5/04; B60R 19/02; B60R 19/04

See application file for complete search history.

(56) **References Cited**

U.S. PATENT DOCUMENTS

8,210,600 B1 * 7/2012 Verhee B62D 35/005
296/180.1

D683,268 S * 5/2013 Musk D12/92

D718,188 S * 11/2014 Wheel D12/91

D731,933 S * 6/2015 Beaven D12/164

D734,222 S * 7/2015 Duff D12/169
D736,125 S * 8/2015 Kamiura D12/169
D743,851 S * 11/2015 Frascella D12/164
D746,189 S * 12/2015 Yamamoto D12/169
D756,849 S * 5/2016 Garcia Lopez D12/92
D760,129 S * 6/2016 Whang D12/169
D762,142 S * 7/2016 Battams D12/91
D763,743 S * 8/2016 Hatton D12/164
D763,758 S * 8/2016 Luk D12/196
D766,784 S * 9/2016 Arroba D12/169

* cited by examiner

Primary Examiner — Daniel Bui

Assistant Examiner — Andrew Kerr

(74) *Attorney, Agent, or Firm* — Wood Herron & Evans
LLP

(57) **CLAIM**

The ornamental design for a rear end of a vehicle, as shown
and described.

DESCRIPTION

FIG. 1 is a right, front perspective view of a rear end of a
vehicle, showing my new invention;

FIG. 2 is a left rear perspective view of the rear end of a
vehicle shown in FIG. 1.

FIG. 3 is a right rear perspective view thereof.

FIG. 4 is a rear view thereof.


FIG. 5 is a left side view thereof.

FIG. 6 is a right side view thereof; and,

FIG. 7 is a top view thereof.

The broken line surrounding the dark image represents the
boundary of the claimed design and the de-emphasized or
half-toned portion represents unclaimed environment and
forms no part of the claimed design.

1 Claim, 7 Drawing Sheets






FIG. 1




FIG. 2




FIG. 3



FIG. 4




FIG. 5




FIG. 6

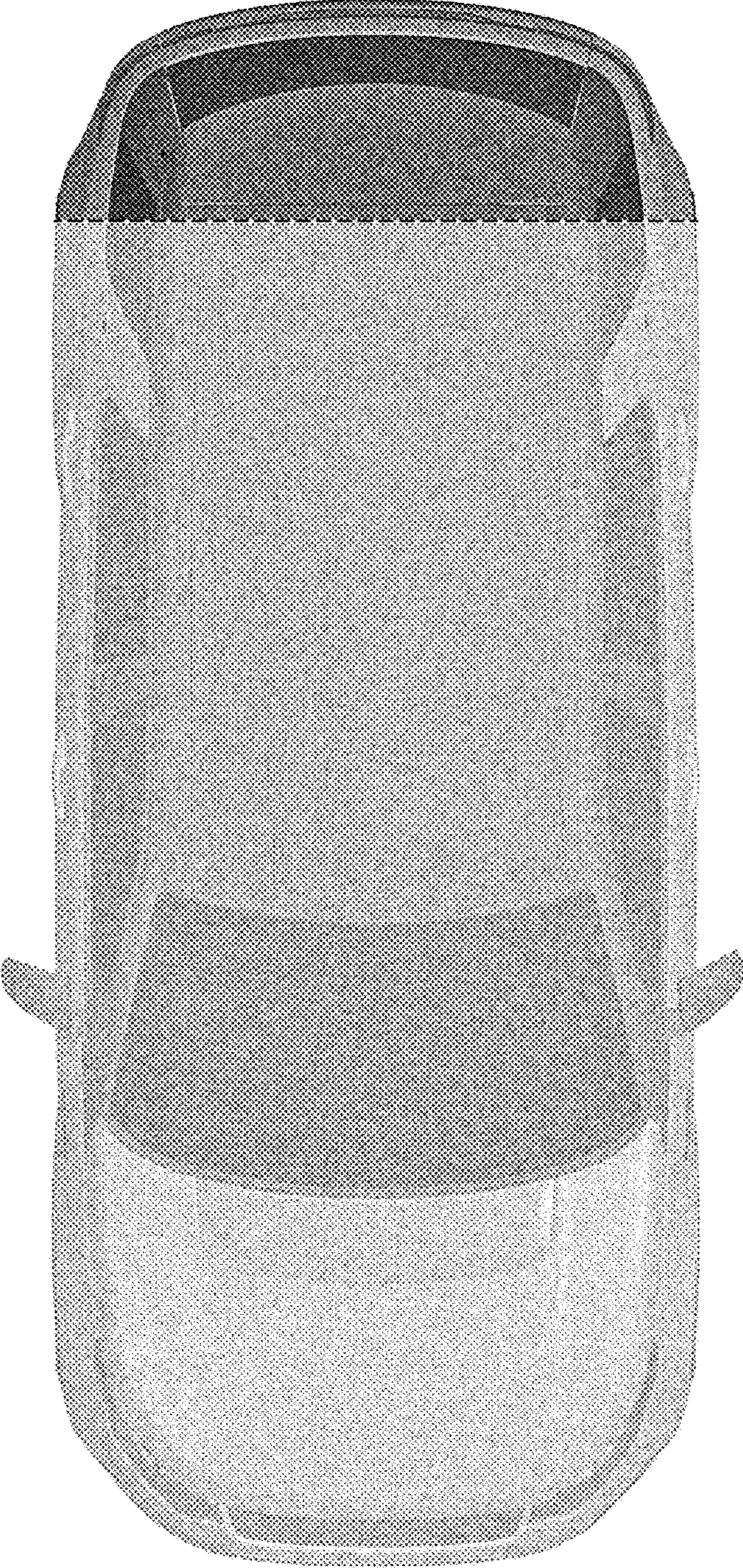


FIG. 7