



US00D784229S

(12) **United States Design Patent** (10) **Patent No.:** **US D784,229 S**  
**Nagano** (45) **Date of Patent:** **\*\* Apr. 18, 2017**

(54) **EXHAUST ADAPTER**  
(71) Applicant: **NORITZ CORPORATION**, Hyogo (JP)  
(72) Inventor: **Takanori Nagano**, Kakogawa (JP)  
(73) Assignee: **NORITZ CORPORATION**, Hyogo (JP)

2011/0074149 A1 3/2011 Matsui et al.  
2011/0240143 A1 10/2011 Lang et al.  
2012/0272928 A1 11/2012 Kameyama et al.  
2012/0323221 A1 12/2012 Gallo et al.  
2015/0056903 A1 2/2015 Nagano et al.  
2015/0219000 A1 8/2015 Nojiri et al.  
2016/0053997 A1\* 2/2016 Hasegawa ..... F23L 17/02  
126/307 R

(\*\*) Term: **15 Years**  
(21) Appl. No.: **29/541,945**  
(22) Filed: **Oct. 9, 2015**

**FOREIGN PATENT DOCUMENTS**

JP S61-007424 Y2 3/1986  
JP H01-189410 A 7/1989  
JP H05-023945 Y2 6/1993  
JP 2000-179750 A 6/2000  
JP 2006-349327 A 12/2006  
JP 2009-281057 A 12/2009

\* cited by examiner

**Related U.S. Application Data**

(62) Division of application No. 29/492,341, filed on May 30, 2014, now Pat. No. Des. 751,479.  
(51) **LOC (10) Cl.** ..... **12-16**  
(52) **U.S. Cl.**  
USPC ..... **D12/194; D23/320**  
(58) **Field of Classification Search**  
USPC ..... D23/320; D8/349-352; 122/424, 365;  
285/41, 42, 46, 53, 65, 223, 226, 405,  
285/903; D12/194  
CPC ... B60H 1/00; B60H 1/00021; B60H 1/00271  
See application file for complete search history.

*Primary Examiner* — Michael A Pratt  
(74) *Attorney, Agent, or Firm* — Studebaker & Brackett PC

(57) **CLAIM**

The ornamental design for an exhaust adapter, as shown and described.

**DESCRIPTION**

FIG. 1 is a front view of an exhaust adapter having its outer circumference supported by an exhaust pipe and its inner circumference supporting an exhaust tube in accordance with the present design;  
FIG. 2 is a rear view thereof;  
FIG. 3 is a top plan view thereof;  
FIG. 4 is a bottom plan view thereof;  
FIG. 5 is a right side view thereof;  
FIG. 6 is a left side view thereof;  
FIG. 7 is a perspective view thereof; and,  
FIG. 8 is a cross sectional view thereof.

(56) **References Cited**

**U.S. PATENT DOCUMENTS**

3,208,914 A 9/1965 Dickson  
3,306,109 A 2/1967 Caparone  
4,844,274 A 7/1989 Sterk  
6,431,046 B1\* 8/2002 Okpokowuruk ..... F01L 25/02  
137/625.63  
8,596,226 B2 12/2013 McAnally et al.  
D751,479 S \* 3/2016 Nagano ..... D12/194  
2010/0269943 A1 10/2010 Arai

**1 Claim, 4 Drawing Sheets**




FIG. 1




FIG. 2




FIG. 3

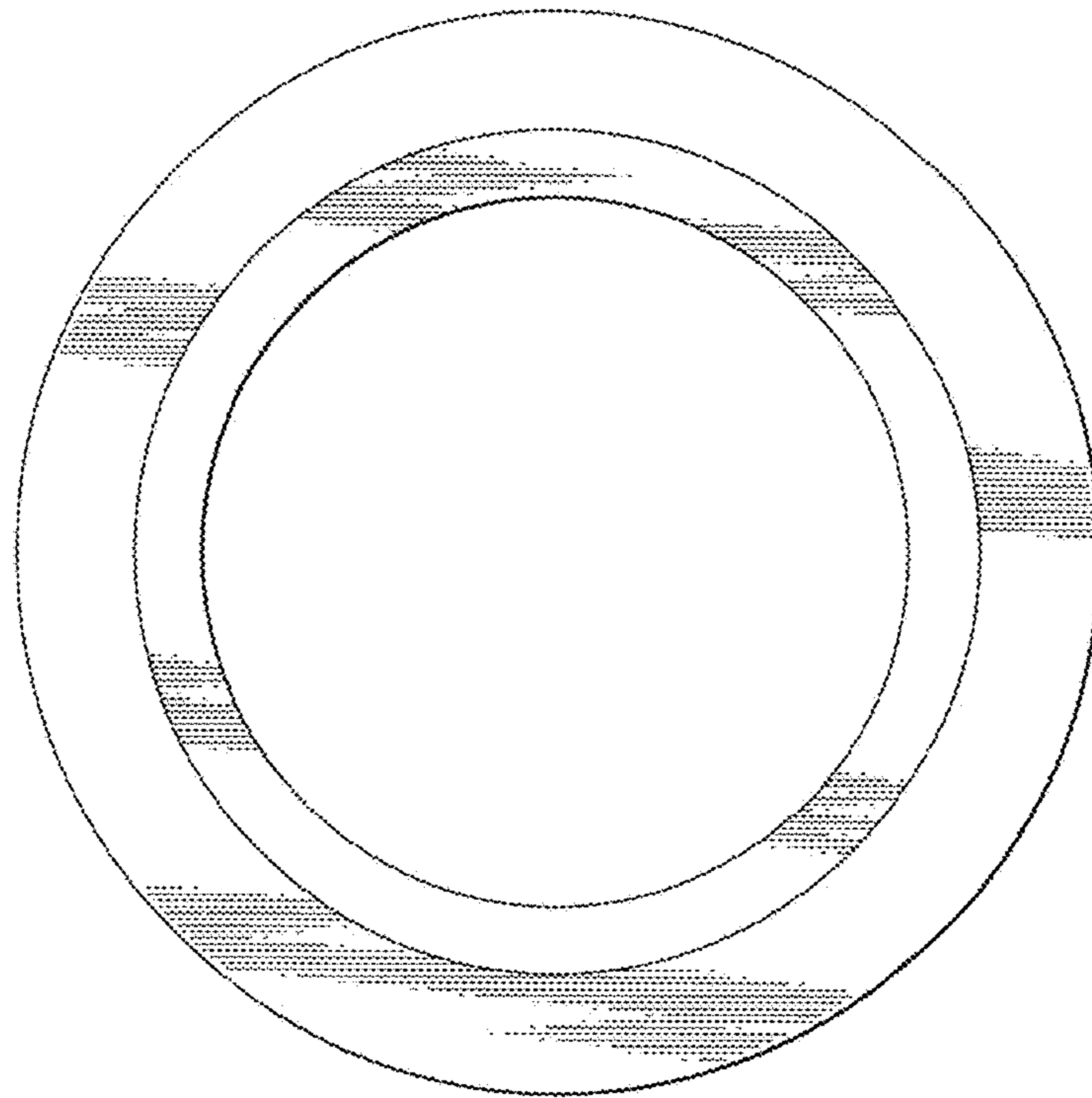


FIG. 4

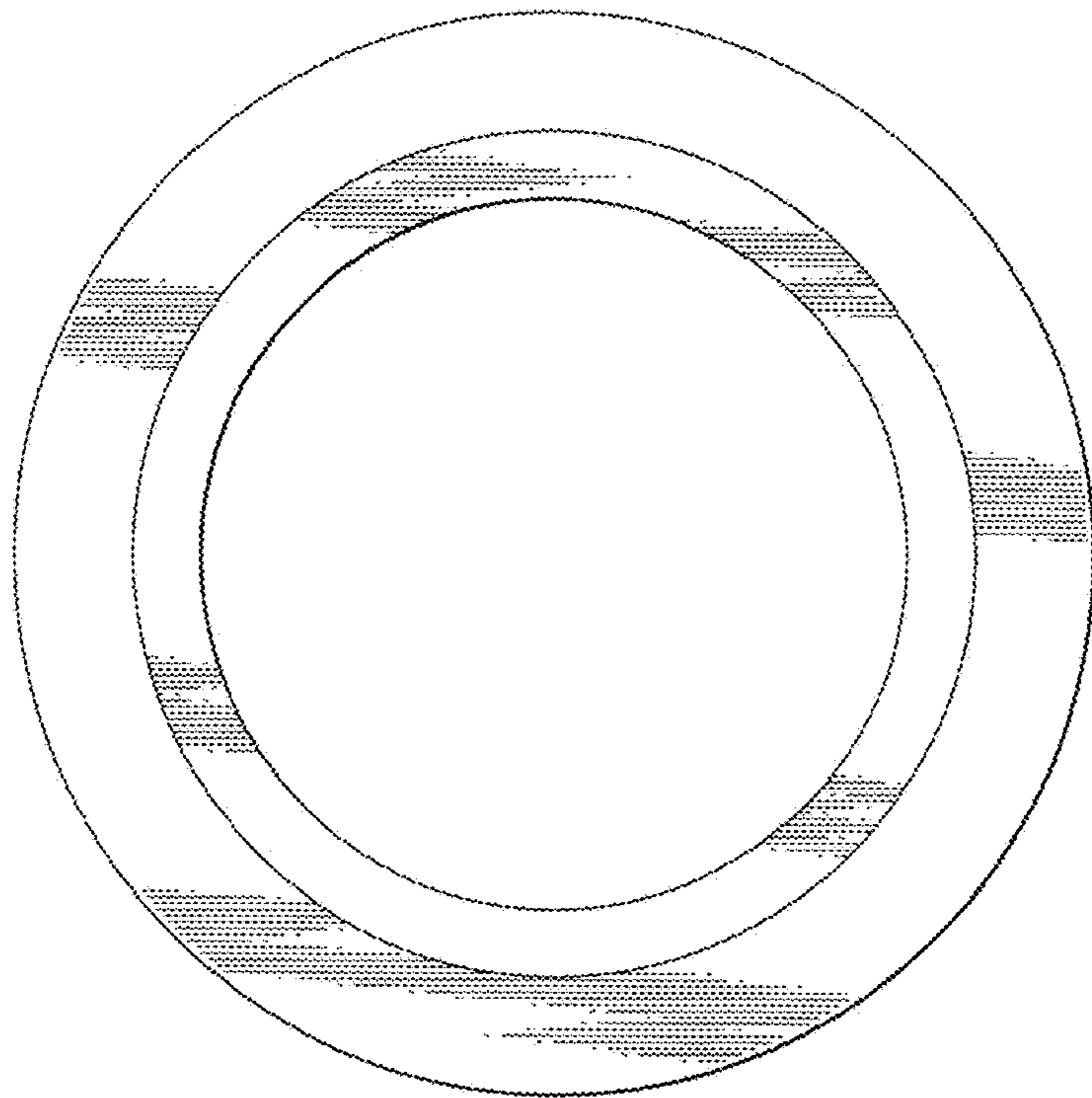


FIG. 5




FIG. 6




FIG. 7

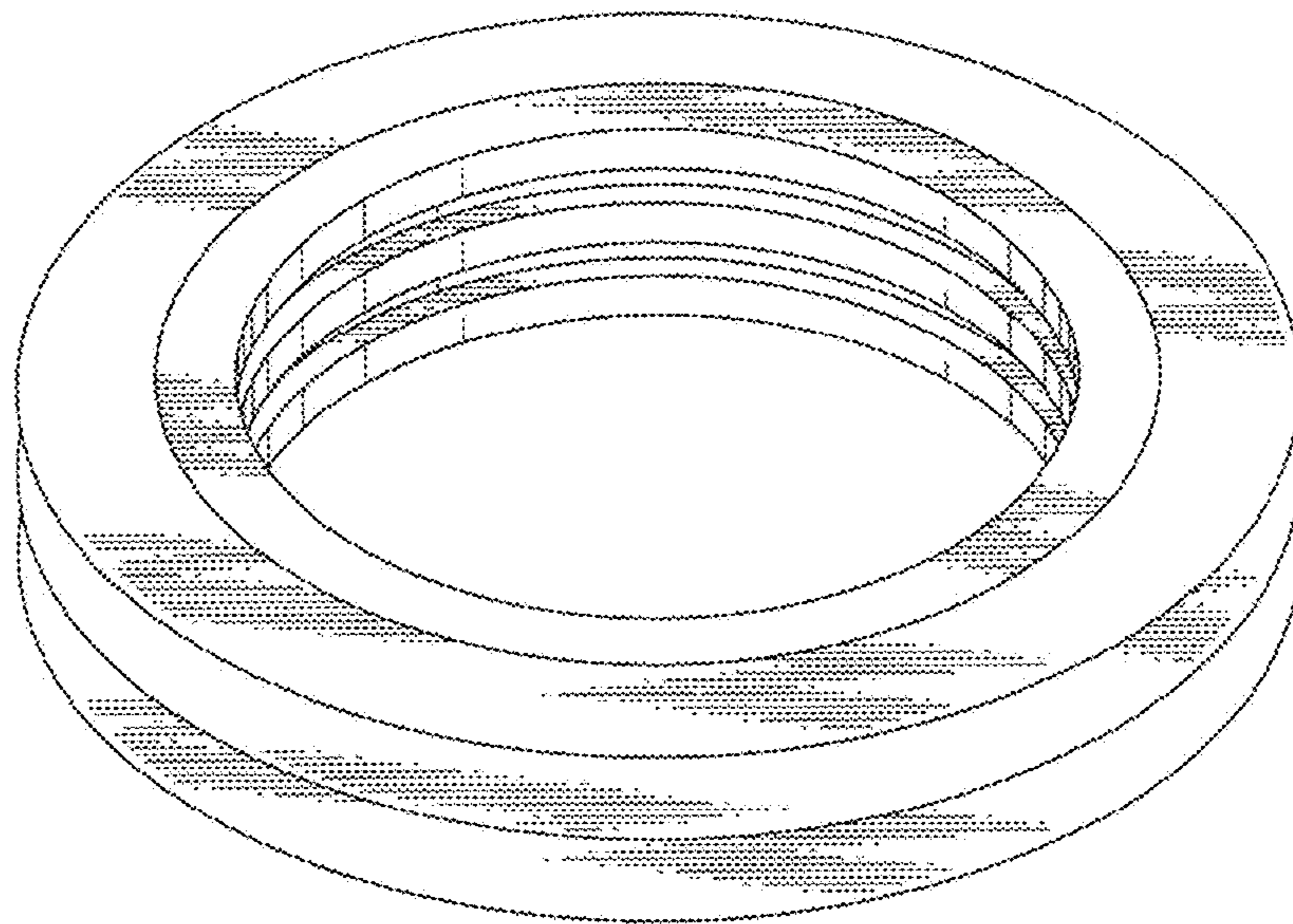


FIG. 8

