



US00D784215S

(12) **United States Design Patent**
Peat et al.

(10) **Patent No.:** **US D784,215 S**

(45) **Date of Patent:** **** Apr. 18, 2017**

(54) **FRONT BUMPER**

(71) Applicant: **Jaguar Land Rover Limited**, Whitley,
Coventry (GB)

(72) Inventors: **Anthony Peat**, Coventry (GB); **Joe Buck**, Coventry (GB)

(73) Assignee: **Jaguar Land Rover Limited**, Whitley,
Coventry (GB)

(**) Term: **15 Years**

(21) Appl. No.: **29/537,991**

(22) Filed: **Aug. 31, 2015**

(30) **Foreign Application Priority Data**

Mar. 16, 2015 (EM) 002656330

(51) **LOC (10) Cl.** **12-16**

(52) **U.S. Cl.**
USPC **D12/169**

(58) **Field of Classification Search**
USPC D12/86, 90-92, 164, 169; D21/421, 433,
D21/434; 296/181.1, 181.5
CPC B62D 35/00; B62D 25/00; B62D 25/06;
B62D 33/00
See application file for complete search history.

(56) **References Cited**

U.S. PATENT DOCUMENTS

D704,101 S * 5/2014 Beaven D12/92
D711,287 S * 8/2014 Butterworth D12/92

D711,288 S * 8/2014 Butterworth D12/92
D718,662 S * 12/2014 Ishizuka D12/92
D719,878 S * 12/2014 Webber D12/92
D726,074 S * 4/2015 Beaven D12/92
D731,922 S * 6/2015 Beaven D12/91
D740,177 S * 10/2015 Callum D12/92
D758,921 S * 6/2016 Hatton D12/92

* cited by examiner

Primary Examiner — Melody N Brown

(74) *Attorney, Agent, or Firm* — Wood Herron & Evans
LLP

(57) **CLAIM**


The ornamental design for a front bumper, as shown and described.

DESCRIPTION

FIG. 1 is a left, front perspective view of a front bumper for a vehicle showing my new design;
FIG. 2 is a right, rear perspective view thereof;
FIG. 3 is a front elevational view thereof;
FIG. 4 is a rear elevational view thereof;
FIG. 5 is a left side elevational view thereof;
FIG. 6 is a right side elevational view; and,
FIG. 7 is a top plan view thereof.

The portions of the vehicle shown in de-emphasized and half-tone portions outside the broken lines and the broken lines representing the boundary and configuration of what is claimed as the design are for environmental and illustrative purposes only and form no part of the claimed design.

1 Claim, 6 Drawing Sheets






FIG. 1




FIG. 2




FIG. 3




FIG. 4




FIG. 5




FIG. 6




FIG. 7

UNITED STATES PATENT AND TRADEMARK OFFICE
CERTIFICATE OF CORRECTION

PATENT NO. : D784,215 S
APPLICATION NO. : 29/537991
DATED : April 18, 2017
INVENTOR(S) : Anthony Peat et al.

Page 1 of 2

It is certified that error appears in the above-identified patent and that said Letters Patent is hereby corrected as shown below:

On the Title Page

At Column 2, item (57), Description, Line 2, "a vehicle showing my new design;" should read --a vehicle showing our new design;--.

At Column 2, item (57), Description, Line 9, the description of Fig. 8 is missing, should read -- Fig. 8 is another left, front perspective view thereof, with the portions of the vehicle shown in de-emphasized and half-tone portions outside the broken lines and the broken lines representing the boundary and configuration of what is claimed as the design are for environmental and illustrative purposes only and form no part of the claimed design.--.

Under the Description "1 Claim, 6 Drawing Sheets" should read --1 Claim, 7 Drawing Sheets--.

In the Drawings

Add FIG. 8 as shown on the attached page.

Signed and Sealed this
Eighteenth Day of September, 2018



Andrei Iancu
Director of the United States Patent and Trademark Office



FIG. 8