



US00D784191S

(12) **United States Design Patent**
Quigley

(10) **Patent No.:** **US D784,191 S**

(45) **Date of Patent:** **** Apr. 18, 2017**

- (54) **TENSION BELT CLIP**
- (71) Applicant: **Laurie Quigley**, Anchor Point, AK
(US)
- (72) Inventor: **Laurie Quigley**, Anchor Point, AK
(US)
- (**) Term: **15 Years**
- (21) Appl. No.: **29/547,480**
- (22) Filed: **Dec. 4, 2015**
- (51) **LOC (10) Cl.** **02-07**
- (52) **U.S. Cl.**
USPC **D11/210**
- (58) **Field of Classification Search**
USPC D11/1-2, 200-201, 206-210, 214-218;
24/163 R, 169-171, 173, 177-179, 191,
24/194-195, 197, 200, 614-616, 625,
24/198, 578.11, 578.1, 163 K, 114
CPC A44B 11/26; A44B 11/25; A44B 11/06
See application file for complete search history.

3,121,270	A *	2/1964	van den Broek	B65D 63/16
					24/197
4,457,051	A *	7/1984	Bartolini	A41H 37/08
					24/114.6
5,432,985	A *	7/1995	Bernart	A44B 11/04
					24/200
D445,723	S *	7/2001	Kim	D11/218
D447,091	S *	8/2001	Fildan	D11/210
6,435,940	B1 *	8/2002	Fildan	A41F 1/006
					24/198
D612,765	S *	3/2010	Fildan	D11/200
D645,782	S	9/2011	Nykoluk		
D671,447	S	11/2012	Nerison, Sr.		
D680,027	S *	4/2013	Haas	D11/201
D682,155	S	5/2013	Parsons		
D683,263	S	5/2013	Paik		
D711,775	S	8/2014	Paik et al.		

* cited by examiner

Primary Examiner — Ralf Seifert

(57) **CLAIM**

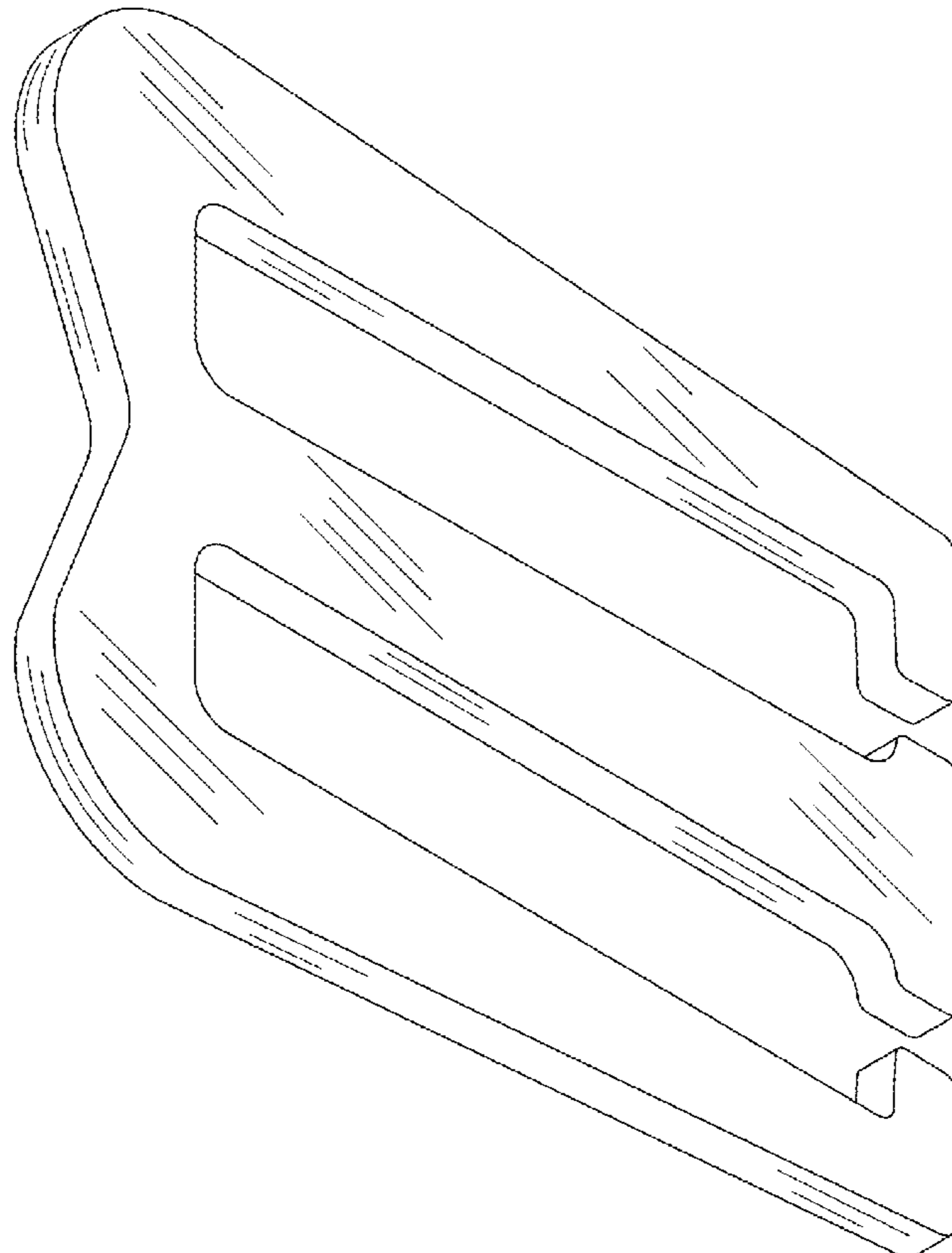
The ornamental design for a tension belt clip, as shown and described.

DESCRIPTION

FIG. 1 is a top view of a tension belt clip design;
FIG. 2 is a side view thereof;
FIG. 3 is a front view thereof; and,
FIG. 4 is a perspective view thereof.

1 Claim, 2 Drawing Sheets

- (56) **References Cited**
U.S. PATENT DOCUMENTS
D65,201 S 7/1924 Rosenblum
D92,375 S 5/1934 Statter
RE21,619 E * 11/1940 Schottenfels A41F 11/02
24/198






Fig. 1




Fig. 3




Fig. 2

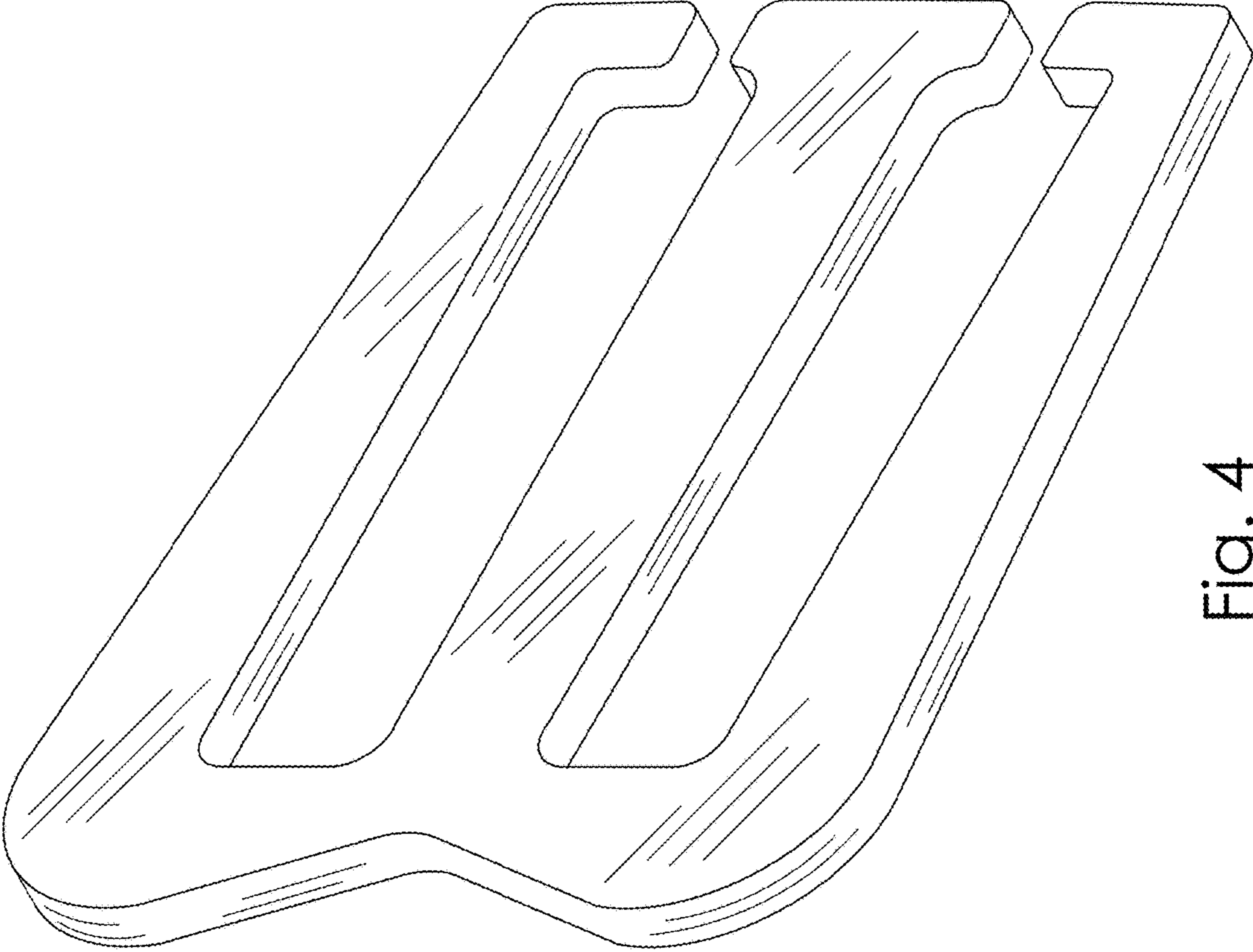


Fig. 4