



US00D784185S

(12) **United States Design Patent**  
**York et al.**

(10) **Patent No.:** **US D784,185 S**  
(45) **Date of Patent:** **\*\* Apr. 18, 2017**

- (54) **TREE TOPPER**
- (71) Applicant: **Seasonal Specialties, LLC**, Eden Prairie, MN (US)
- (72) Inventors: **Brian E. York**, Eagan, MN (US); **Lindsay Gruetzmacher**, St. Paul, MN (US); **Maggie Gross**, Minneapolis, MN (US); **Stella Mraovic**, Eden Prairie, MN (US)
- (73) Assignee: **Seasonal Specialties, LLC**, Eden Prairie, MN (US)

D105,064 S	6/1937	Plau	
D109,142 S	4/1938	Kranz et al.	
2,132,297 A	10/1938	Horowitz	
2,145,737 A *	1/1939	Sadacca .....	A47G 33/08 362/121
2,153,395 A *	4/1939	Sadacca .....	A47G 33/0836 362/807
2,199,434 A	5/1940	Koonz	
2,199,435 A *	5/1940	Koonz .....	A47G 33/0836 362/121
2,201,201 A	5/1940	Protz	
D121,522 S *	7/1940	Petry .....	D26/125
2,217,877 A *	10/1940	Petry .....	A47G 33/0836 362/121
2,357,425 A *	9/1944	Price .....	A47G 33/08 156/214
D151,755 S	11/1948	Glunz et al.	
D153,642 S	5/1949	Silverman	

(\*\*) Term: **15 Years**

(21) Appl. No.: **29/564,372**

(22) Filed: **May 12, 2016**

**Related U.S. Application Data**

- (62) Division of application No. 29/502,568, filed on Sep. 17, 2014, now Pat. No. Des. 759,539.
- (51) **LOC (10) Cl.** ..... **11-05**
- (52) **U.S. Cl.**  
USPC ..... **D11/124**
- (58) **Field of Classification Search**  
USPC ..... D11/117, 121, 124, 125, 130, 131, 132, D11/133, 157; 428/7, 8, 9, 11, 12  
CPC ..... A47G 33/08; A47G 33/0809; A47G 33/0818; A47G 33/0827; F21S 10/00; B44C 5/00; B44C 5/04; B44C 5/0407; B44C 7/00  
See application file for complete search history.

(56) **References Cited**

**U.S. PATENT DOCUMENTS**

- 1,410,336 A \* 3/1922 Ludwig ..... G09F 13/00  
362/807
- 1,589,018 A 6/1926 Ludwig

*Primary Examiner* — Elizabeth J Oswecki  
(74) *Attorney, Agent, or Firm* — Altera Law Group, LLC

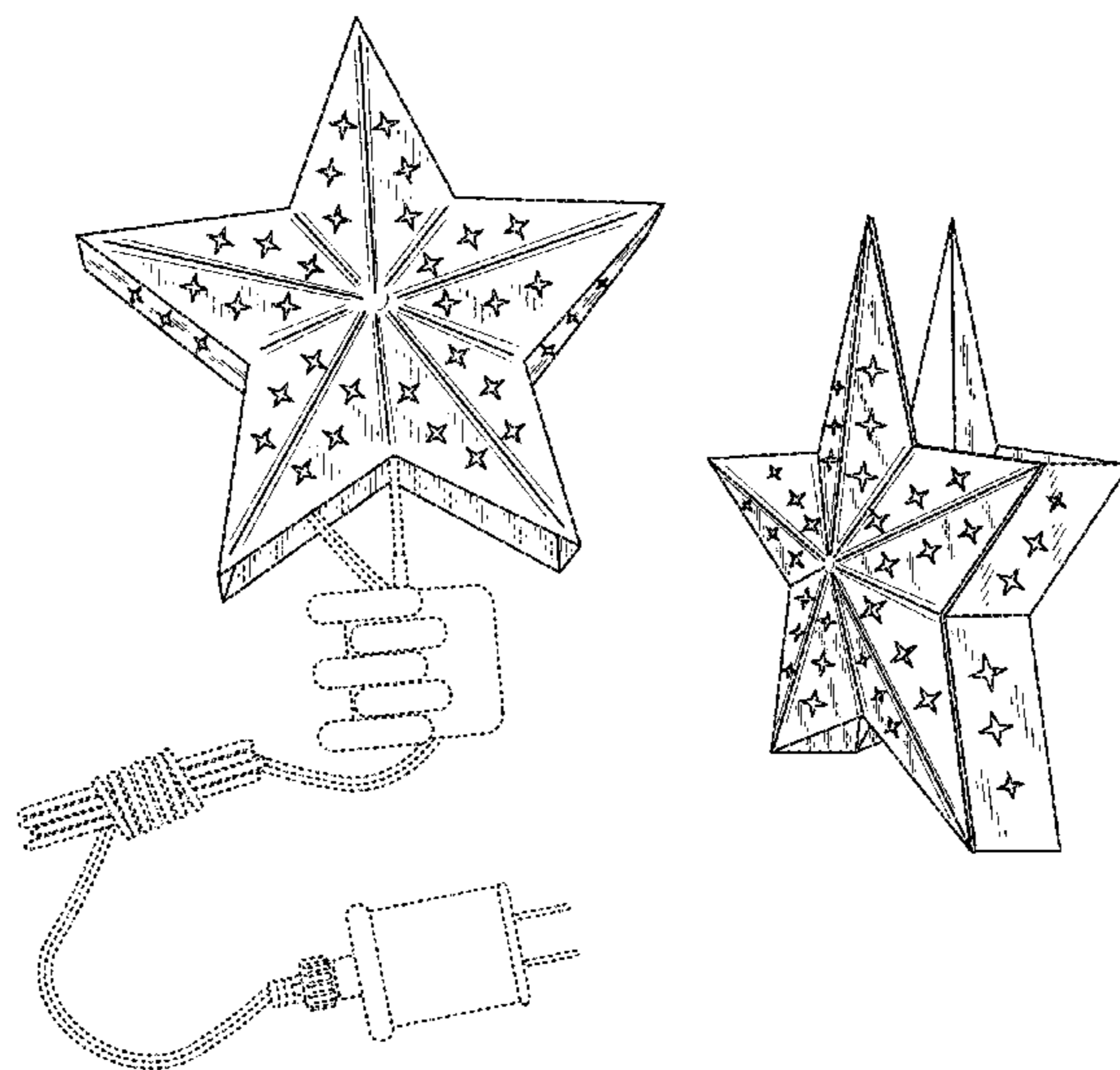
(57) **CLAIM**

The ornamental design for a tree topper, as shown and described.

**DESCRIPTION**

FIG. 1 is a perspective view of a tree topper, showing our new design in a used condition with a hand and cord shown in broken lines;  
FIG. 2 is another perspective view thereof;  
FIG. 3 is a front view thereof, the back view being identical thereof;  
FIG. 4 is a side view thereof, the opposite side view being identical thereof;  
FIG. 5 is a top plan view thereof; and,  
FIG. 6 is a bottom plan view thereof.  
The features shown in broken lines depict environmental subject matter only and form no part of the claimed design.

**1 Claim, 4 Drawing Sheets**





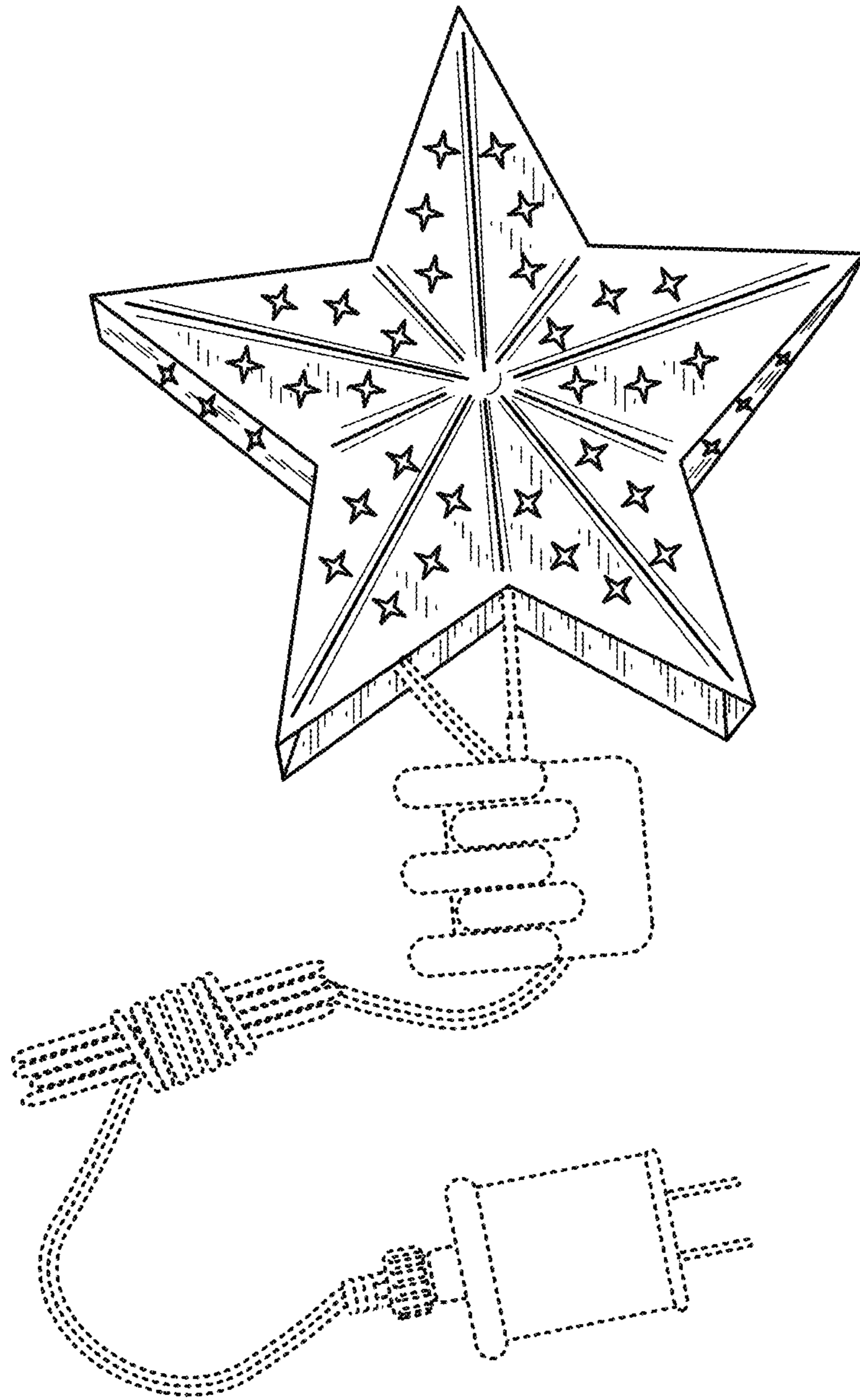




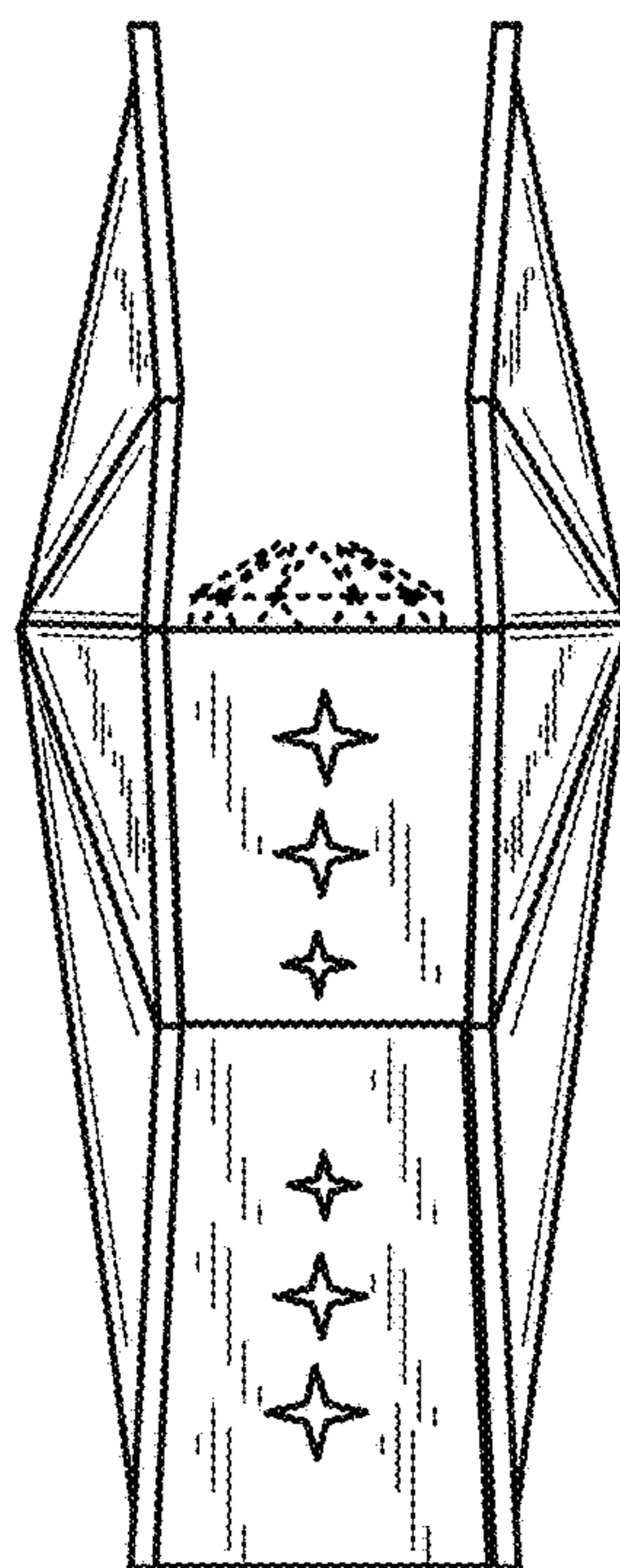
FIG. 1



**FIG. 2**



**FIG. 3**



**FIG. 4**

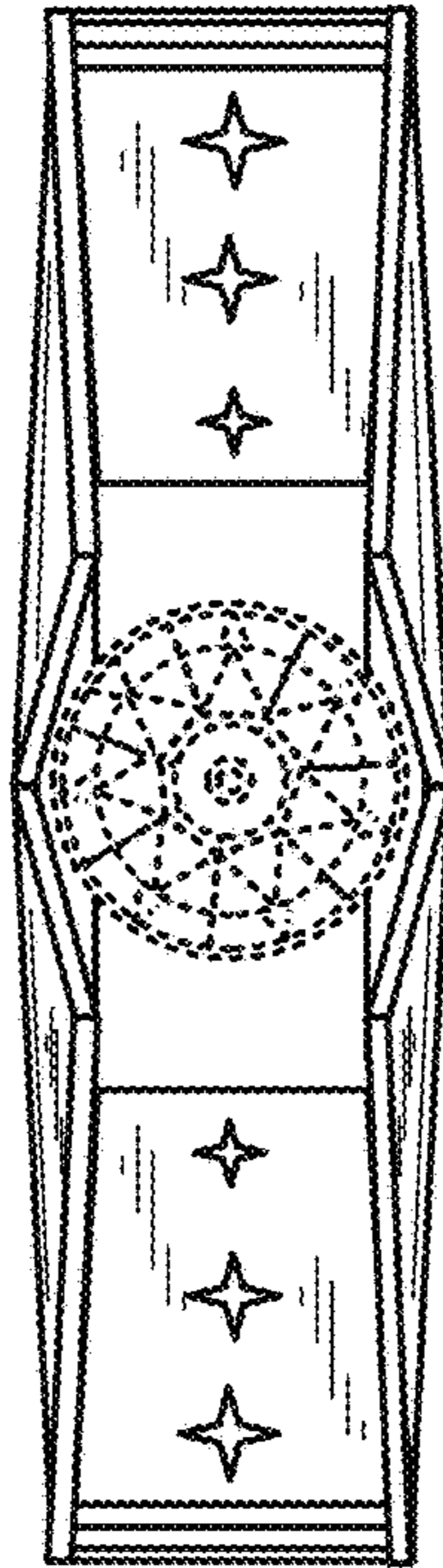


FIG. 5

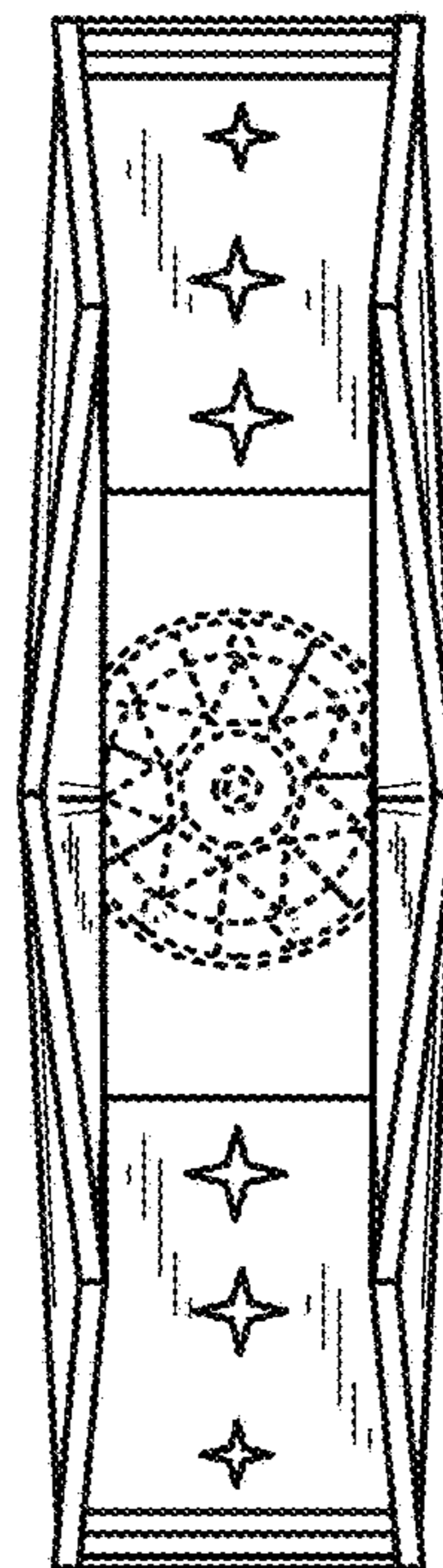


FIG. 6