



US00D784184S

(12) **United States Design Patent** (10) **Patent No.:** **US D784,184 S**
Comolli (45) **Date of Patent:** **** Apr. 18, 2017**

(54) **TULIP RING**
(71) Applicant: **Tamara Comolli**, Gmund/Tegernsee (DE)
(72) Inventor: **Tamara Comolli**, Gmund/Tegernsee (DE)

D132,895 S * 6/1942 Greene D11/36
D190,966 S * 7/1961 Corbin D11/36
D203,792 S * 2/1966 Mills 63/29.1
3,693,376 A * 9/1972 Willner A44C 17/0225
63/15.6
D248,741 S * 8/1978 Barr D11/33
D365,038 S * 12/1995 Merritt D11/26
D494,082 S * 8/2004 Hardy D11/26

(**) Term: **15 Years**

(21) Appl. No.: **29/536,295**

(22) Filed: **Aug. 14, 2015**

(30) **Foreign Application Priority Data**

Feb. 16, 2015 (EP) 2 634 527

(51) **LOC (10) Cl.** **11-01**

(52) **U.S. Cl.**
USPC **D11/35**

(58) **Field of Classification Search**
USPC D11/1, 2, 3, 4, 5, 26-39, 91, 92
CPC A44C 5/00; A44C 5/0007; A44C 5/0015;
A44C 5/003; A44C 5/053; A44C 9/00;
A44C 9/0007; A44C 9/0014; A44C
9/0023; A44C 9/003; A44C 9/0038; A44C
9/0046; A44C 9/0053; A44C 9/0061;
A44C 9/0069; A44C 9/0076; A44C
17/0258; A44C 17/0266; A44C 17/0275;
A44C 17/0283; A44C 17/02; A44C
17/0208

See application file for complete search history.

(56) **References Cited**

U.S. PATENT DOCUMENTS

D36,484 S * 8/1903 Horth 63/15
D47,417 S * 6/1915 Faber 63/15
1,548,646 A * 8/1925 Akeson A44C 9/00
428/11
D76,691 S * 10/1928 Lee D11/35

OTHER PUBLICATIONS

[Online] <http://www.galerievoigtshop.de/marke/schmuck/comolli-tamara/pages/4-5/R-TUL-s-TuGr-wg/R-TUL-s-TuGr-wg-ring-tulip-weissgold-750.html>. Retrieved Jun. 21, 2016.*

(Continued)

Primary Examiner — Melanie Pellegrini
(74) *Attorney, Agent, or Firm* — McCoy Russell LLP

(57) **CLAIM**

The ornamental design for a tulip ring, as shown and described.

DESCRIPTION

This application contains at least one drawing executed in color. Copies of this patent or patent application publication with color drawing(s) will be provided by the Office upon request and payment of the necessary fee.

FIG. 1 is a front perspective view of a tulip ring according to the present disclosure;

FIG. 2 is a left side perspective view thereof;


FIG. 3 is a rear perspective view thereof;

FIG. 4 is a right side perspective view thereof;

FIG. 5 is a front, top, and left side perspective view thereof; and,

FIG. 6 is a rear and top perspective view thereof.

1 Claim, 6 Drawing Sheets
(6 of 6 Drawing Sheet(s) Filed in Color)



(56)

References Cited

U.S. PATENT DOCUMENTS

D558,081 S * 12/2007 Minoli D11/26
D566,604 S * 4/2008 Coin D11/35
D674,311 S * 1/2013 Takahashi D11/35
D700,100 S * 2/2014 Hein D11/33
D713,754 S * 9/2014 Pasquetti D11/33

OTHER PUBLICATIONS

[Online] https://img1.etsystatic.com/034/0/7898094/il_340x270.619679699_h1rr.jpg. Retrieved Jun. 21, 2016.*

* cited by examiner

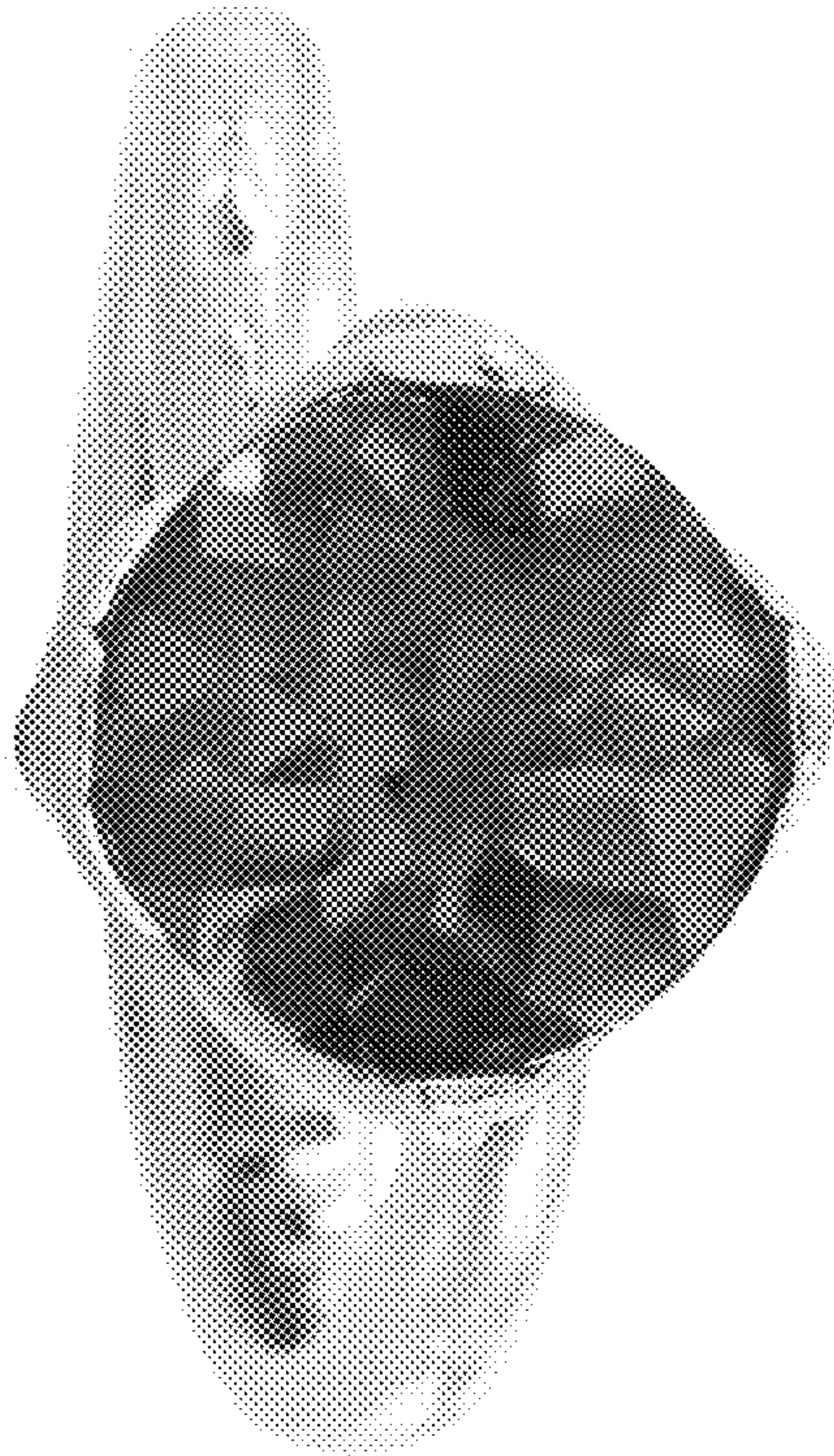


FIG. 1



FIG. 2

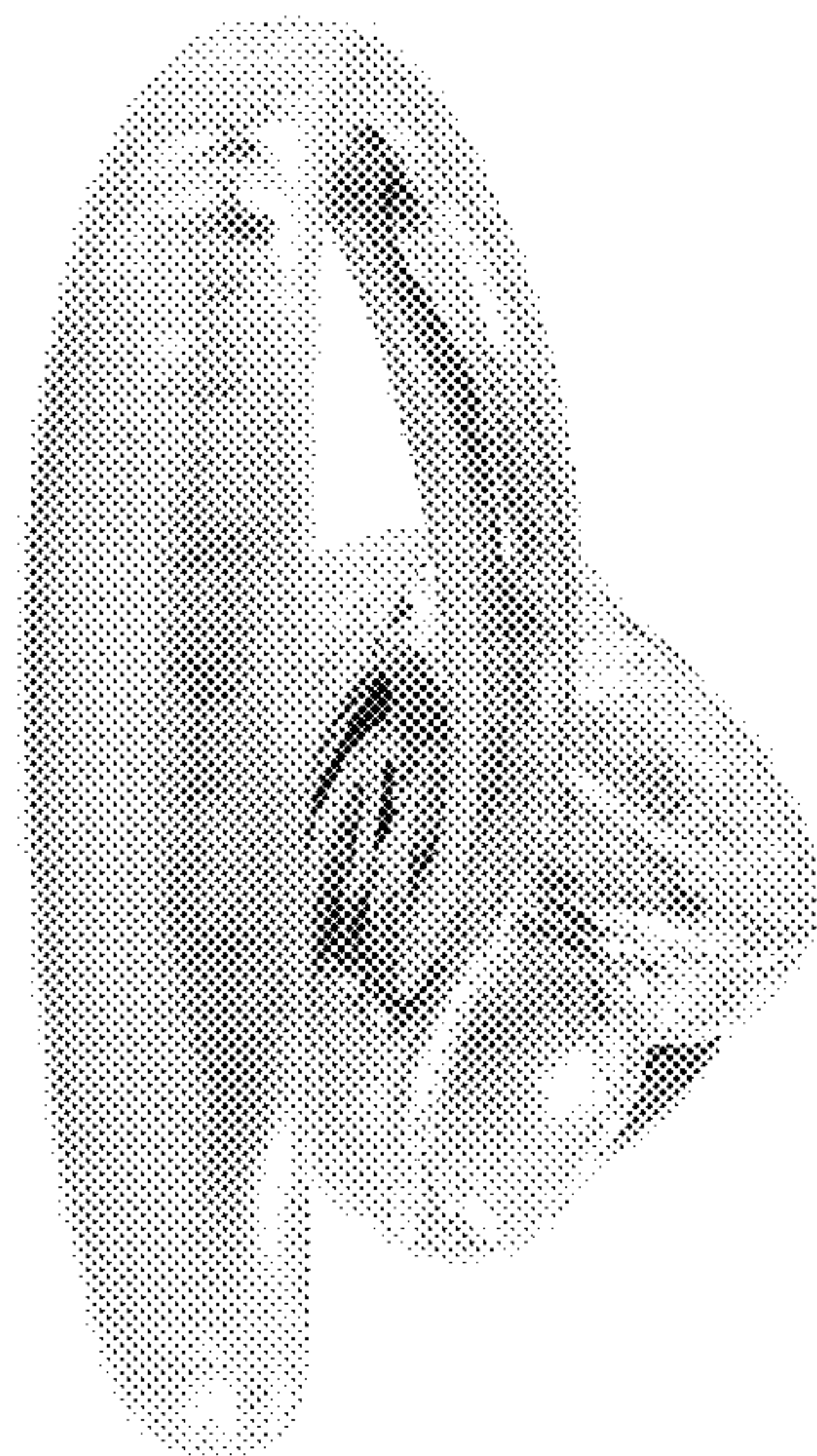


FIG. 3




FIG. 4



FIG. 5



FIG. 6