



US00D784158S

(12) **United States Design Patent** (10) **Patent No.:** **US D784,158 S**
Bray (45) **Date of Patent:** **** *Apr. 18, 2017**

(54) **MULTI-COMPARTMENT RESEALABLE STORAGE BAG**

B65D 33/24; B65D 33/12; B65D 33/008;
B65D 25/04

See application file for complete search history.

(71) Applicant: **MaBelle Bray**, Studio City, CA (US)

(56) **References Cited**

(72) Inventor: **MaBelle Bray**, Studio City, CA (US)

U.S. PATENT DOCUMENTS

(*) Notice: This patent is subject to a terminal disclaimer.

2,276,765 A 3/1942 De Gree
3,503,759 A 3/1970 Wilton
3,749,237 A 7/1973 Dorton

(Continued)

(**) Term: **15 Years**

FOREIGN PATENT DOCUMENTS

(21) Appl. No.: **29/530,292**

JP 3041585 U 9/1997
KR 2010007262 7/2010
KR 200309756 Y1 4/2013

(22) Filed: **Jun. 15, 2015**

OTHER PUBLICATIONS

Related U.S. Application Data

Extended European Search report from 14784891.5—1708 / 2986523 dated Aug. 16, 2016.

(63) Continuation-in-part of application No. 13/866,931, filed on Apr. 19, 2013, now Pat. No. 9,254,940, which is a continuation-in-part of application No. 12/474,250, filed on May 28, 2009, now Pat. No. 8,449,186.

Primary Examiner — Abraham Bahta

(74) *Attorney, Agent, or Firm* — Lawrence N. Ginsberg

(51) **LOC (10) Cl.** **09-05**

(57) **CLAIM**

The ornamental design for a multi-compartment resealable storage bag, as shown and described.

(52) **U.S. Cl.**

USPC **D9/709**

DESCRIPTION

(58) **Field of Classification Search**

USPC D9/702–714, 414–415, 417–418, 737, D9/424, 430–433, 730–732, 756, 761; D7/549, 553.2, 590, 602; D3/201, 203.1, D3/203.3, 303, 202; 206/527, 4.27, 807, 206/260, 811, 103, 203, 207; 220/23.4, 220/500, 666; 229/120.02, 120.011, 229/87.06; 426/114–115, 119, 120; 222/92, 107, 215, 206

CPC B65D 85/00; B65D 75/00; B65D 75/583; B65D 33/00; B65D 33/04; B65D 33/16;

FIG. 1 is a front plan view of a multi-compartment resealable storage bag having a press lock resealing element, showing the new design;
FIG. 2 is a front perspective view of the multi-compartment resealable storage bag of FIG. 1;
FIG. 3 is a top plan view and a bottom plan view of the multi-compartment resealable storage bag of FIG. 1;
FIG. 4 is a side plan view of the multi-compartment resealable storage bag of FIG. 1;
FIG. 5 is a front elevational view of the multi-compartment resealable storage bag of FIG. 1, illustrating the top portion being partially separated from the bottom portion; and,

(Continued)

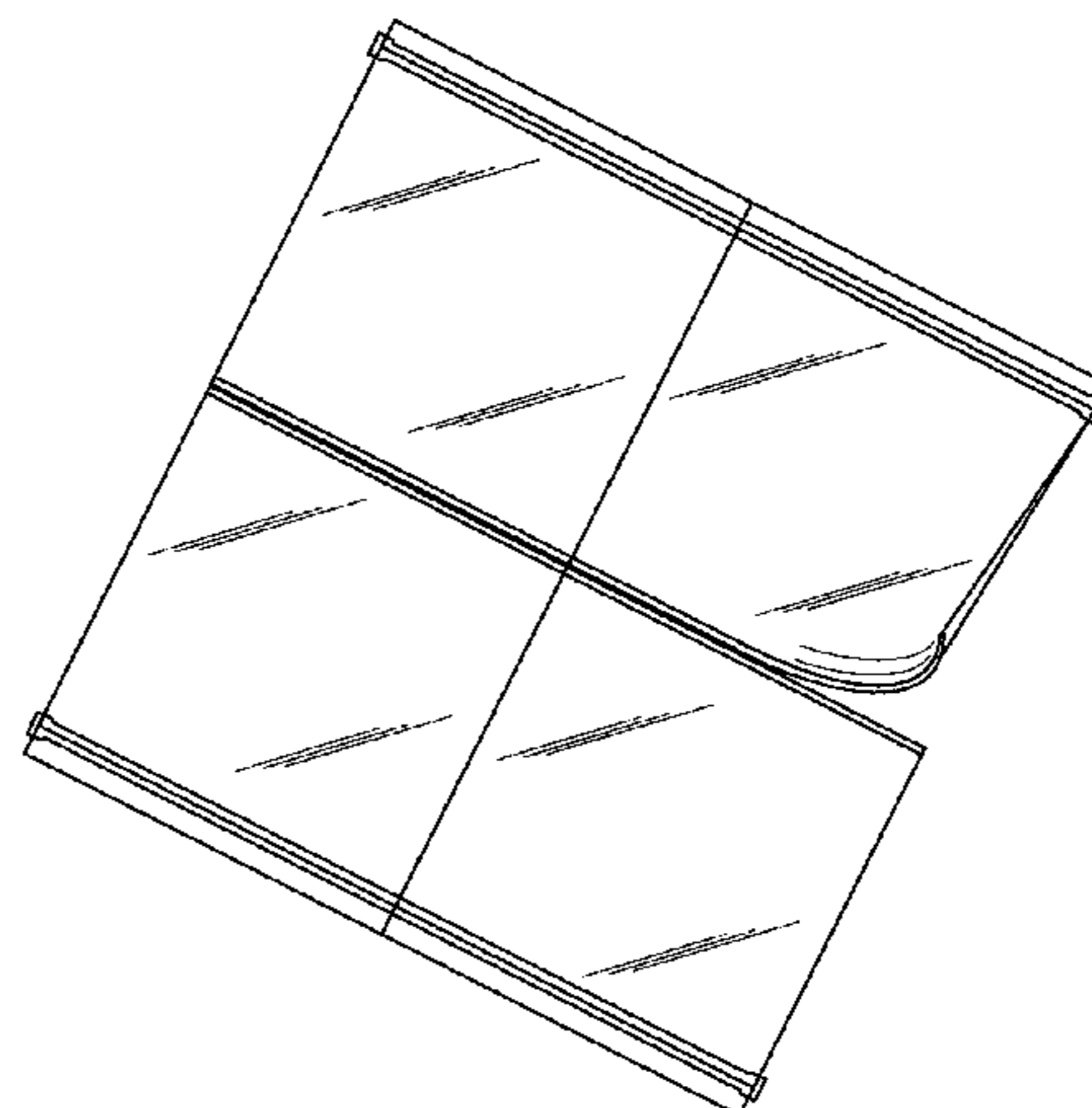



FIG. 6 is a front elevational view of the multi-compartment resealable storage bag of FIG. 1, illustrating the top portion separated from the bottom portion.

1 Claim, 6 Drawing Sheets

(56)

References Cited

U.S. PATENT DOCUMENTS

4,145,449	A	3/1979	Nelham
4,312,473	A	1/1982	Hoeller
4,993,844	A	2/1991	Robinson et al.
5,024,536	A	6/1991	Hill
5,674,010	A	10/1997	Dussich
6,071,010	A	6/2000	Chan
6,234,675	B1	5/2001	Saad et al.
D450,443	S	11/2001	Dorizas
6,624,130	B2	9/2003	Giblin et al.

D483,256	S	12/2003	Thurston
7,140,491	B2	11/2006	Wang et al.
D544,203	S *	6/2007	Krohn D3/203.5
D563,241	S *	3/2008	Nimey D9/705
D573,038	S	7/2008	Picken
D588,013	S	3/2009	Tanaka
D601,038	S *	9/2009	Middleton-Schluter D9/709
D613,615	S	4/2010	Hedstrom
D617,654	S *	6/2010	Tawinsook D9/702
D642,069	S *	7/2011	LaFauci D9/707
D660,179	S *	5/2012	Bray D9/707
D710,212	S *	8/2014	Coleman D9/709
D739,263	S *	9/2015	Sam D9/709
D741,197	S *	10/2015	Sam D9/709
2002/0067865	A1	6/2002	Stutzman
2004/0066982	A1	4/2004	Urman et al.
2004/0247208	A1	12/2004	Krohne
2006/0008183	A1	1/2006	Johansen
2007/0026251	A1	2/2007	Umana
2008/0107781	A1	5/2008	Carroll
2010/0252562	A1	10/2010	Andochick

* cited by examiner

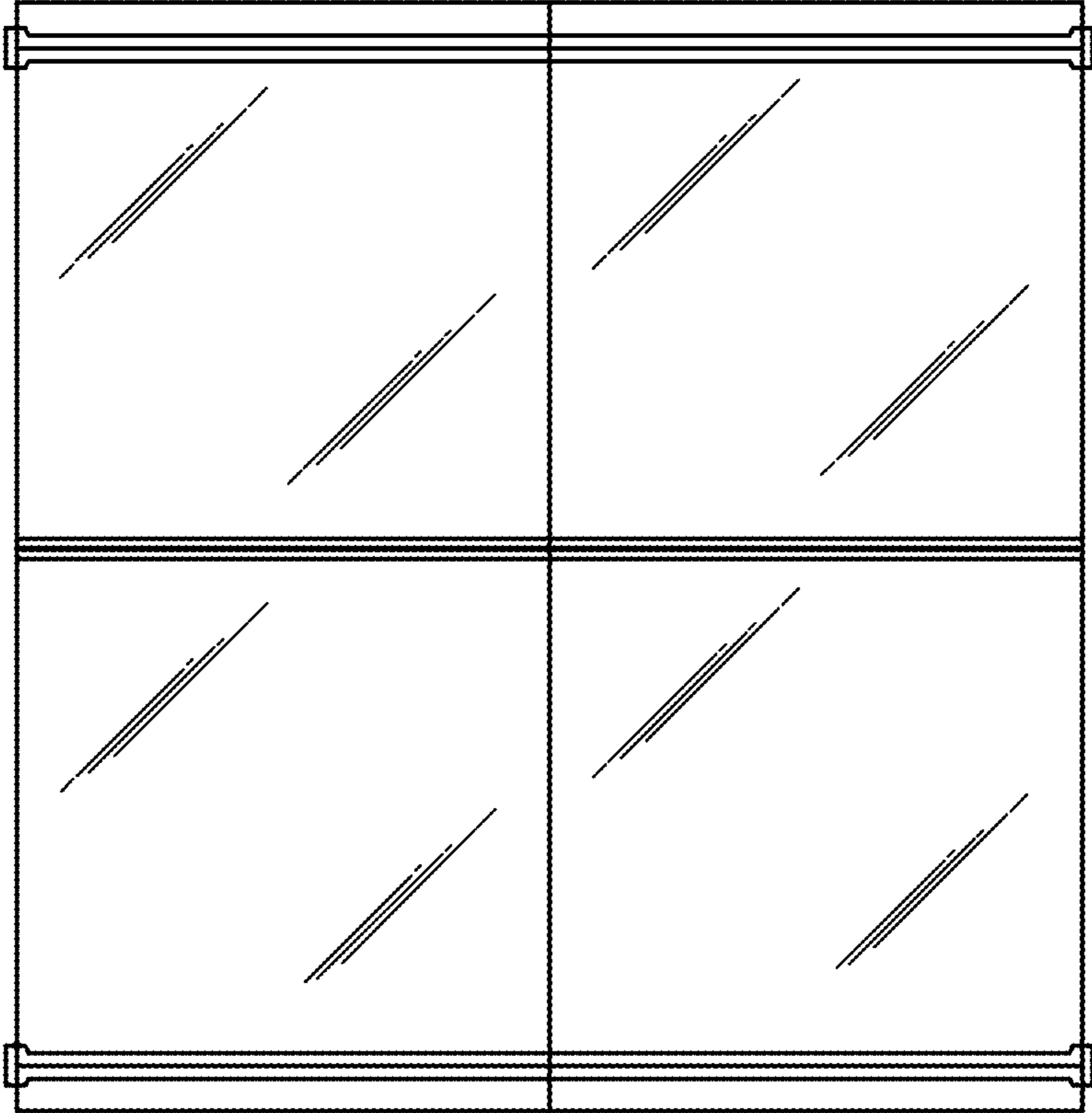


FIG. 1




FIG. 2



FIG. 3



FIG. 4

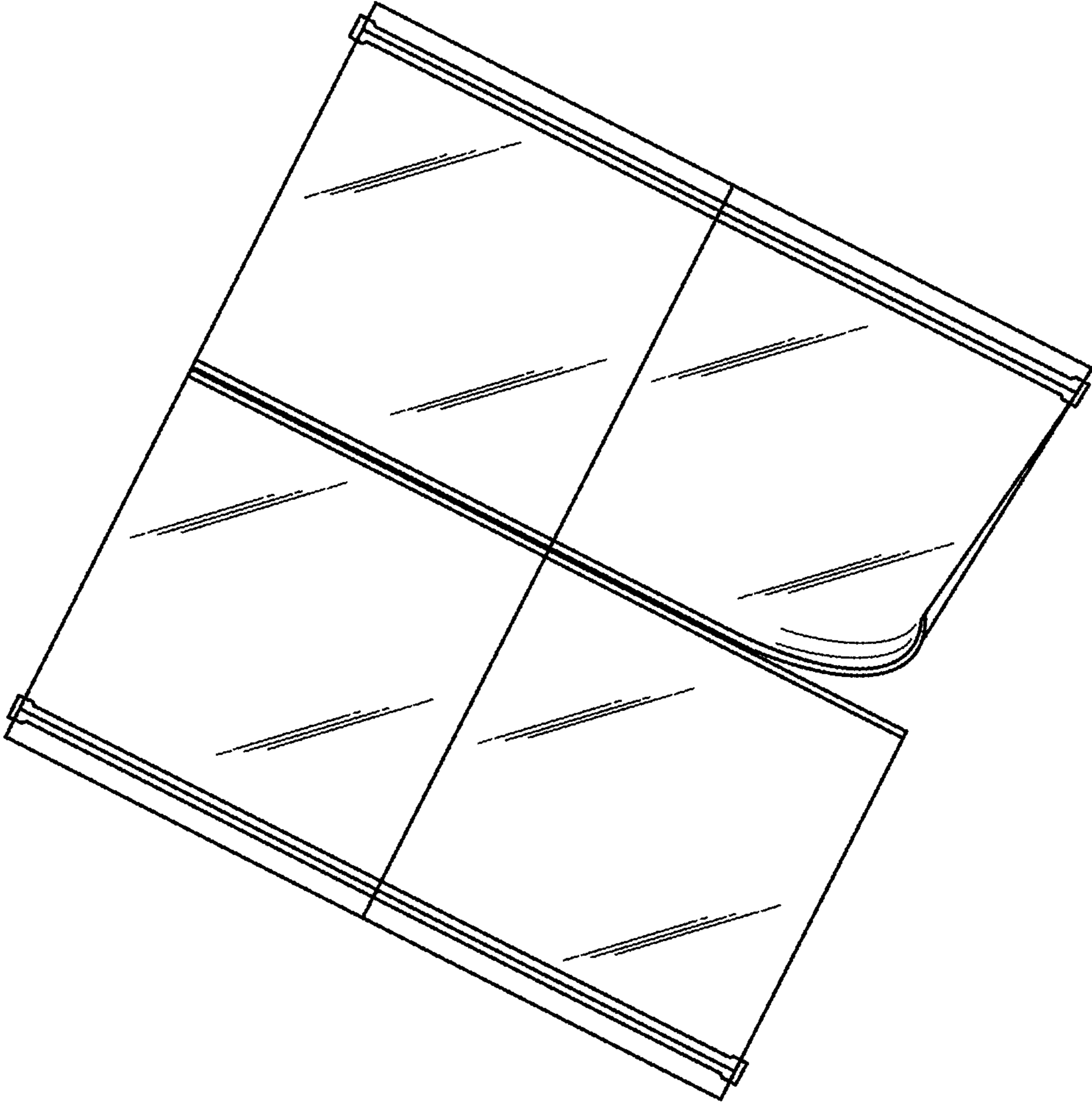


FIG. 5

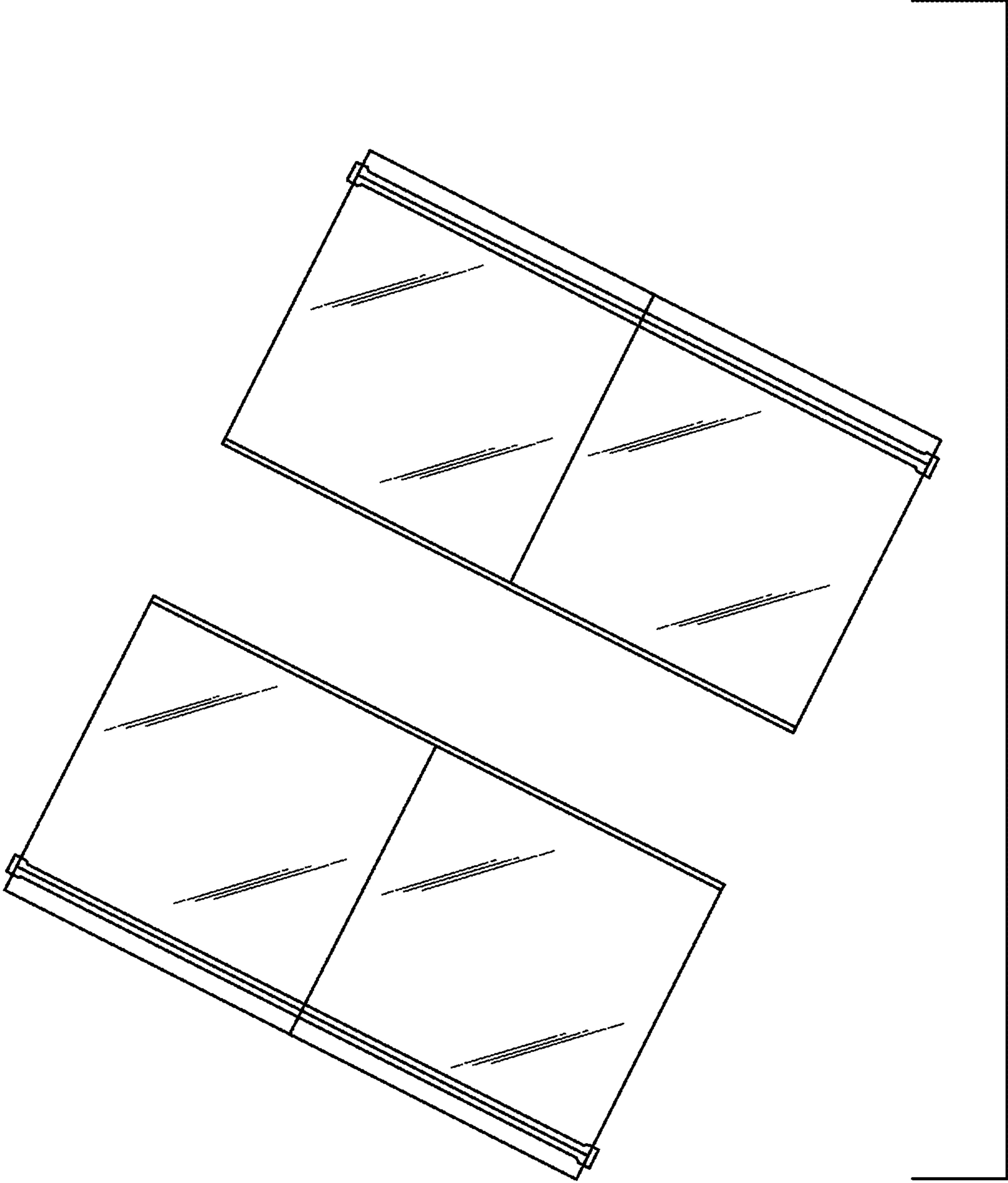


FIG. 6