



US00D784156S

(12) **United States Design Patent** (10) **Patent No.:** **US D784,156 S**
Saraiva de Almeida et al. (45) **Date of Patent:** **** Apr. 18, 2017**

(54) **PACKAGING TUBE**

CPC B65D 35/00; B65D 35/28; B65D 35/02;
B65D 35/04; B65D 35/08; B65D 35/36;
B65D 1/00; B65D 1/32

(71) Applicant: **GLOBOPLAST INDÚSTRIA E
COMÉRCIO DE PLÁSTICOS
LTDA.**, Santana de Parnaíba/SP (BR)

See application file for complete search history.

(56) **References Cited**

(72) Inventors: **Jardel Jahnes Saraiva de Almeida**,
São Paulo (BR); **Nelson Scavazini
Junior**, Santana de Parnaíba (BR); **João
Henrique de Silva Bessa**, Lagoa de
Prata (BR)

U.S. PATENT DOCUMENTS

D482,606 S *	11/2003	Modjeski	D9/521
D549,593 S *	8/2007	Nobuto	D9/697
D626,860 S *	11/2010	Oates	D9/699
D659,013 S *	5/2012	Agudelo	D9/695
D747,655 S *	1/2016	Moriyama	D9/697
D766,098 S *	9/2016	Seo	D9/695
D766,099 S *	9/2016	Kim	D9/697
D766,100 S *	9/2016	Jung	D9/697

(73) Assignee: **GLOBOPLAST INDÚSTRIA E
COMÉRCIO DE PLÁSTICOS
LTDA.** (BR)

* cited by examiner

(**) Term: **15 Years**

Primary Examiner — Abraham Bahta

(21) Appl. No.: **29/561,681**

(74) *Attorney, Agent, or Firm* — Schmeiser, Olsen &
Watts, LLP

(22) Filed: **Apr. 19, 2016**

(57) **CLAIM**

(51) **LOC (10) Cl.** **09-05**

The ornamental design for a packaging tube, as shown and
described.

(52) **U.S. Cl.**

DESCRIPTION

USPC **D9/699**

(58) **Field of Classification Search**

USPC D9/702-714, 695-699, 435, 440, 521,
D9/454, 544, 723-724, 499, 712, 449,
D9/727-728, 442, 447, 504; 222/92, 96,
222/107, 527-529, 215, 491, 206,
222/212-213, 251, 95, 536; 206/438,
206/822; 220/DIG. 7, 669; 215/321, 381,
215/382, 316, 380; 141/114-115;
D28/91.1, 76-78, 82, 88; D4/114;
D24/114; D7/601-602; D3/202, 205

FIG. 1 is a perspective view of the packaging tube showing
my new design;

FIG. 2 is a front view thereof;

FIG. 3 is a rear view thereof;

FIG. 4 is a left side view thereof;

FIG. 5 is a right side view thereof;

FIG. 6 is a top view thereof; and,

FIG. 7 is a bottom view thereof.

1 Claim, 3 Drawing Sheets

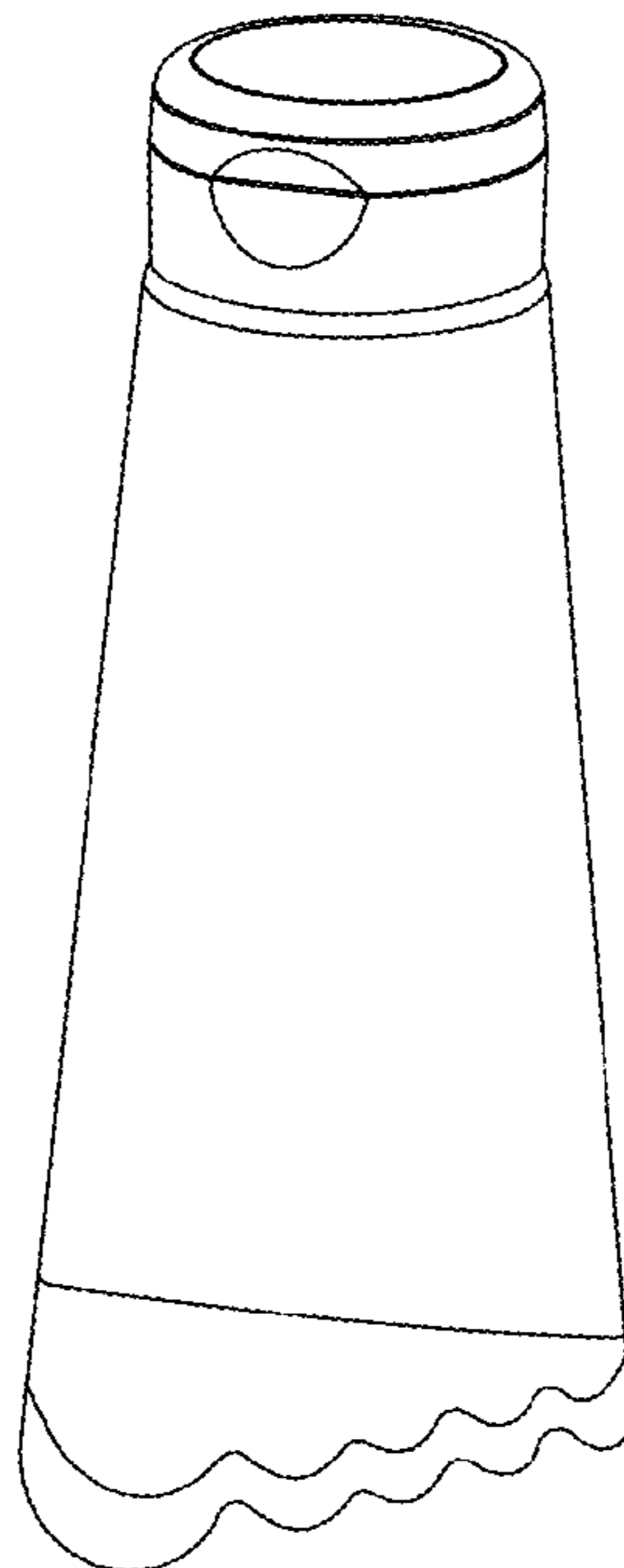


FIG. 1

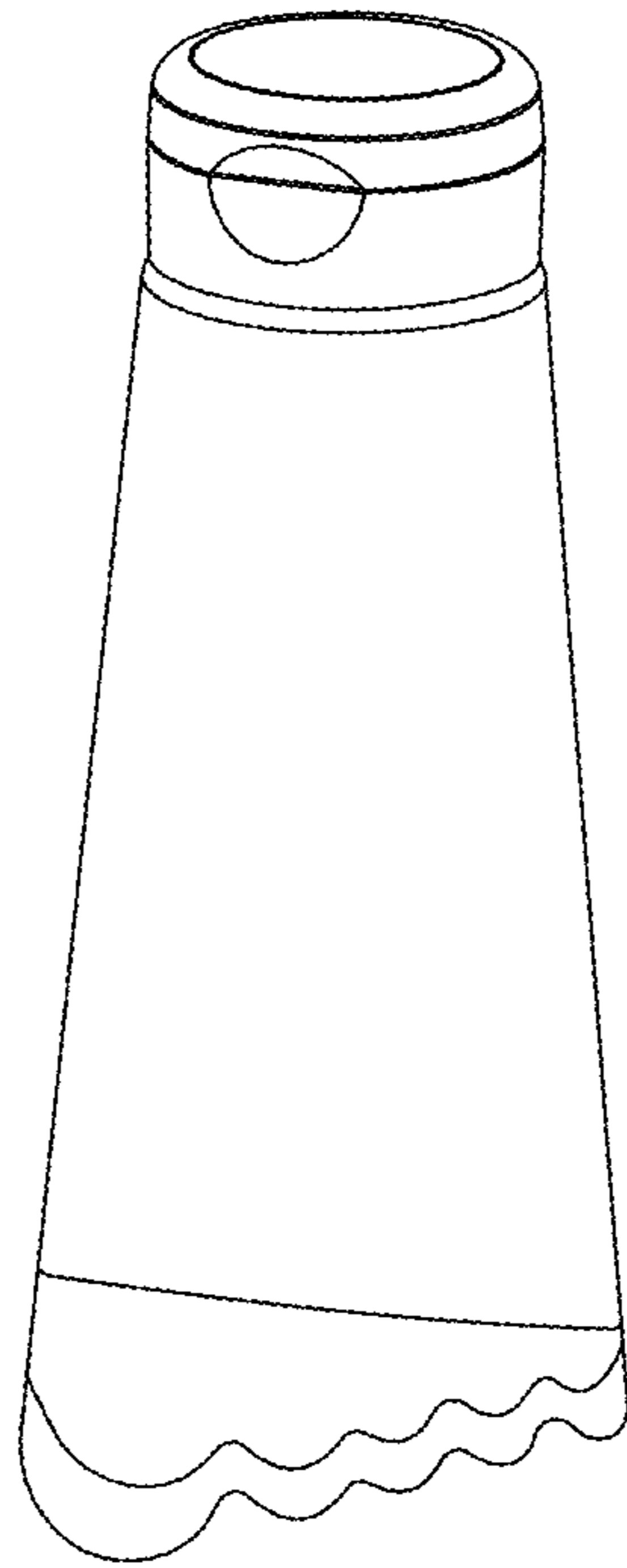


FIG. 2

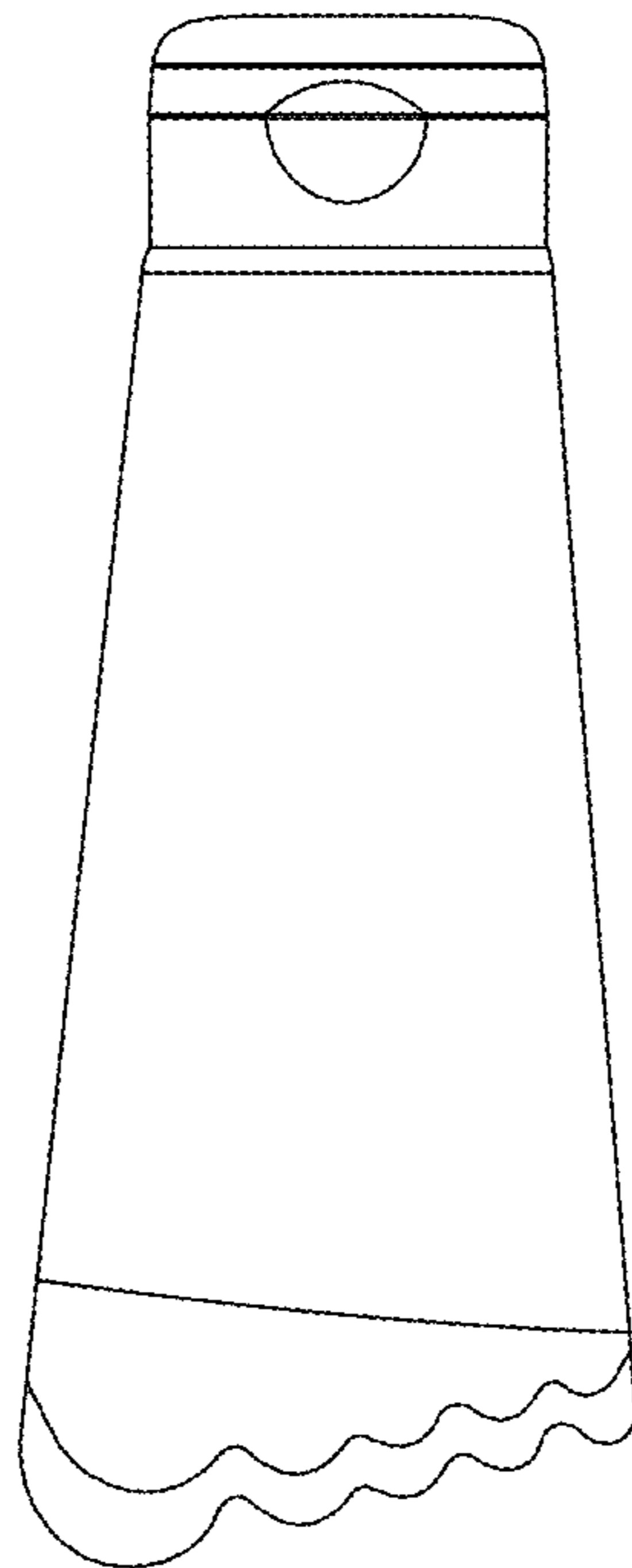


FIG. 3

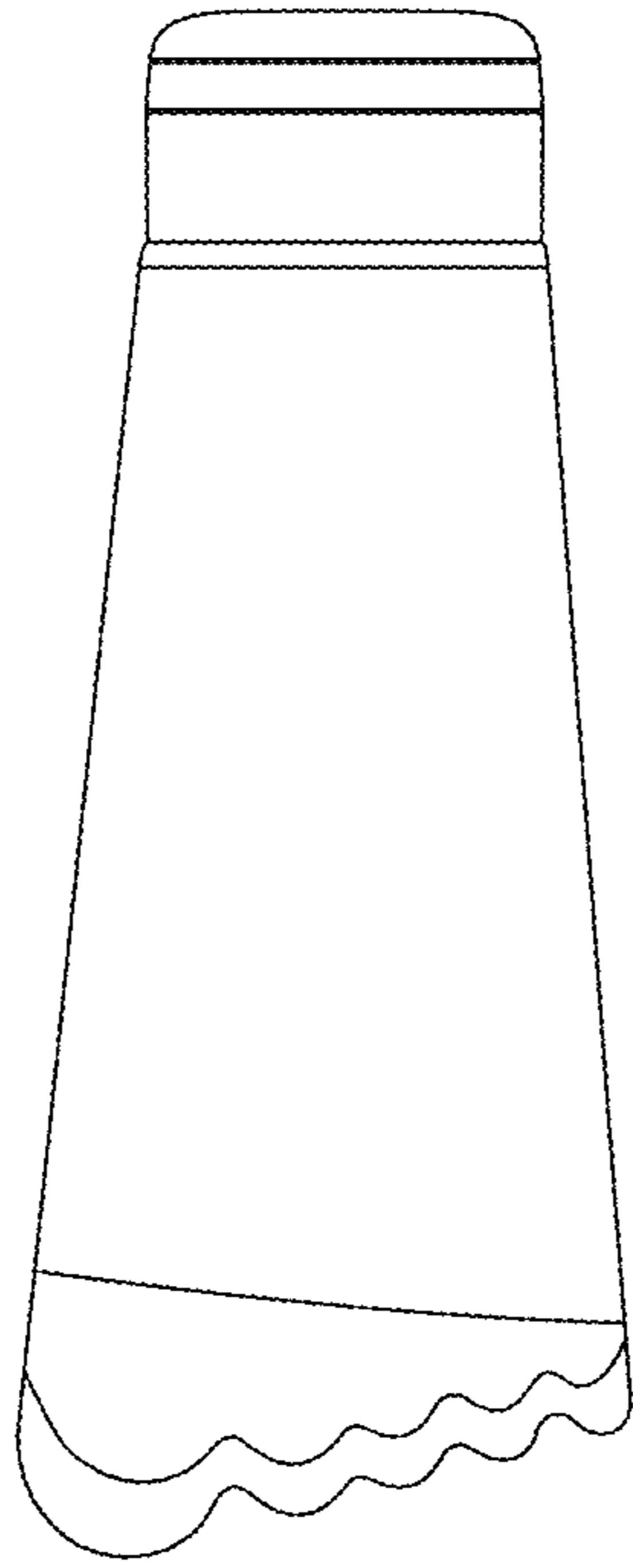


FIG. 4

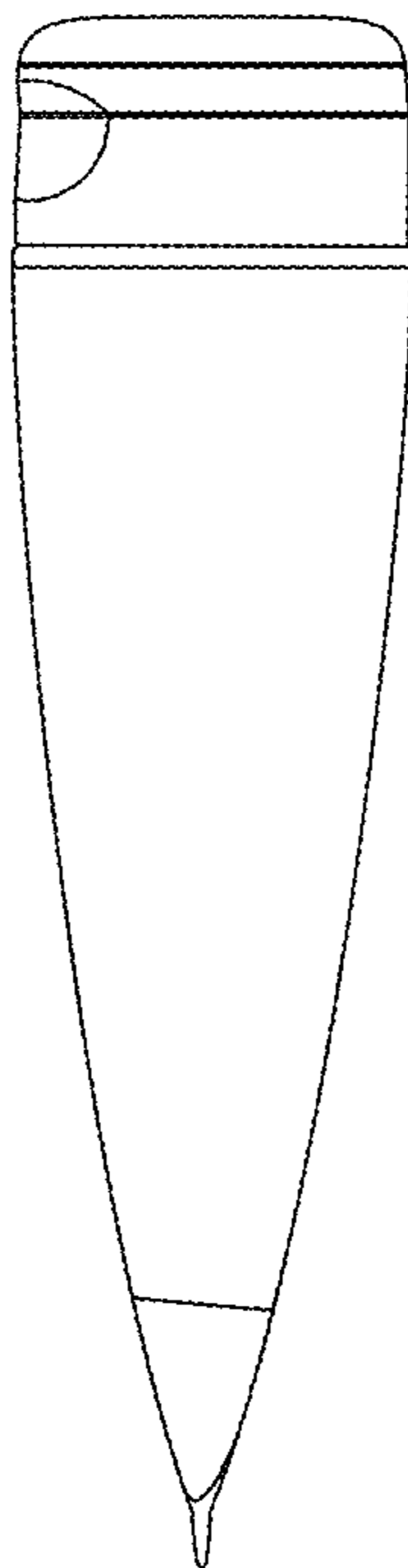


FIG. 5

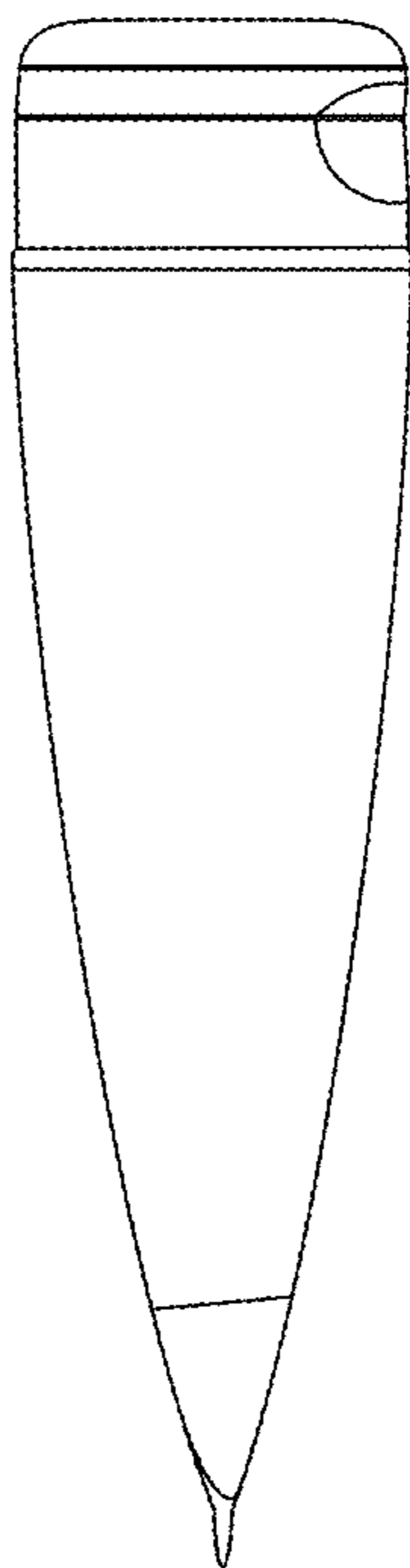


FIG. 6

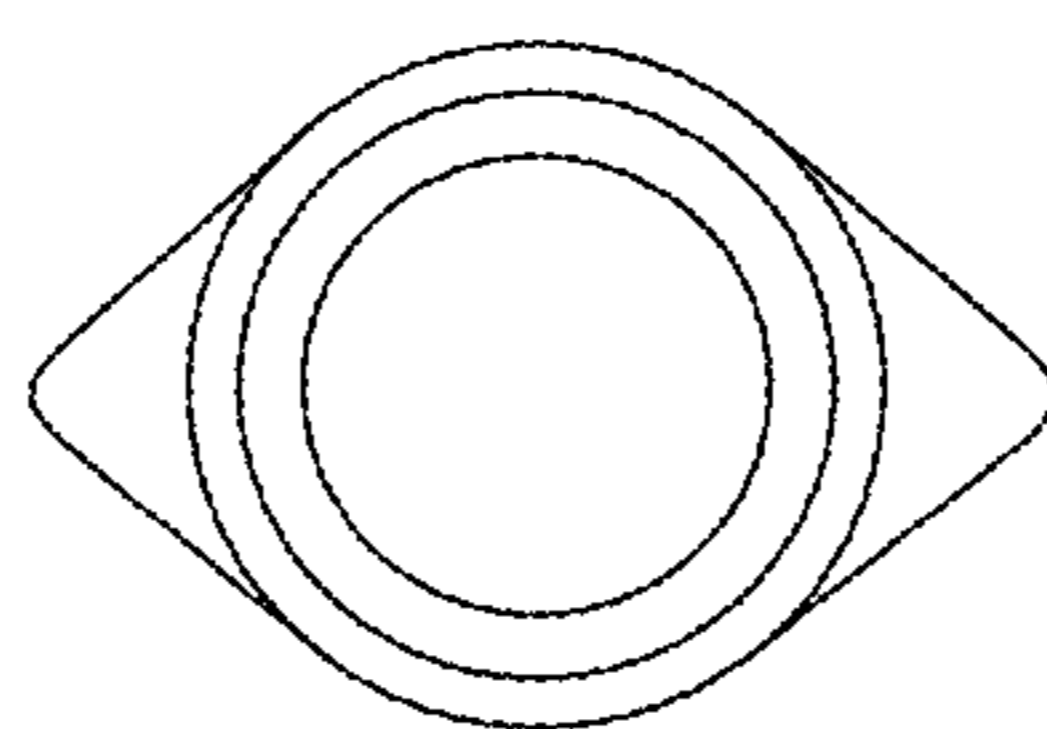


FIG. 7

