



US00D784141S

(12) **United States Design Patent** (10) **Patent No.:** **US D784,141 S**
Lecêtre et al. (45) **Date of Patent:** **** Apr. 18, 2017**

(54) **BOTTLE**

FOREIGN PATENT DOCUMENTS

(71) Applicant: **Saverglass**, Feuquieres (FR)

EM 002734830-0001 * 7/2015
EM 002770719-0001 * 9/2015

(72) Inventors: **Catherine Lecêtre**, Feuquieres (FR);
Christophe Blond, Feuquieres (FR)

(Continued)

(73) Assignee: **Saverglass**, Feuquieres (FR)

OTHER PUBLICATIONS

(**) Term: **15 Years**

Bordelaise Eclat Galaxy & Fusion, saverglass.com, posted on Oct. 7, 2015, saverglass.com, [online], [site visited Nov. 9, 2016]. Available from Internet, <URL: <http://www.saverglass.com/en/news/new-products/bordelaise-eclat-galaxy-fusion>>.*

(21) Appl. No.: **29/550,527**

(22) Filed: **Jan. 5, 2016**

(30) **Foreign Application Priority Data**

Jul. 10, 2015 (EM) 002734830-0001

(51) **LOC (10) Cl.** **09-01**

(52) **U.S. Cl.**
USPC **D9/516; D9/520**

(58) **Field of Classification Search**
USPC D9/439, 446-447, 500, 502-505, 513, D9/516, 521-522, 529-530, 537-539, D9/541-545, 549-550, 552, 554, D9/557-559, 565, 571-575, 686, D9/688-692, 695, 699, 729, 682, 540, D9/549-558, 435, 436, 442, 449, D9/544-546, 520, 598; D7/509-511, D7/601-602, 605, 608, 612, 540, 300, D7/300.1; D11/143, 152, 153; 215/373, 215/379, 381-385, 370-371; 220/660, 220/662, 669-673, 675

CPC B65D 1/0261; B65D 2203/02; B65D 1/44; B65D 2501/0027; B65D 2501/0081; B65D 1/0223; B65D 1/0276

See application file for complete search history.

(56) **References Cited**

U.S. PATENT DOCUMENTS

D18,572 S * 8/1888 Kohn D9/529
D25,617 S * 6/1896 Gaskill D9/529
D70,441 S * 6/1926 Mas D9/538

(Continued)

Primary Examiner — Catherine Tuttle

Assistant Examiner — Mary Malley

(74) *Attorney, Agent, or Firm* — Amster, Rothstein & Ebenstein LLP; Philip H. Gottfried, Esq.

(57) **CLAIM**

The ornamental design for a bottle, as shown and described.

DESCRIPTION

FIG. 1 is a front elevational view of the bottle showing our new design, the rear elevational view being the mirror image thereof;

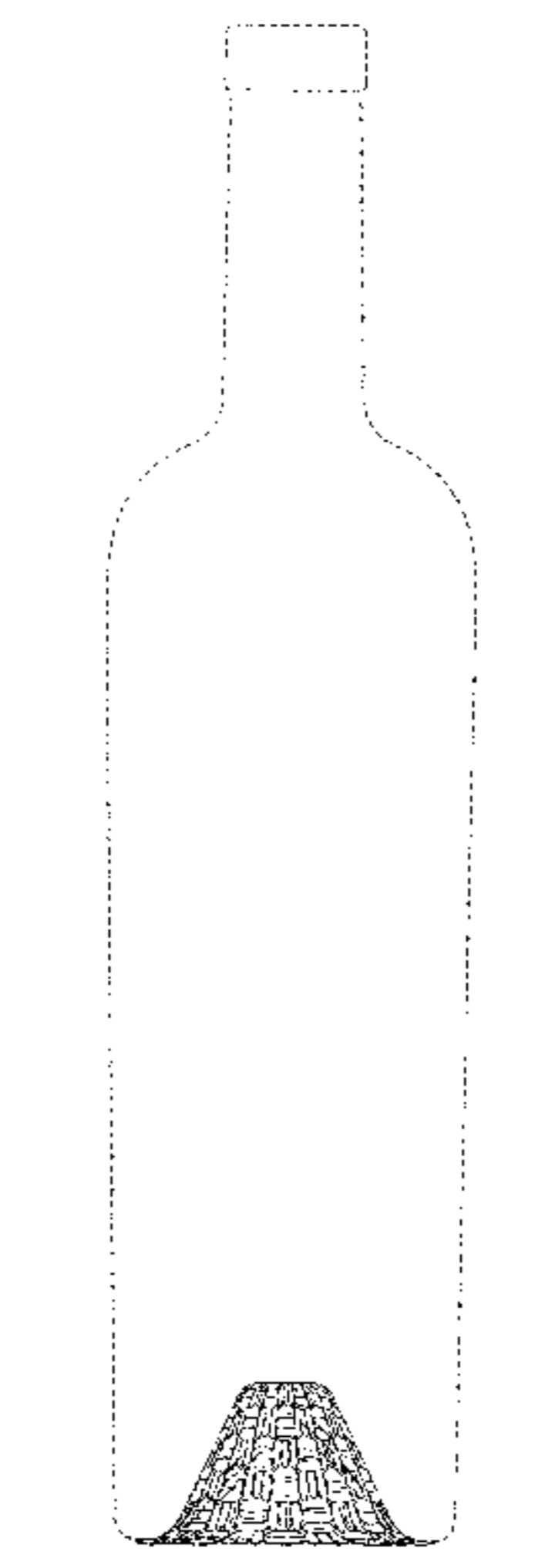
FIG. 2 is a right side elevational view thereof, the left side elevational view being the mirror image thereof;

FIG. 3 is a bottom plan view thereof; and,

FIG. 4 is a bottom perspective view thereof.

The dash-dash broken lines are included for the purpose of illustrating environmental subject matter and form no part of the claimed design. The dot-dash broken line(s) define the bounds of the claimed design and form no part thereof.

1 Claim, 2 Drawing Sheets



(56)

References Cited

U.S. PATENT DOCUMENTS

D70,843	S	*	8/1926	Jones	D9/538
D194,164	S	*	11/1962	Ek	D7/317
D341,321	S	*	11/1993	De Silva	D9/519
D399,755	S	*	10/1998	Daraut	D9/545
D432,919	S	*	10/2000	Spring	D9/538
D452,442	S	*	12/2001	Bowen	D9/503
D459,655	S	*	7/2002	Darr	D9/502
D481,955	S	*	11/2003	Telles	D9/501
D482,288	S	*	11/2003	Telles	D9/501
D507,187	S	*	7/2005	Yourist	D9/516
D550,086	S	*	9/2007	Burks	D5/56
D584,156	S	*	1/2009	Baron	D9/544
D615,873	S	*	5/2010	Varvatos	D9/554
D630,947	S	*	1/2011	Mashouf	D9/516
D679,188	S	*	4/2013	Zuchetta	D9/500
D740,164	S	*	10/2015	Pettigrew	D11/153
D742,745	S	*	11/2015	Letamendi	D9/516
D743,260	S	*	11/2015	Letamendi	D9/516
D751,409	S	*	3/2016	Letamendi	D9/520
D757,554	S	*	5/2016	Letamendi	D9/516
D757,561	S	*	5/2016	Yourist	D9/538
2014/0131368	A1	*	5/2014	Dygert	B65D 1/0276 220/609
2016/0311599	A1	*	10/2016	Stelzer	B65D 79/005

FOREIGN PATENT DOCUMENTS

TR	087833-0001	*	12/2015
TR	087835-0001	*	12/2015
WO	DM/087 833	*	12/2015

* cited by examiner




FIG. 1




FIG. 2

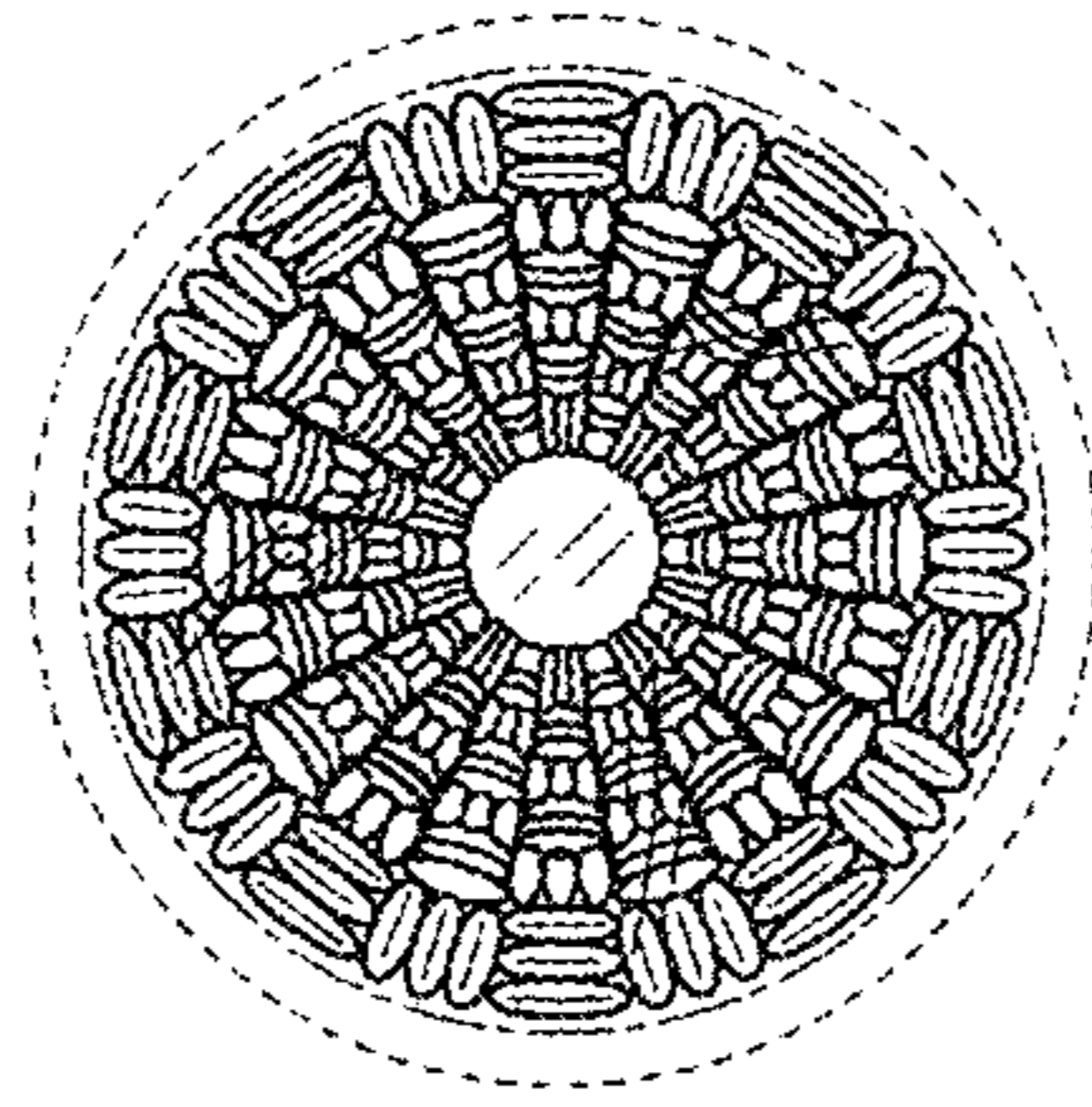


FIG. 3

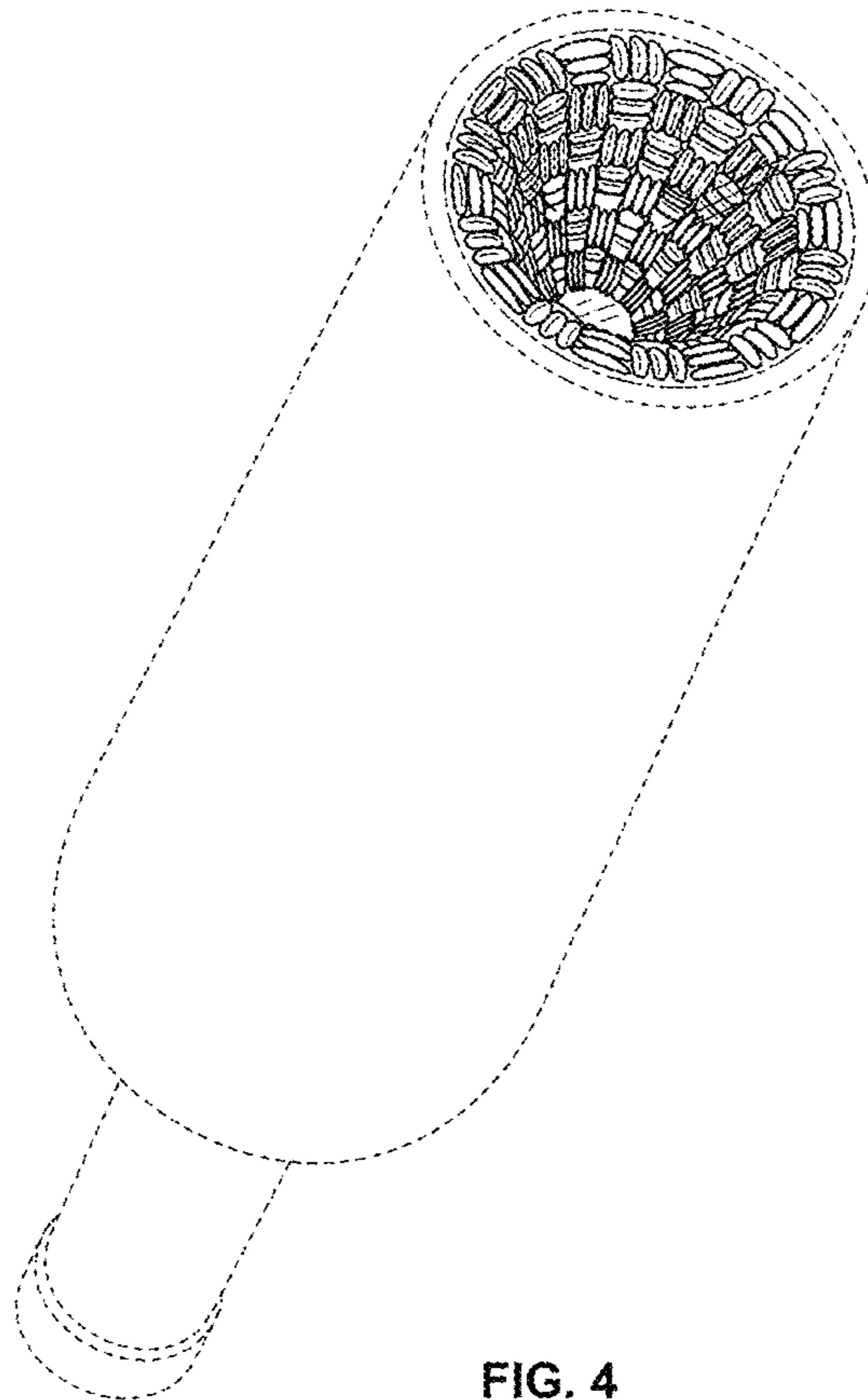


FIG. 4