



US00D784140S

(12) **United States Design Patent** (10) **Patent No.:** **US D784,140 S**  
**Robinson, II** (45) **Date of Patent:** **\*\* Apr. 18, 2017**

(54) **PORTION OF A CONTAINER**  
(71) Applicant: **COLGATE-PALMOLIVE COMPANY**, New York, NY (US)  
(72) Inventor: **Michael Paul Robinson, II**, Brooklyn, NY (US)  
(73) Assignee: **Colgate-Palmolive Company**, New York, NY (US)  
(\*\*) Term: **15 Years**  
(21) Appl. No.: **29/548,643**  
(22) Filed: **Dec. 15, 2015**

D334,713 S 4/1993 Segati  
D383,070 S \* 9/1997 Workman ..... D9/542  
D419,864 S 2/2000 Kuzma  
D462,273 S 9/2002 Crawford  
D470,775 S 2/2003 Zaksenberg  
D482,625 S \* 11/2003 Crawford ..... D9/530  
D545,683 S \* 7/2007 Wong ..... D9/516  
D558,053 S \* 12/2007 Lake ..... D9/543  
D565,415 S 4/2008 Lablaine  
D600,129 S 9/2009 Lepoitevin  
D617,201 S 6/2010 Holmes  
D619,461 S 7/2010 Cummings  
D622,595 S 8/2010 Rousselet  
D624,423 S 9/2010 Kissinger  
D643,732 S \* 8/2011 Cummings ..... D9/543  
D643,738 S 8/2011 Cummings  
D645,757 S \* 9/2011 Milhem ..... D9/543

(Continued)

(51) **LOC (10) Cl.** ..... **09-01**  
(52) **U.S. Cl.**

USPC ..... **D9/516; D9/575**

(58) **Field of Classification Search**

USPC ..... D9/300, 318, 432, 447-448, 500, D9/502-504, 516, 520, 522, 523, 526, D9/528, 529, 530, 531, 533, 537, D9/538-540, 541-545, 549, 550-552, D9/556-559, 558, 560, 563-565, 569, D9/570-575, 652, 682, 685-686, 715, D9/719; 215/379, 381-385, 387, 396, 215/398; 220/660, 662, 666, 669-675  
CPC ..... B65D 1/02; B65D 1/023; B65D 1/0261; B65D 1/44; B65D 11/20; B65D 11/22; B65D 11/24; B65D 11/26; B65D 11/28; B65D 1/0223; B65D 23/10; B65D 2501/0018; B65D 25/2897; B65D 25/32; B65D 1/40; B65D 23/102; B65D 2501/0081; B29L 2031/715

See application file for complete search history.

(56) **References Cited**

**U.S. PATENT DOCUMENTS**

D80,777 S 3/1930 Carr  
D221,619 S \* 8/1971 Horne et al. .... D9/529  
D300,208 S \* 3/1989 Vazquez ..... D9/531  
D305,980 S 2/1990 Binder

**FOREIGN PATENT DOCUMENTS**

AU 340040 10/2011  
BR DI6503013-3 8/2005

(Continued)

*Primary Examiner* — Catherine Tuttle  
*Assistant Examiner* — Mary Malley

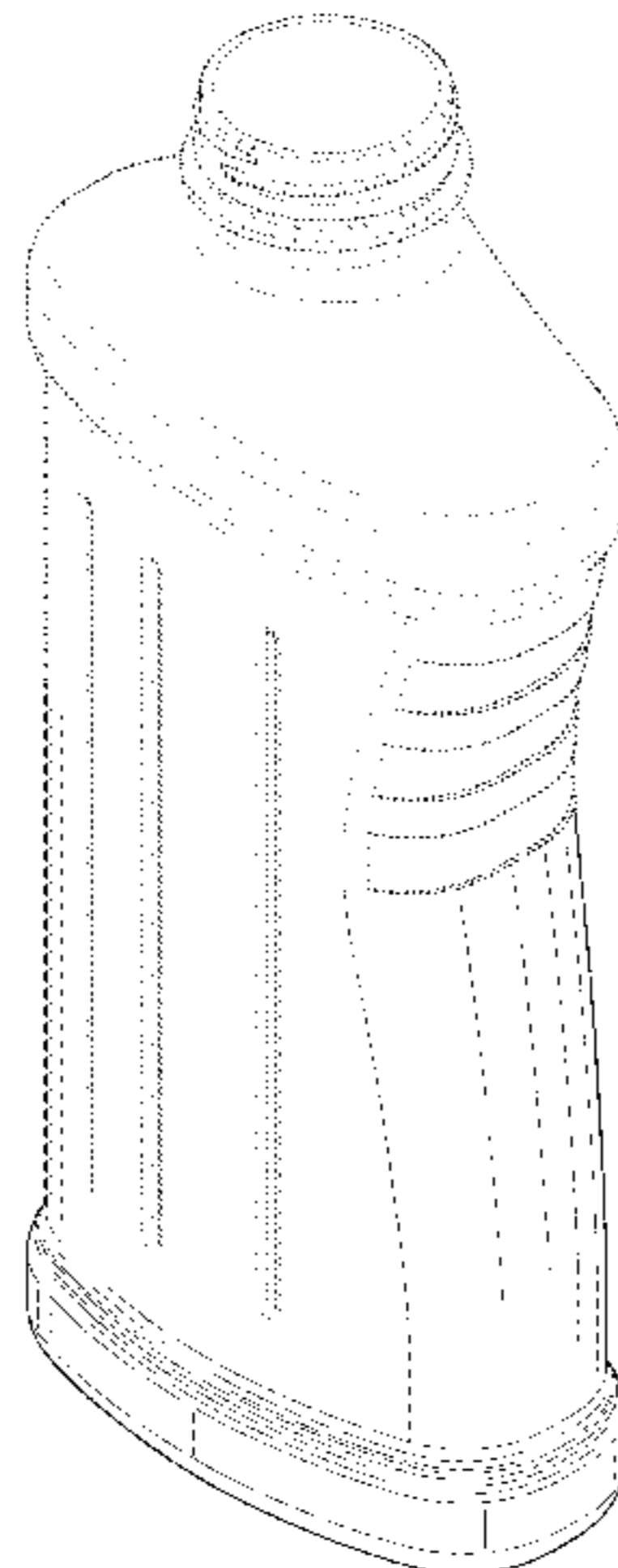
(57) **CLAIM**

The ornamental design for a portion of a container, as shown and described.

**DESCRIPTION**

FIG. 1 is a right front perspective view of a portion of a container according to the new design; FIG. 2 is a front elevational view thereof; FIG. 3 is a rear elevational view thereof; FIG. 4 is a right side elevational view thereof; FIG. 5 is a left side elevational view thereof; FIG. 6 is a top plan view thereof; and, FIG. 7 is a bottom plan view thereof. The broken lines shown in the drawings are included for the purpose of illustrating environmental structure and form no part of the claimed design.

**1 Claim, 5 Drawing Sheets**



(56)

References Cited

U.S. PATENT DOCUMENTS

D650,284 S \* 12/2011 Schriener ..... D9/449  
 D650,687 S \* 12/2011 Schriener ..... D69/530  
 D651,093 S 12/2011 Van Rens  
 D679,142 S 4/2013 Allen  
 D679,189 S 4/2013 Miiller  
 D691,053 S 10/2013 Garcia  
 D739,748 S 9/2015 Van Wetten  
 D740,673 S \* 10/2015 Corradini ..... D9/445  
 D758,877 S \* 6/2016 Vaughn-Batiz ..... D9/682  
 D770,902 S \* 11/2016 Vaughn-Batiz ..... D9/560  
 2006/0283888 A1 12/2006 Kinscherf  
 2012/0103929 A1 5/2012 Fontana

FOREIGN PATENT DOCUMENTS

BR DI6805345-2 12/2008  
 BR DI6805414-9 12/2008

BR 17004492-DI \* 3/2011  
 BR 302012004064-7 8/2012  
 BR 302012005237-8 10/2012  
 CN 301401276 \* 12/2010  
 CN 301543911 \* 5/2011  
 CN 302131934 \* 10/2012  
 CN 302229561 \* 12/2012  
 CN 302834185 \* 6/2014  
 CN 303674872 \* 5/2016  
 EM 002021030-0001 \* 4/2012  
 EP EM001049910-0003 12/2008  
 EP EM001049910-0004 12/2008  
 EP EM001049910-0005 12/2008  
 EP EM001808833-0001 1/2011  
 EP EM001808833-0002 1/2011  
 EP PT3365-0001 10/2013  
 MX PA/f/2005/001212 8/2005  
 MX 31261 10/2008  
 MX MX/f/2011/000645 2/2011

\* cited by examiner

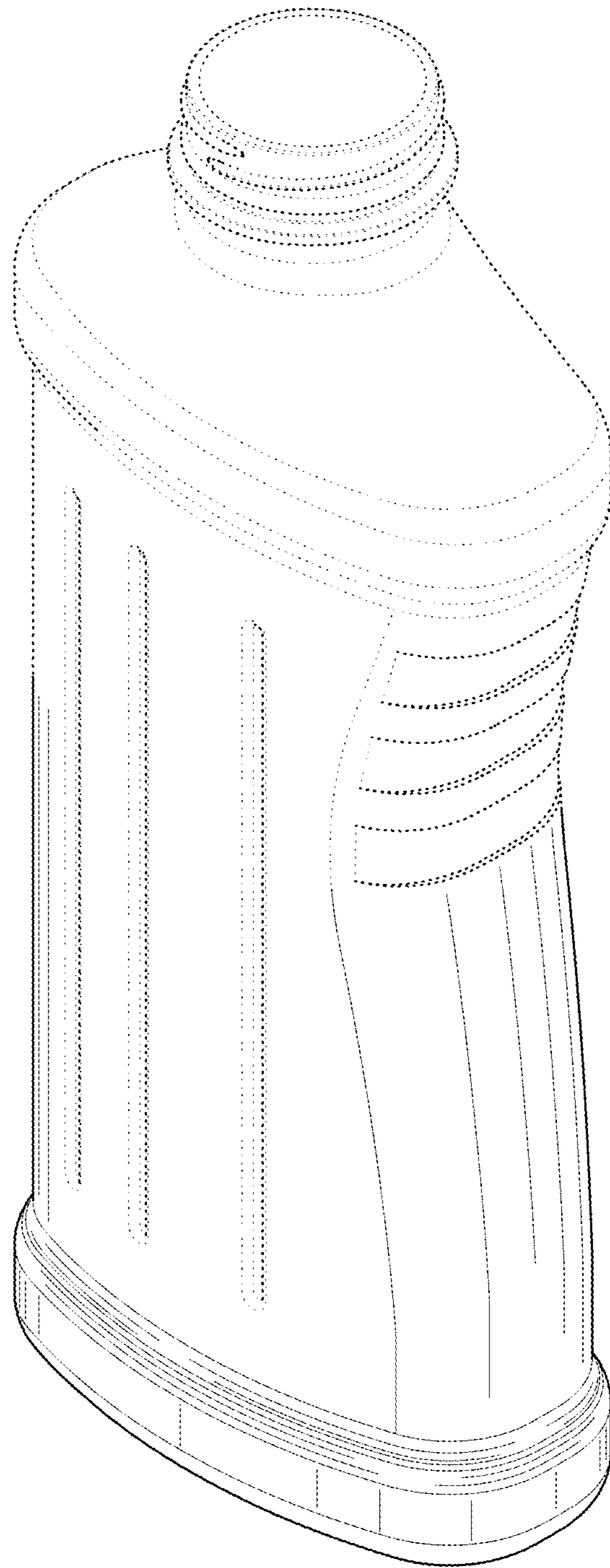


FIG. 1

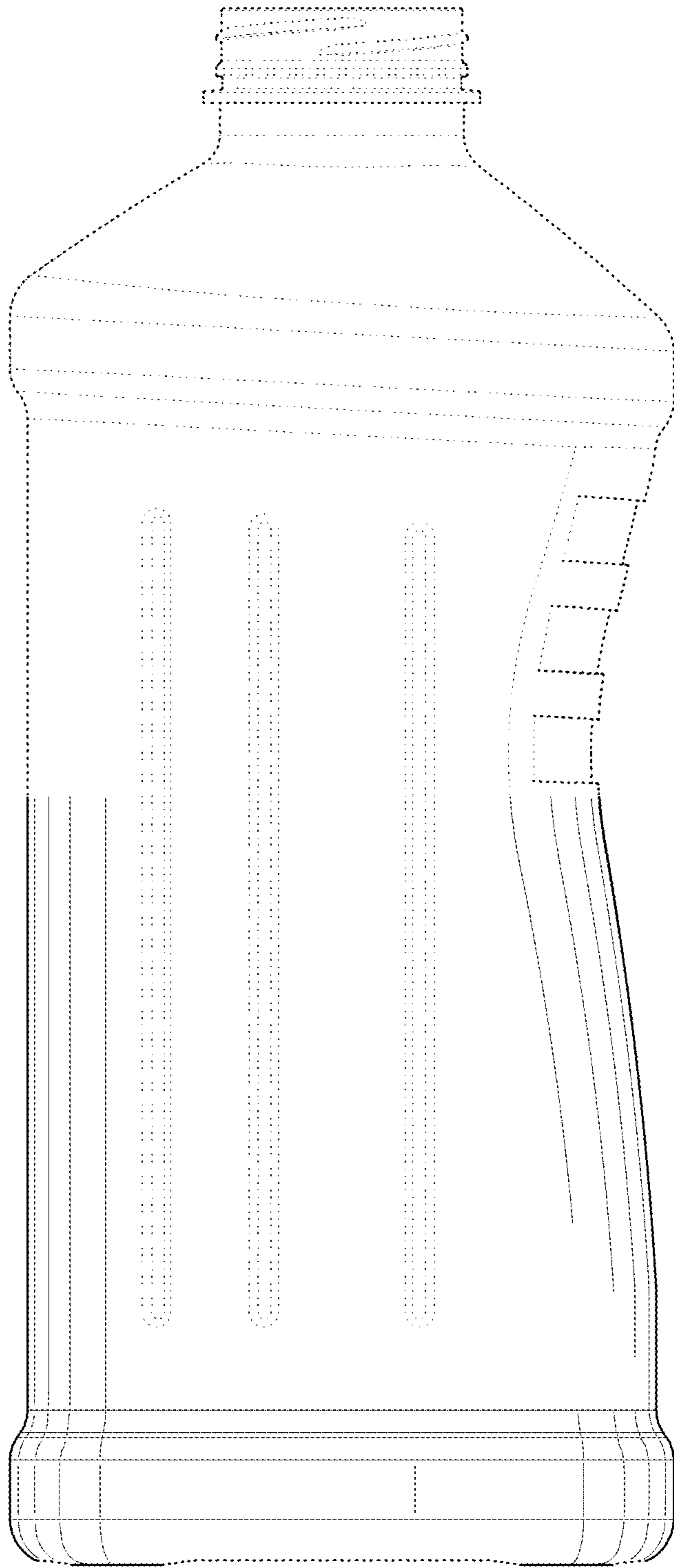


FIG. 2

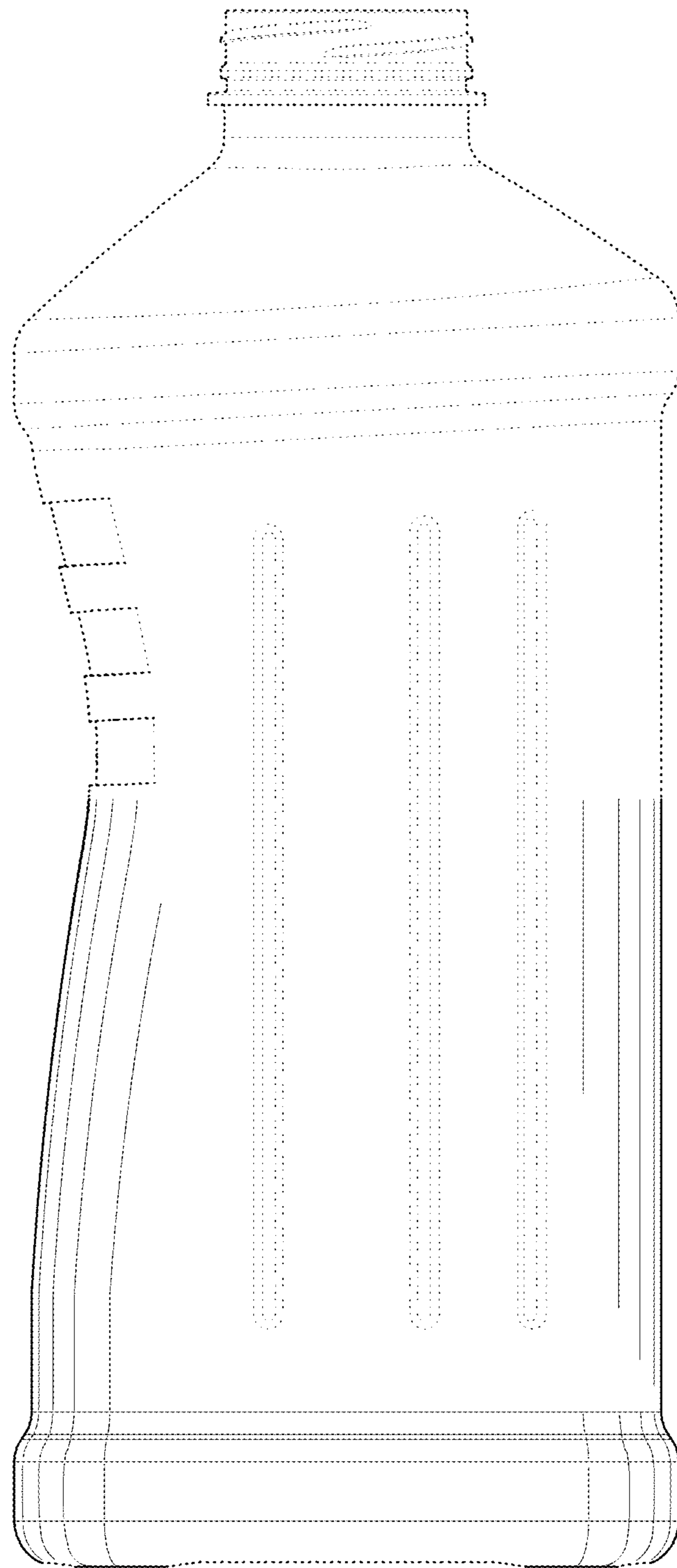


FIG. 3

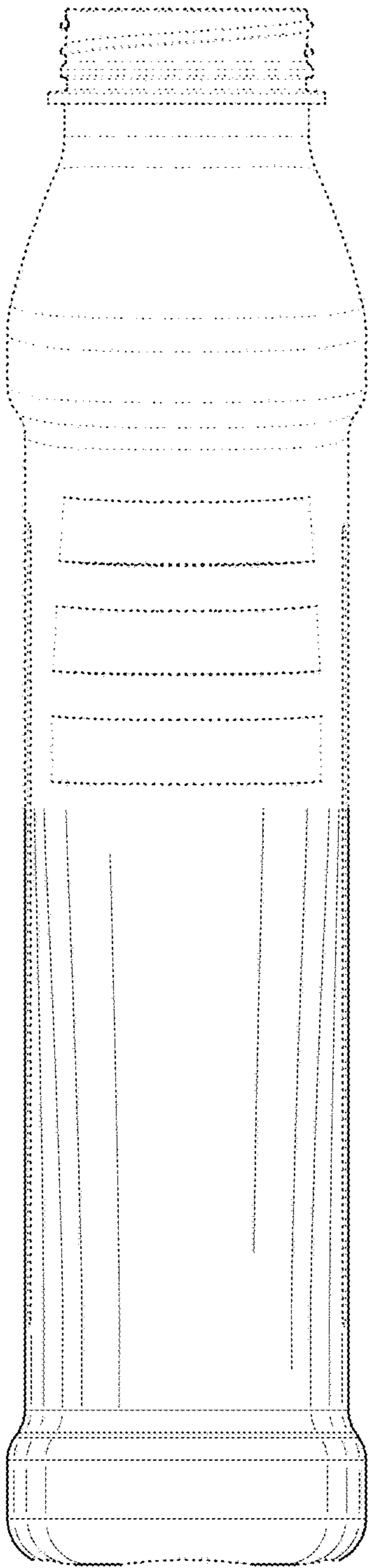


FIG. 4

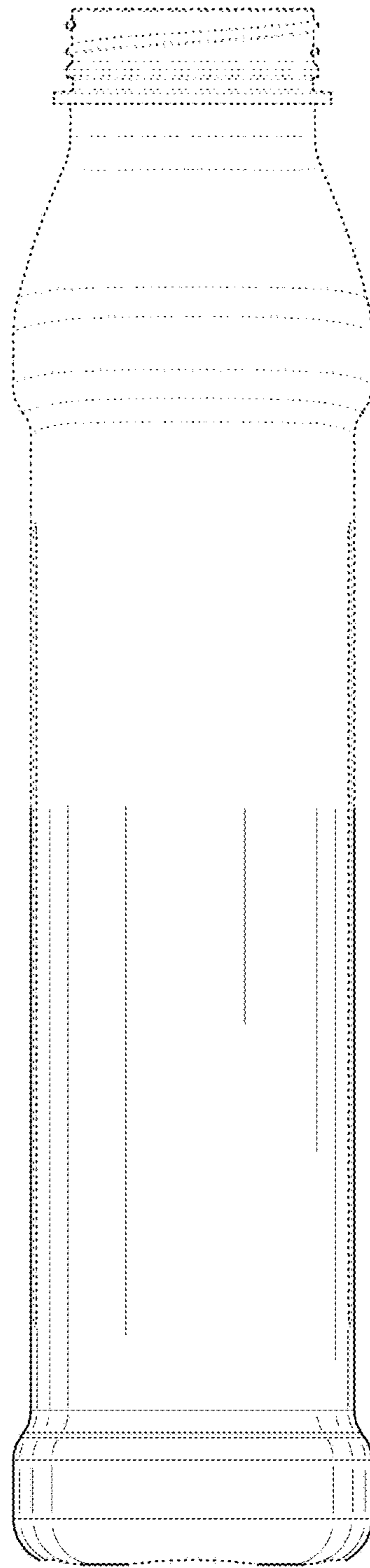


FIG. 5

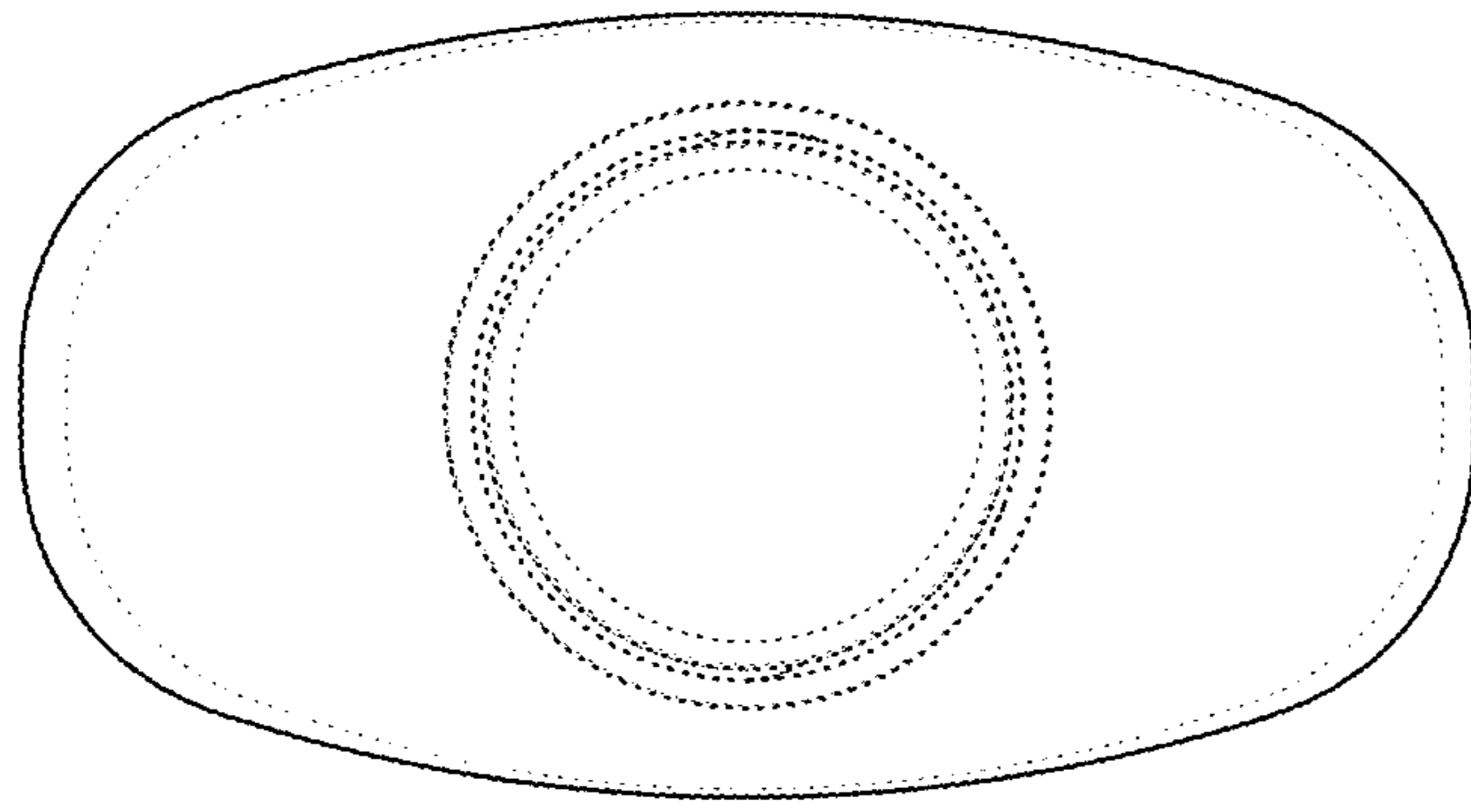


FIG. 6

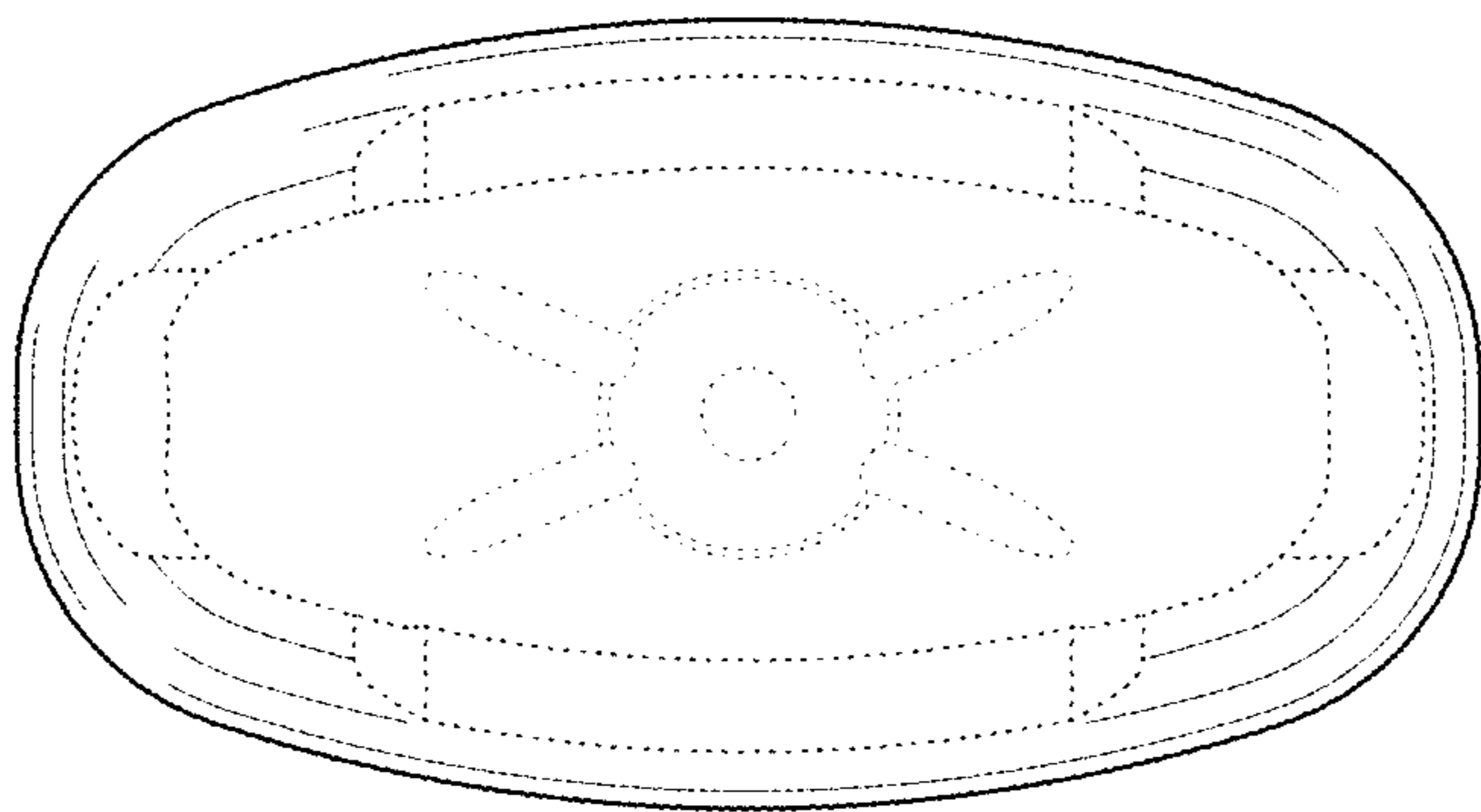


FIG. 7