



US00D784139S

(12) **United States Design Patent** (10) **Patent No.:** **US D784,139 S**
Robinson, II (45) **Date of Patent:** **** Apr. 18, 2017**

(54) **PORTION OF A CONTAINER**
(71) Applicant: **COLGATE-PALMOLIVE COMPANY**, New York, NY (US)
(72) Inventor: **Michael Paul Robinson, II**, Brooklyn, NY (US)
(73) Assignee: **Colgate-Palmolive Company**, New York, NY (US)
(**) Term: **15 Years**
(21) Appl. No.: **29/548,642**

D300,208 S 3/1989 Vazquez
D305,980 S 2/1990 Binder
D334,713 S * 4/1993 Segati D9/523
D383,070 S 9/1997 Workman
D419,864 S 2/2000 Kuzma
D462,273 S * 9/2002 Crawford D9/542
D470,775 S * 2/2003 Zaksenberg D9/543
D482,625 S 11/2003 Crawford
D545,683 S 7/2007 Wong
D558,053 S * 12/2007 Lake D9/541
D565,415 S 4/2008 Lablaine
D600,129 S 9/2009 Lepoitevin
D617,201 S 6/2010 Holmes
D619,461 S * 7/2010 Cummings D9/516

(Continued)

(22) Filed: **Dec. 15, 2015**
(51) **LOC (10) Cl.** **09-01**
(52) **U.S. Cl.**
USPC **D9/516; D9/543; D9/570; D9/575**
(58) **Field of Classification Search**
USPC D9/300, 318, 432, 447-448, 500,
D9/502-504, 516, 520, 522, 523, 526,
D9/528, 529, 530, 531, 533, 537,
D9/538-540, 541-545, 549, 550-552,
D9/556-559, 560, 563-565, 569,
D9/570-575, 652, 682, 685-686, 715,
D9/719; 215/379, 381-385, 387, 396,
215/398; 220/660, 662, 666, 669-675
CPC B65D 1/02; B65D 1/023; B65D 1/0261;
B65D 1/44; B65D 11/20; B65D 11/22;
B65D 11/24; B65D 11/26; B65D 11/28;
B65D 1/0223; B65D 23/10; B65D
2501/0018; B65D 25/2897; B65D 25/32;
B65D 1/40; B65D 23/102; B65D
2501/0081; B29L 2031/715
See application file for complete search history.

FOREIGN PATENT DOCUMENTS

AU 340040 10/2011
BR DI6503013-3 8/2005

(Continued)

Primary Examiner — Catherine Tuttle
Assistant Examiner — Mary Malley

(57) **CLAIM**

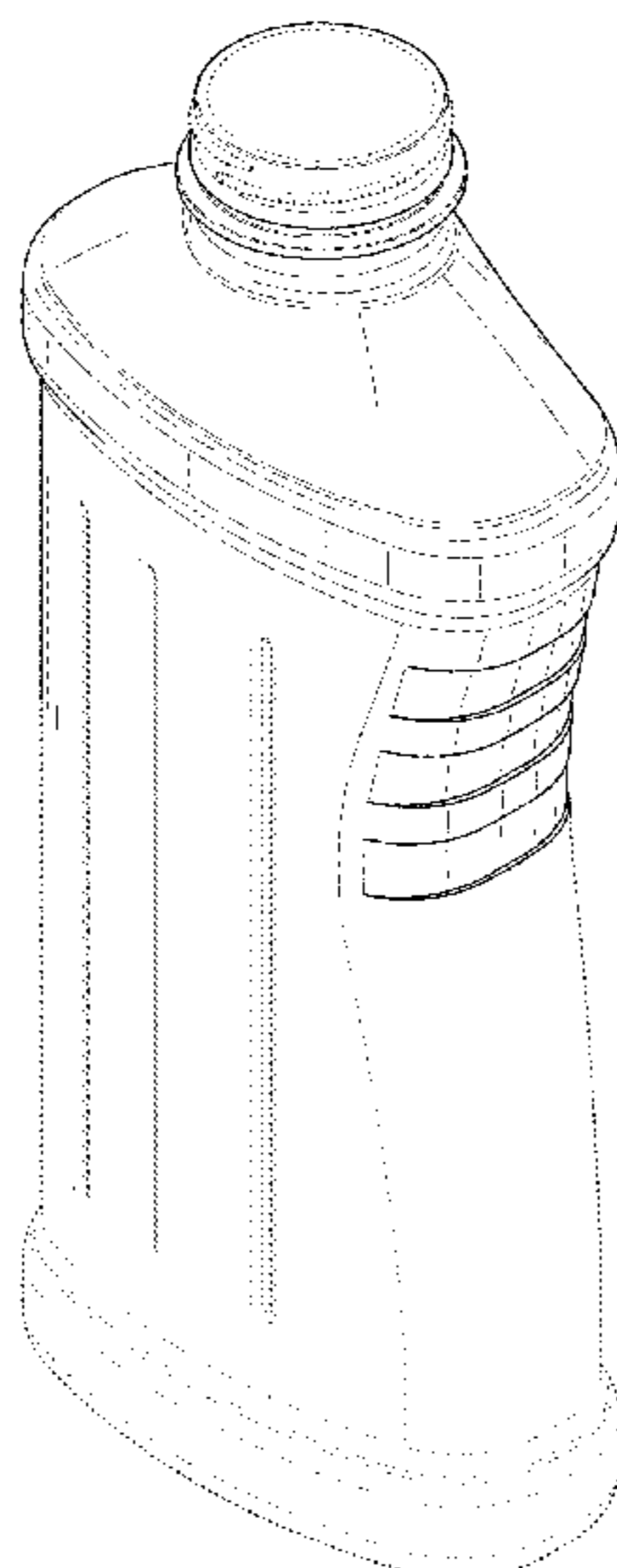
The ornamental design for a portion of a container, as shown and described.

DESCRIPTION

FIG. 1 is a right front perspective view of a portion of a container according to the new design;
FIG. 2 is a front elevational view thereof;
FIG. 3 is a rear elevational view thereof;
FIG. 4 is a right side elevational view thereof;
FIG. 5 is a left side elevational view thereof;
FIG. 6 is a top plan view thereof; and,
FIG. 7 is a bottom plan view thereof.
The broken lines shown in the drawings are included for the purpose of illustrating environmental structure and form no part of the claimed design.

(56) **References Cited**
U.S. PATENT DOCUMENTS
D80,777 S 3/1930 Carr
D221,619 S 8/1971 Horne et al.

1 Claim, 5 Drawing Sheets



(56)

References Cited

FOREIGN PATENT DOCUMENTS

U.S. PATENT DOCUMENTS

D622,595	S	*	8/2010	Rousselet	D9/526
D624,423	S	*	9/2010	Kissinger	D9/516
D643,732	S	*	8/2011	Cummings	D9/543
D643,738	S	*	8/2011	Cummings	D9/563
D645,757	S	*	9/2011	Milhem	D9/543
D650,284	S		12/2011	Schriner		
D650,687	S	*	12/2011	Schriner	D9/530
D651,093	S		12/2011	Van Rens		
D679,142	S		4/2013	Allen		
D679,189	S		4/2013	Miller		
D691,053	S		10/2013	Garcia		
D739,748	S		9/2015	Van Wetten		
D740,673	S		10/2015	Corradini		
D758,877	S		6/2016	Vaughn-Batiz		
D770,902	S		11/2016	Vaughn-Batiz		
2006/0283888	A1	*	12/2006	Kinscherf	B65D 1/0223 222/192
2012/0103929	A1	*	5/2012	Fontana	B65D 1/0223 215/382

BR	DI6805345-2	12/2008
BR	DI6805414-9	12/2008
BR	DI004492-9	* 3/2011
BR	302012004064-7	8/2012
BR	302012005237-8	10/2012
CN	301401276	* 12/2010
CN	301543911	* 5/2011
CN	302131934	* 10/2012
CN	302229561	* 12/2012
CN	302834185	* 6/2014
CN	303674872	* 5/2016
EM	002021030-0001	* 4/2012
EP	EM001049110-0003	12/2008
EP	EM001049910-0004	12/2008
EP	EM001049910-0005	12/2008
EP	EM001808833-0001	1/2011
EP	EM001808833-0002	1/2011
EP	PT3365-0001	9/2013
MX	PA/f/2005/001212	8/2005
MX	31261	10/2008
MX	/f/2011/000645	2/2011

* cited by examiner

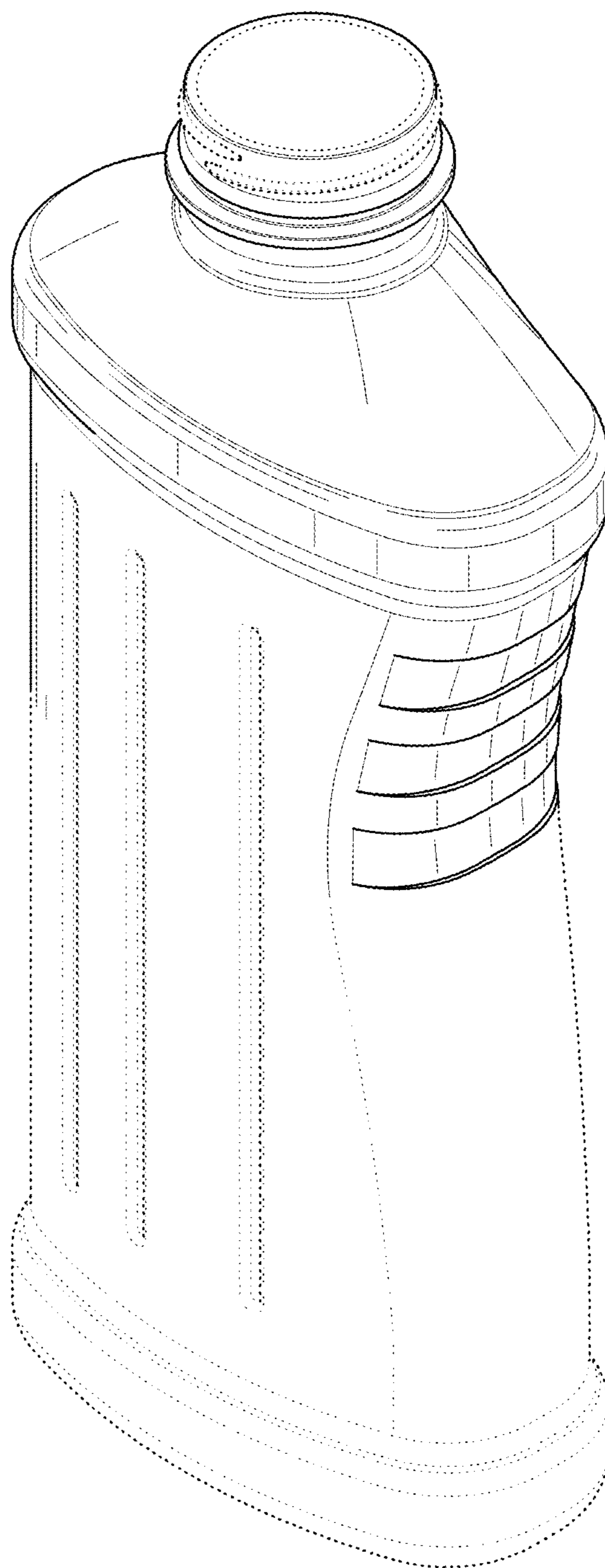


FIG. 1

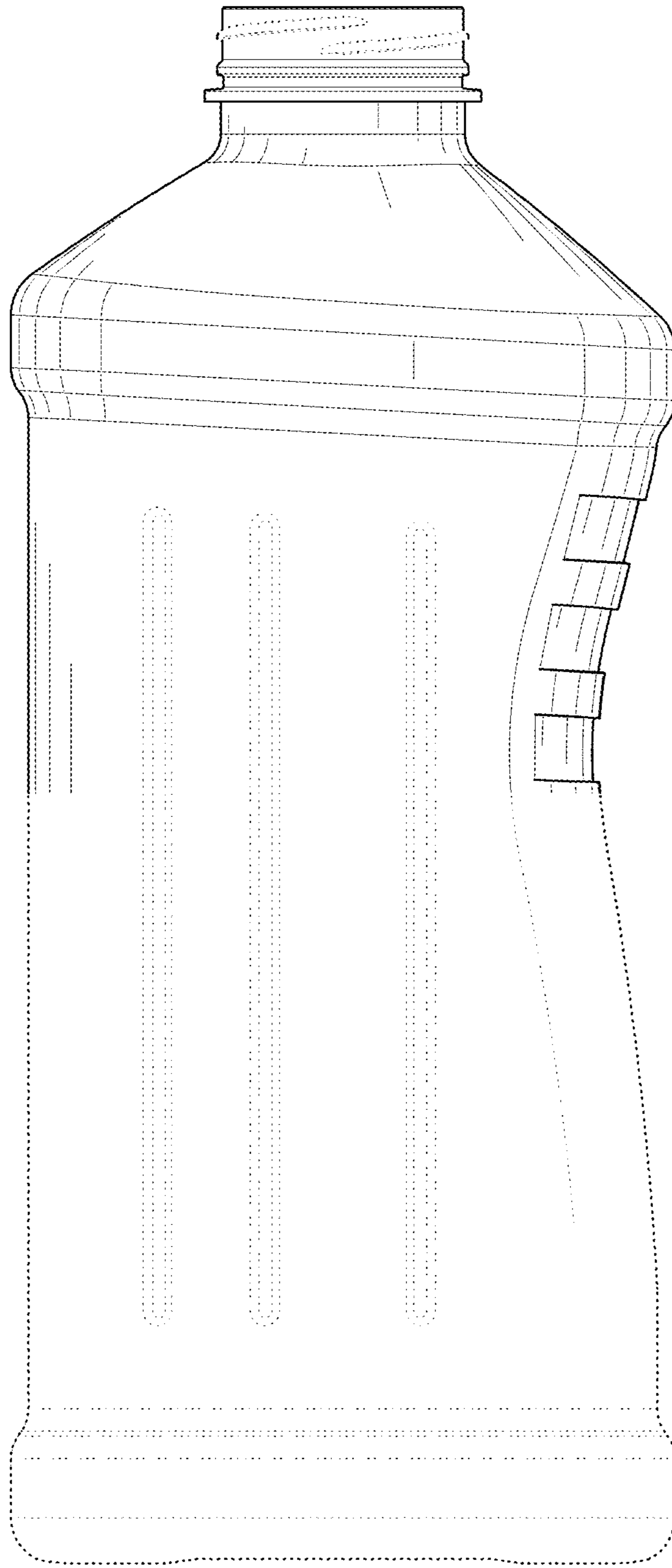


FIG. 2

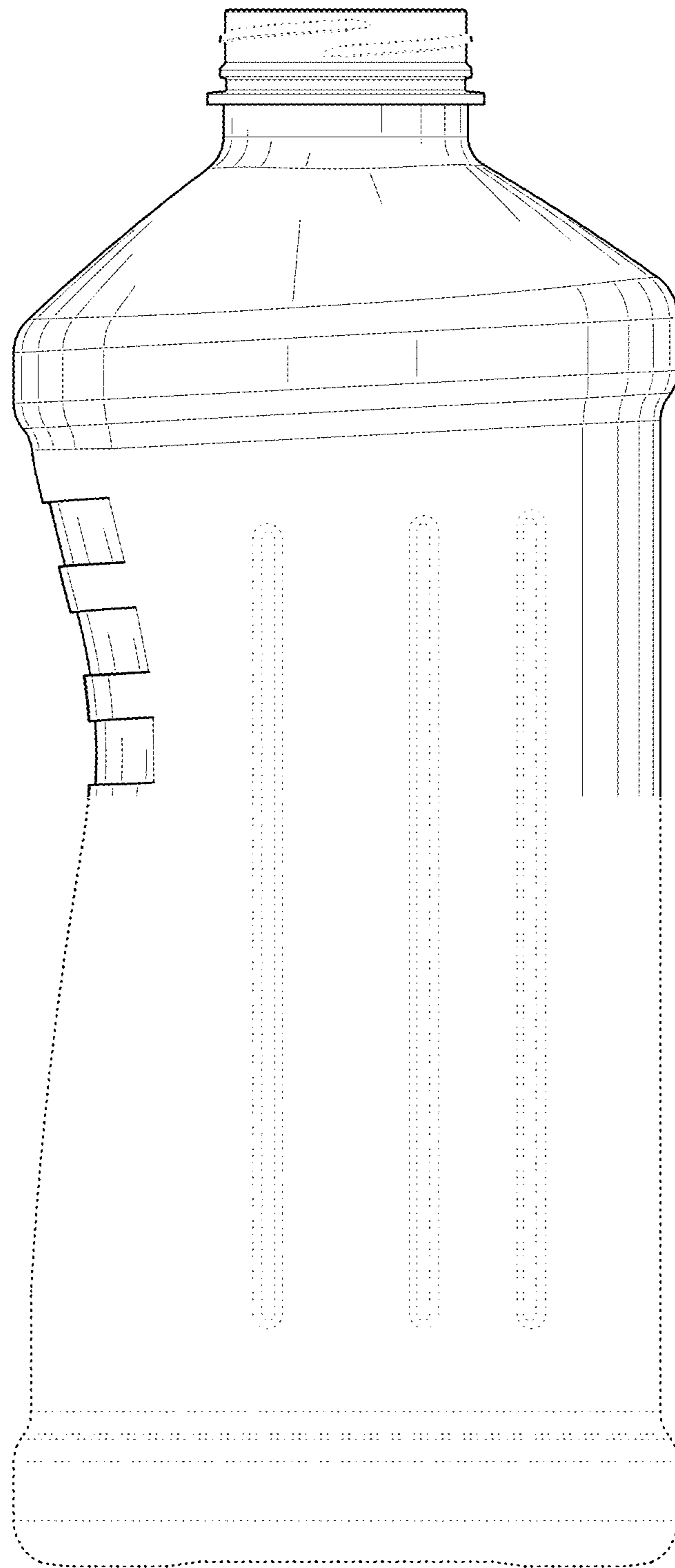


FIG. 3

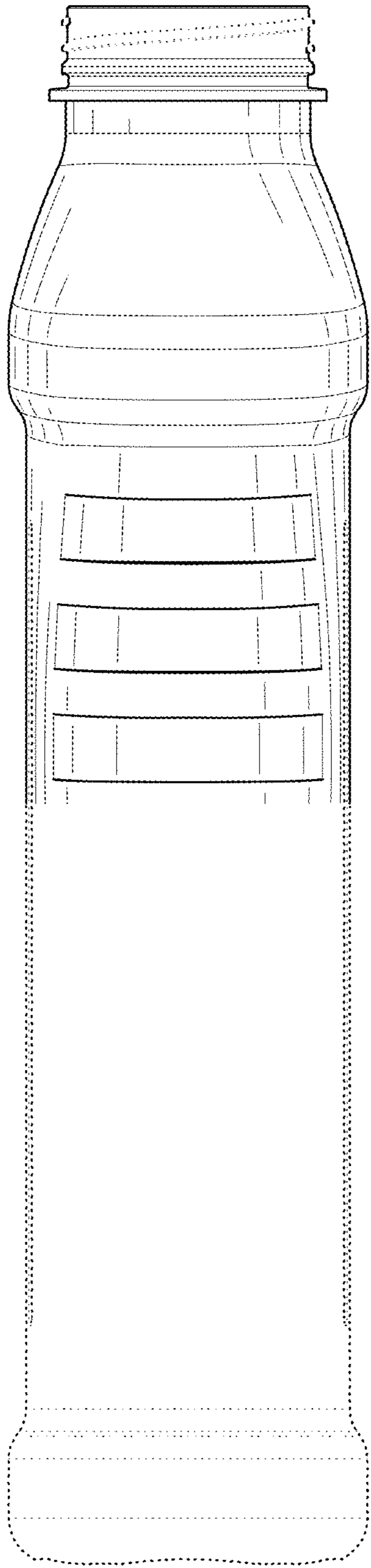


FIG. 4

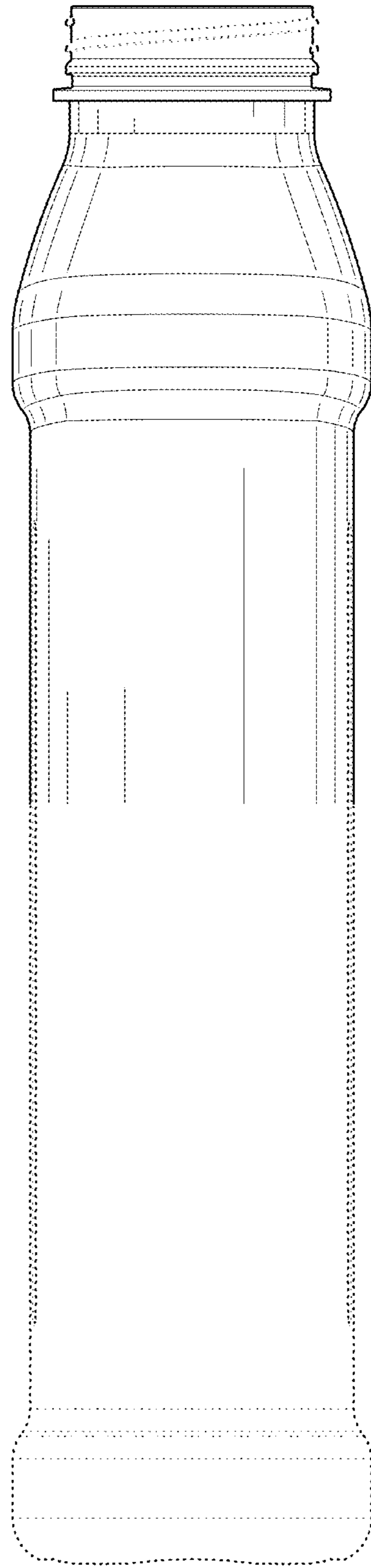


FIG. 5

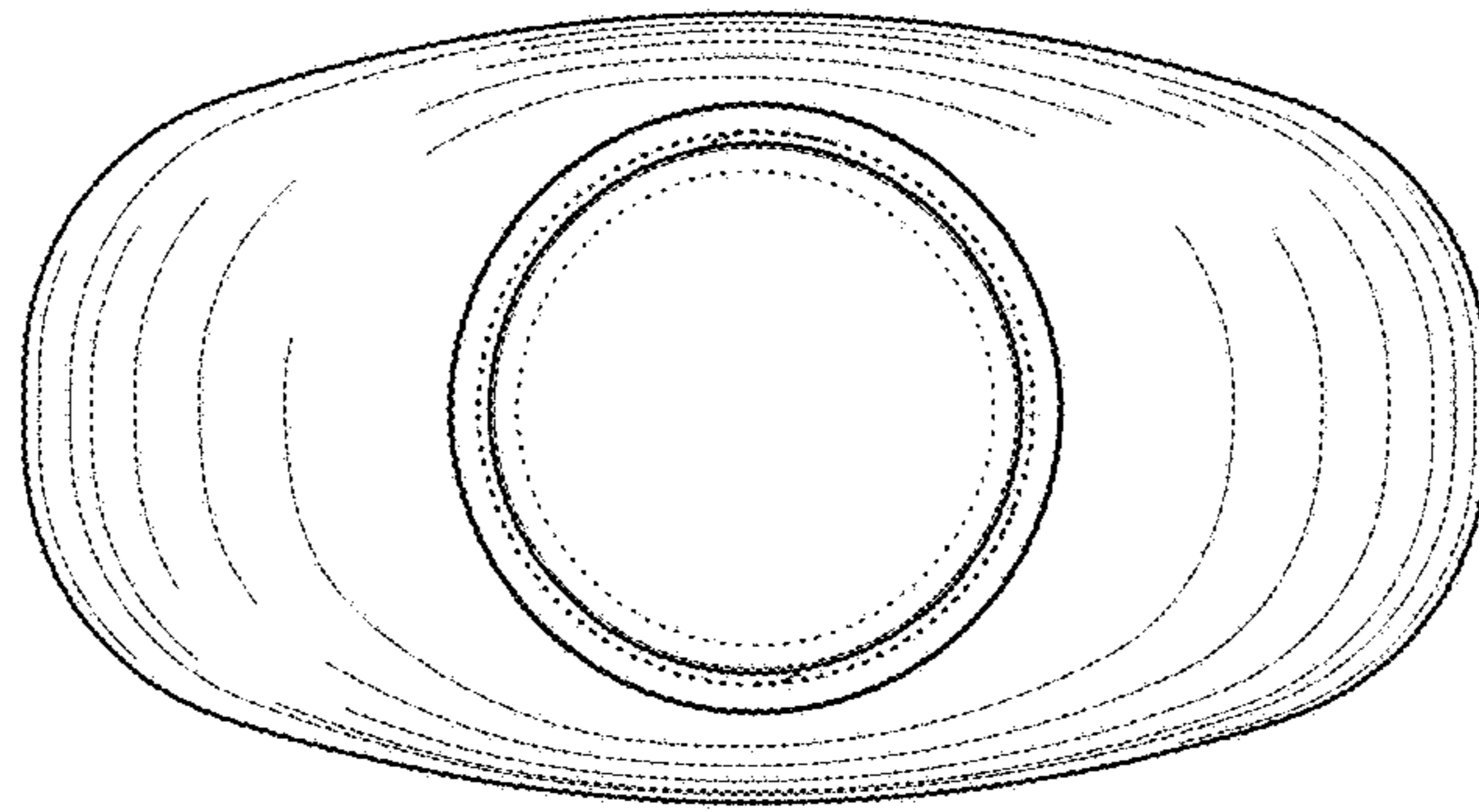


FIG. 6

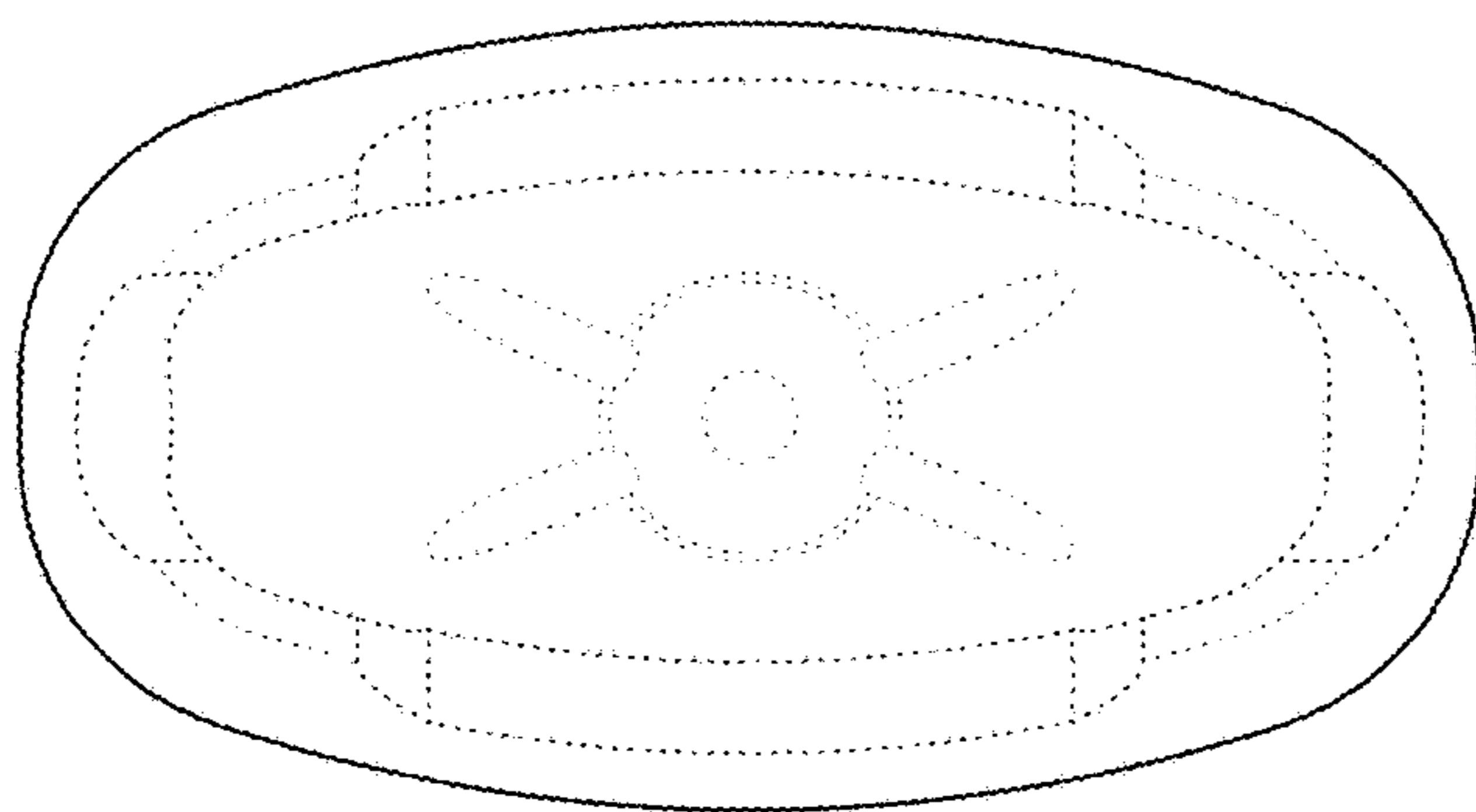


FIG. 7