



US00D784126S

(12) **United States Design Patent** (10) **Patent No.:** **US D784,126 S**
Bernede et al. (45) **Date of Patent:** **** Apr. 18, 2017**

(54) **CONTAINER**

(71) Applicant: **Pernod Ricard SA**, Paris (FR)

(72) Inventors: **Gilles Bernede**, Haute-Savoie (FR);
Emilie Heurtaux, Haute-Savoie (FR);
Marcus Andrew Hoggarth, London (GB);
Christophe Miny, Bourgogne Franche Comté (FR);
Joao Andre Grancho Seco, London (GB);
Morten Villiers Warren, London (GB)

(73) Assignee: **PERNOD RICARD SA** (FR)

(**) Term: **15 Years**

(21) Appl. No.: **29/551,721**

(22) Filed: **Jan. 15, 2016**

(30) **Foreign Application Priority Data**

Jul. 17, 2015 (EM) 002739094

(51) **LOC (10) Cl.** **09-03**

(52) **U.S. Cl.**
USPC **D9/432; D9/685**

(58) **Field of Classification Search**
USPC D9/414-434, 442-445, 447, 449, 456,
D9/457, 542, 563, 600, 614-624, 655,
D9/657, 658, 661, 685, 695, 697-699,
D9/707, 708, 711, 759, 772-776;
D3/273, 276, 304, 310-313; D7/601, 602
CPC B65D 5/00; B65D 5/001; B65D 5/0015;
B65D 5/1209; B65D 5/0227-5/0254;
B65D 5/18

See application file for complete search history.

(56) **References Cited**

U.S. PATENT DOCUMENTS

D333,262 S * 2/1993 Zogg D9/416
D427,826 S * 7/2000 Hernandez D6/515

D718,125 S * 11/2014 Chiang D9/432
D730,728 S * 6/2015 Fath D9/432
D744,829 S * 12/2015 Deering D9/432
D745,388 S * 12/2015 Taylor D9/418
D764,286 S * 8/2016 Dumville D9/432
D766,713 S * 9/2016 Kiss D9/421
2002/0179699 A1* 12/2002 Hengami B65D 5/0254
229/129.1

FOREIGN PATENT DOCUMENTS

CA 163509 * 7/2015
EM 002392811-0001 1/2014
EM 002392811-0002 1/2014
EM 002392811-0003 1/2014

(Continued)

OTHER PUBLICATIONS

U.S. Appl. No. 29/533,815, filed Jul. 22, 2015. (unpublished).

Primary Examiner — Vy Koenig

Assistant Examiner — Omeed Agilee

(74) *Attorney, Agent, or Firm* — Saidman DesignLaw Group, LLC

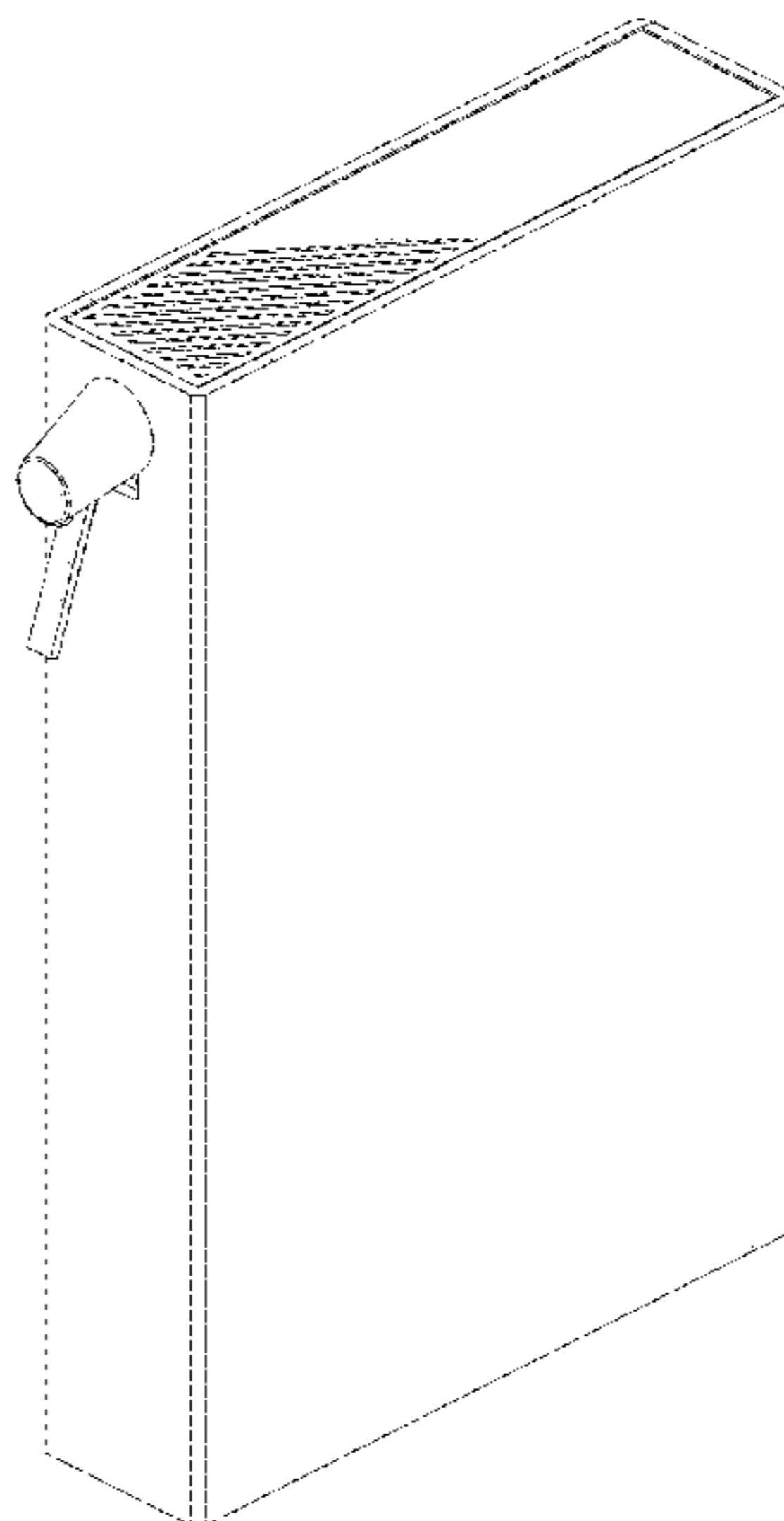
(57) **CLAIM**

The ornamental design for a container, as shown and described.

DESCRIPTION

FIG. 1 is a top, front, and right perspective view of a container showing our new design;
FIG. 2 is a front view thereof;
FIG. 3 is a rear view thereof;
FIG. 4 is a left side view thereof;
FIG. 5 is a right side view thereof;
FIG. 6 is a top view thereof; and,
FIG. 7 is a bottom view thereof.
The broken lines illustrate structure or features that form no part of the claimed design.

1 Claim, 7 Drawing Sheets



(56)

References Cited

FOREIGN PATENT DOCUMENTS

EM	002392811-0004	1/2014
EM	002392811-0005	1/2014
EM	002392811-0006	1/2014
EM	002392829-001	1/2014
EM	002392829-002	1/2014
EM	002392829-003	1/2014
EM	002392829-004	1/2014
EM	002392829-005	1/2014
EM	002392829-006	1/2014

* cited by examiner

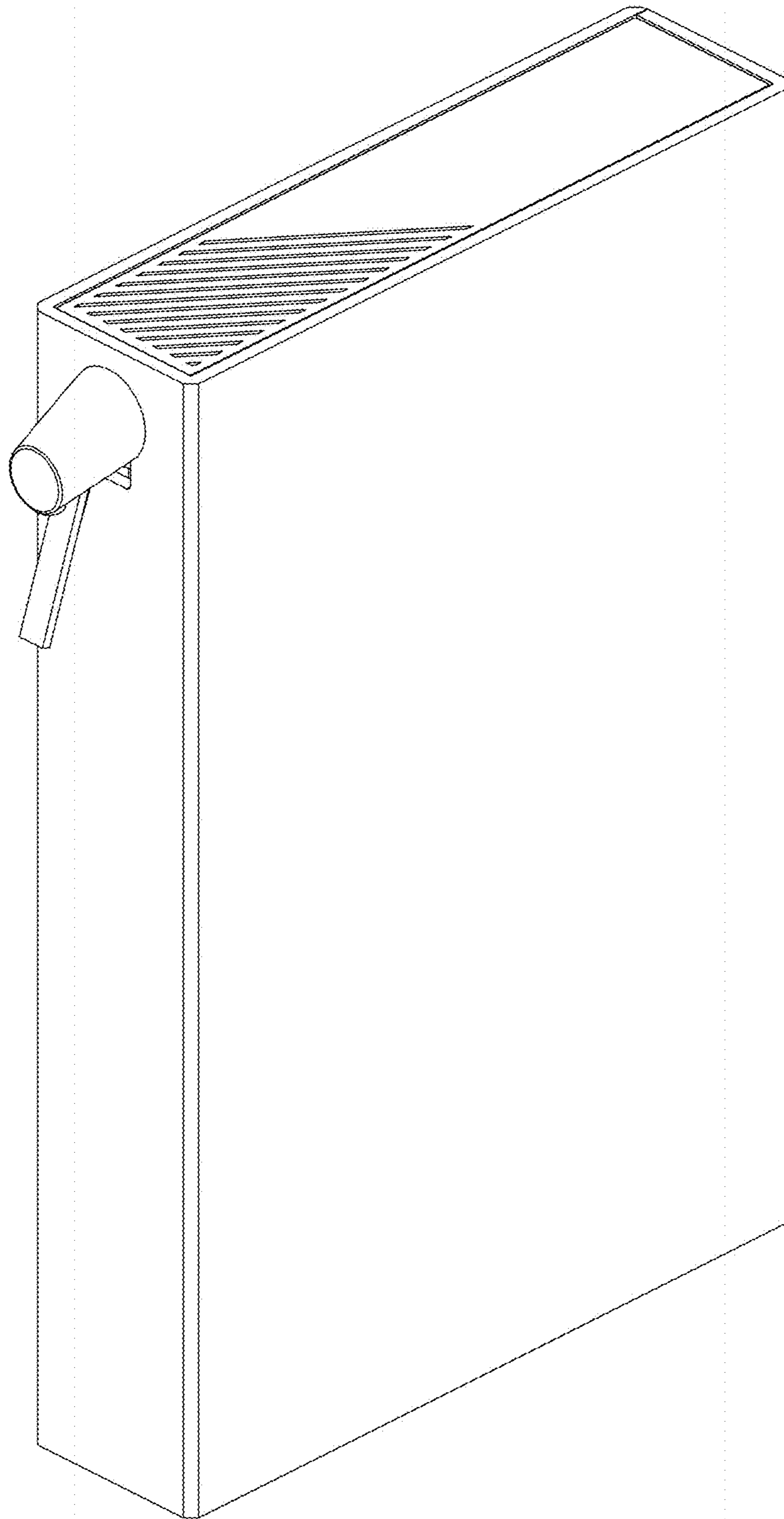


FIG. 1




FIG. 2




FIG. 3




FIG. 4




FIG. 5

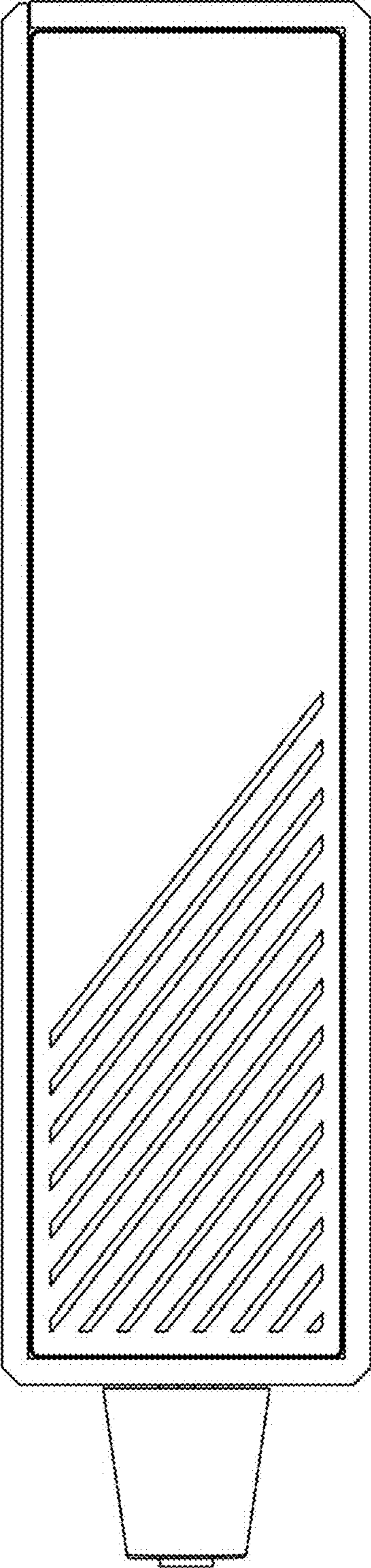


FIG. 6

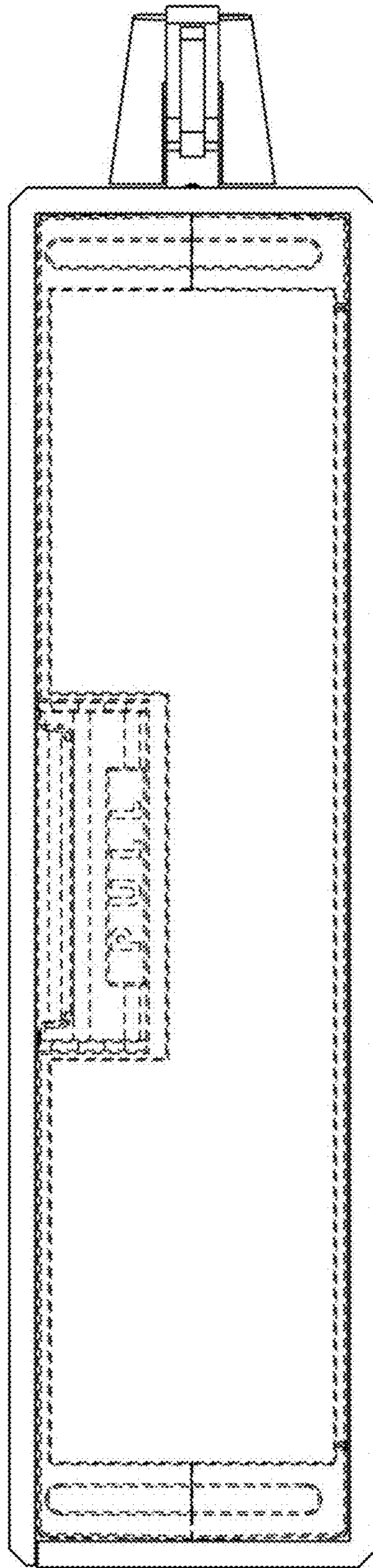


FIG. 7