



US00D784119S

(12) **United States Design Patent** (10) **Patent No.:** **US D784,119 S**
Brooks (45) **Date of Patent:** **** Apr. 18, 2017**

(54) **SHEPHERDS HOOK STAND**

(71) Applicant: **Kevin Brooks**, Leitchfield, KY (US)

(72) Inventor: **Kevin Brooks**, Leitchfield, KY (US)

(73) Assignee: **Decoy Stake Solutions, LLC**,
Leitchfield, KY (US)

(**) Term: **15 Years**

(21) Appl. No.: **29/505,532**

(22) Filed: **Dec. 10, 2015**

(51) **LOC (10) Cl.** **08-05**

(52) **U.S. Cl.**
USPC **D8/367**

(58) **Field of Classification Search**
USPC D8/367, 354, 349
CPC A47G 25/0607; A47K 10/04; G09F 17/00
See application file for complete search history.

8,387,292 B1 * 3/2013 Rasmus G09F 17/00
116/173
D702,540 S * 4/2014 Kacines D8/367
D734,134 S * 7/2015 Bauerle D8/372
2006/0016943 A1 * 1/2006 Thompson A47J 33/00
248/175
2008/0272269 A1 * 11/2008 Moravsky A45F 5/02
248/692

* cited by examiner

Primary Examiner — Cynthia Underwood
(74) *Attorney, Agent, or Firm* — Carrithers Law Office,
PLLC

(57) **CLAIM**

The ornamental design for a shepherds hook stand, as shown and described.

DESCRIPTION

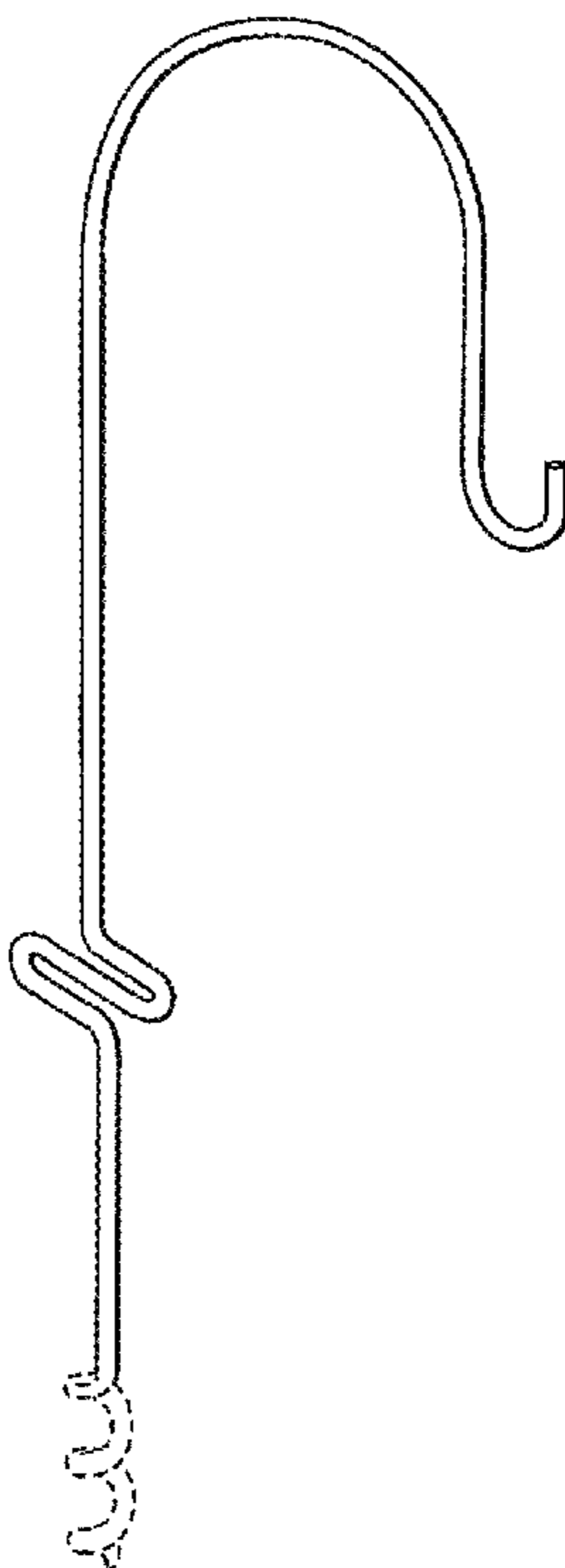
FIG. 1 is a perspective view of a shepherds hook stand showing my new design;
FIG. 2 is a front plan view thereof;
FIG. 3 is a rear plan view thereof;
FIG. 4 is a left side view thereof;
FIG. 5 is a right side view thereof;
FIG. 6 is a bottom plan view thereof; and,
FIG. 7 is a top plan view thereof.
The broken lines shown in the drawings represent portions of the shepherds hook stand that form no part of the claimed design.

1 Claim, 3 Drawing Sheets

(56) **References Cited**

U.S. PATENT DOCUMENTS

D31,995 S * 12/1899 Alker D8/370
1,333,692 A * 3/1920 Wester A47G 25/0607
24/598.7
4,979,712 A * 12/1990 Rios A47K 10/04
248/215
D648,208 S * 11/2011 Platt D8/367
D661,574 S * 6/2012 Platt D8/367
D668,938 S * 10/2012 Morales D8/367



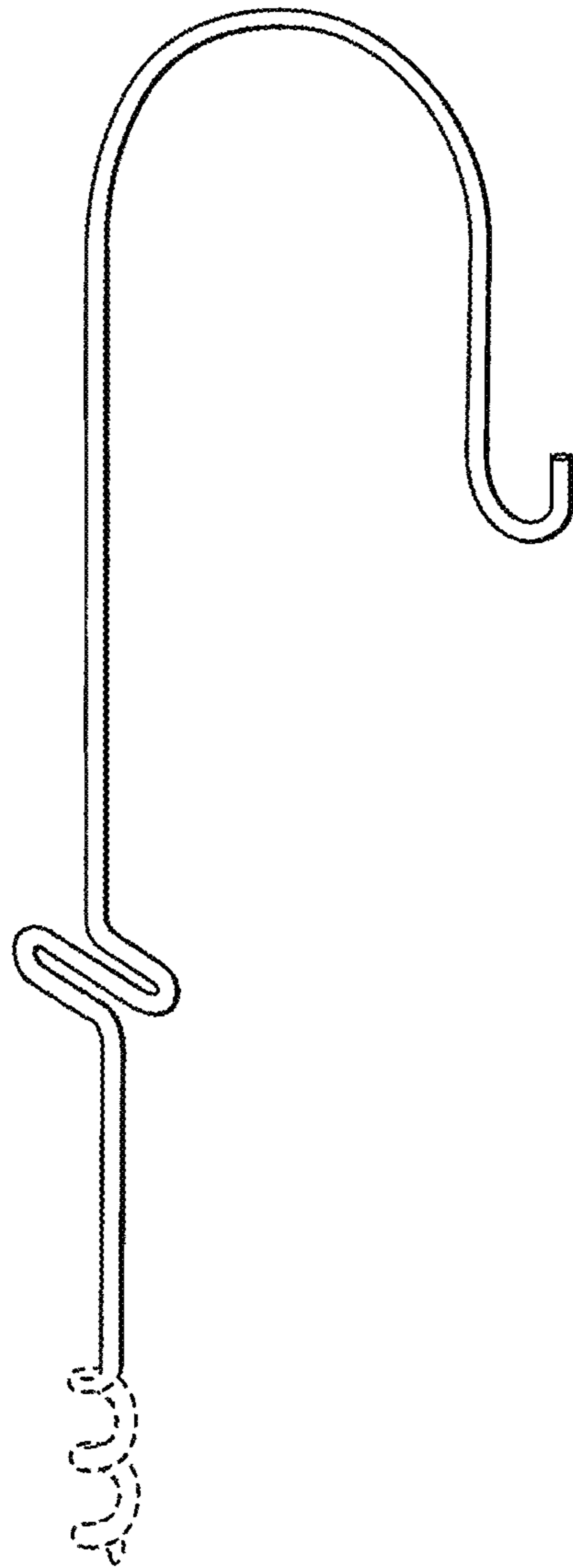


FIG. 1

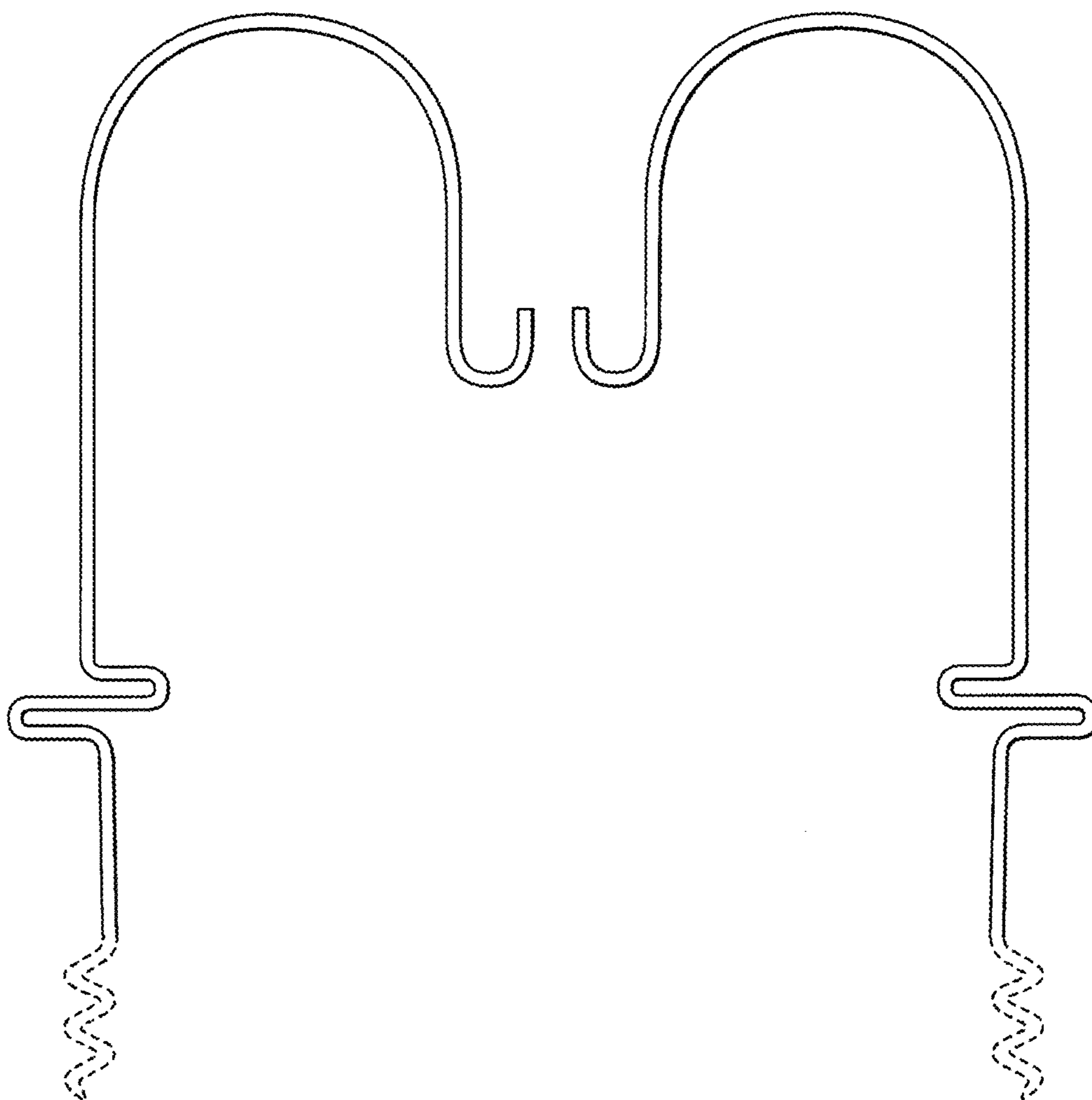


FIG. 2

FIG. 3



FIG. 4



FIG. 5



FIG. 6




FIG. 7