



US00D784107S

(12) **United States Design Patent**  
**Chen**

(10) **Patent No.:** **US D784,107 S**

(45) **Date of Patent:** **\*\* Apr. 18, 2017**

(54) **CUTTER**

(71) Applicant: **Hsiu-Man Yu Chen**, Taichung (TW)

(72) Inventor: **Hsiu-Man Yu Chen**, Taichung (TW)

(\*\*) Term: **15 Years**

(21) Appl. No.: **29/551,006**

(22) Filed: **Jan. 8, 2016**

(51) **LOC (10) Cl.** ..... **08-03**

(52) **U.S. Cl.**  
USPC ..... **D8/98**

(58) **Field of Classification Search**  
USPC ..... D8/98-102  
See application file for complete search history.

(56) **References Cited**

**U.S. PATENT DOCUMENTS**

D527,604 S *	9/2006	Kempker	.....	D8/102
D636,248 S *	4/2011	Still	.....	D8/98
D649,001 S *	11/2011	Still	.....	D8/105
D660,674 S *	5/2012	Still	.....	D8/98
D673,440 S *	1/2013	Kempker	.....	D8/98

D714,611 S *	10/2014	Yu Chen	.....	D8/98
D752,942 S *	4/2016	Rohrbach	.....	D8/98
D767,966 S *	10/2016	Standlee	.....	D8/98

\* cited by examiner

*Primary Examiner* — Phillip S Hyder  
(74) *Attorney, Agent, or Firm* — Ming Chow; Sinorica, LLC

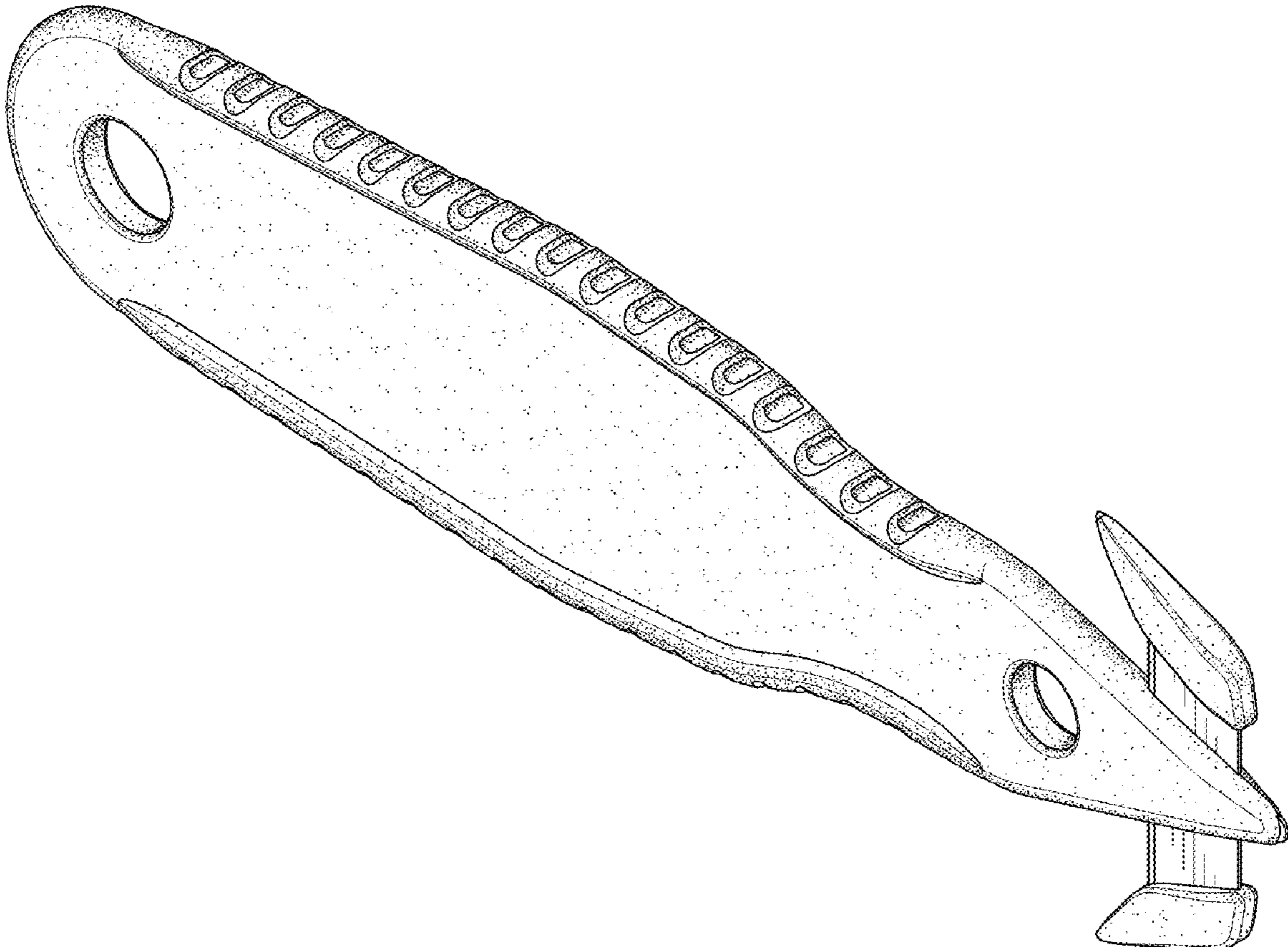
(57) **CLAIM**

I claim the ornamental design for a cutter, as shown and described.

**DESCRIPTION**

FIG. 1 is a front perspective view of a cutter showing my new design;  
FIG. 2 is a front elevational view thereof;  
FIG. 3 is a rear elevational view thereof.  
FIG. 4 is a left side elevational view thereof;  
FIG. 5 is a right side elevational view thereof;  
FIG. 6 is a top plan view thereof; and,  
FIG. 7 is a bottom plan view thereof.

**1 Claim, 4 Drawing Sheets**



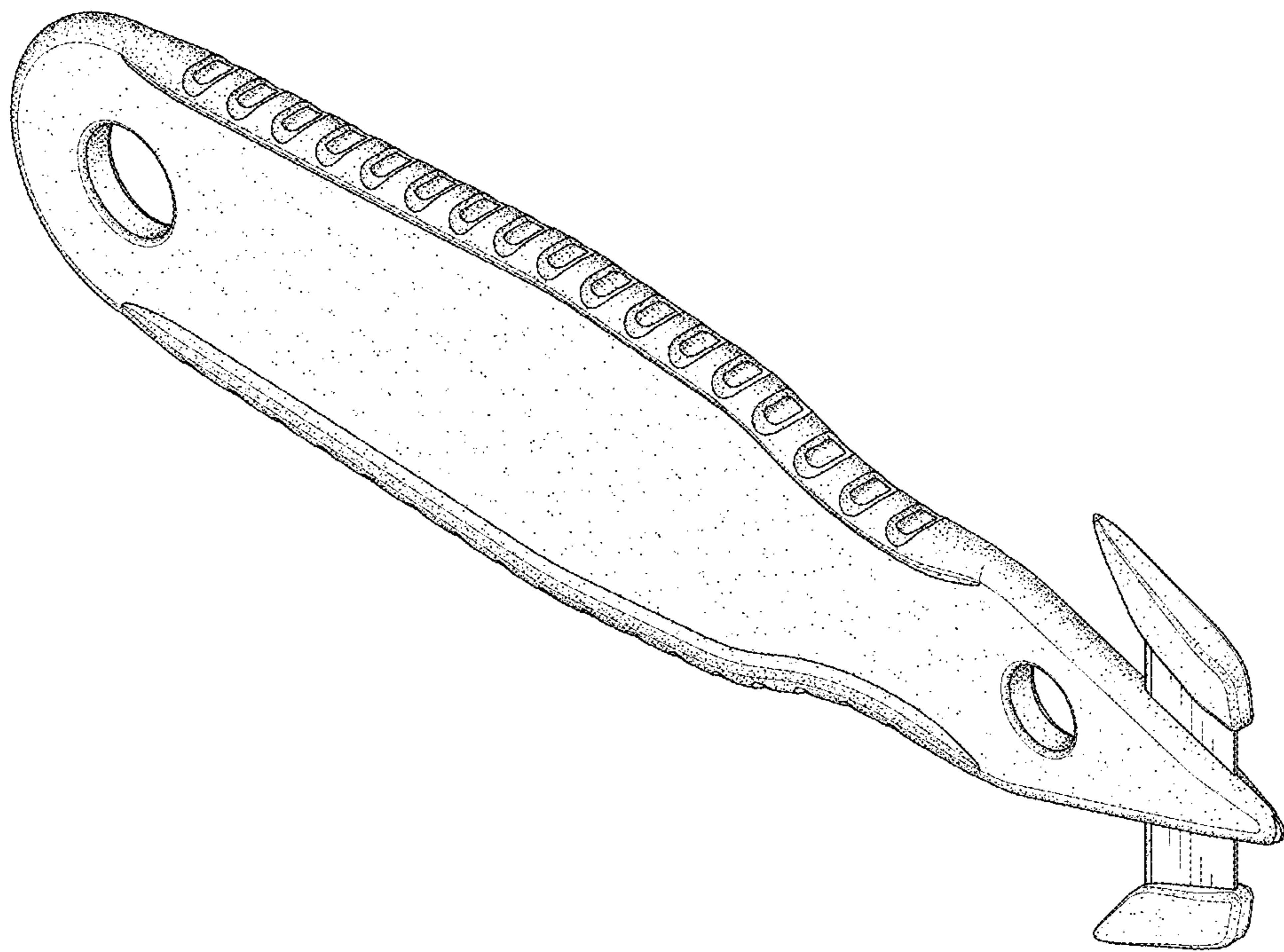


FIG. 1

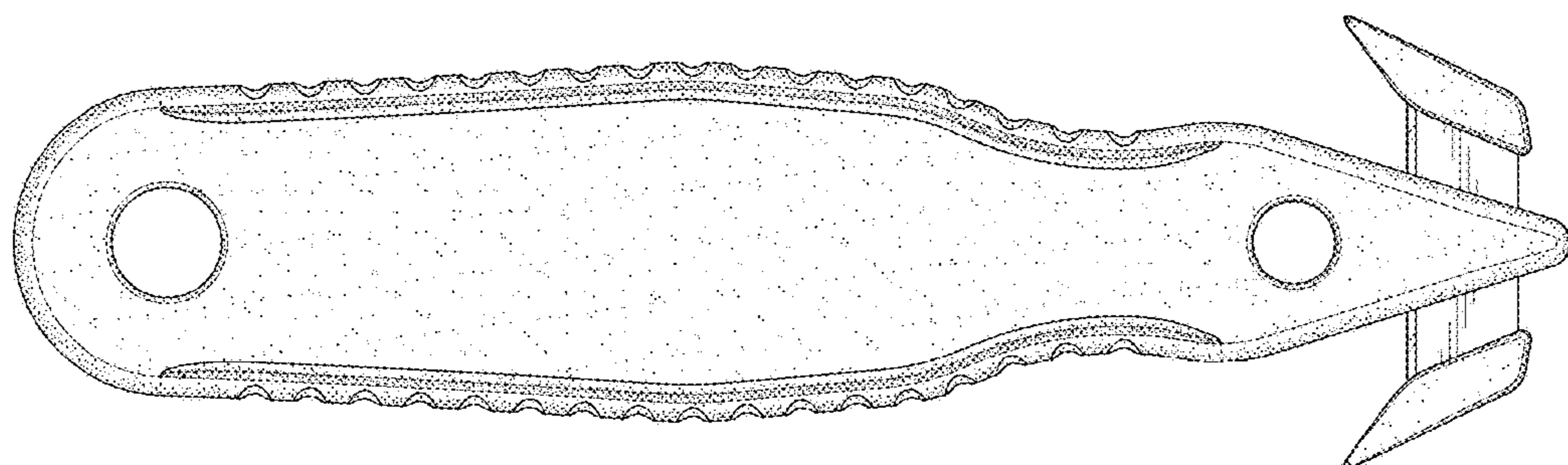


FIG. 2

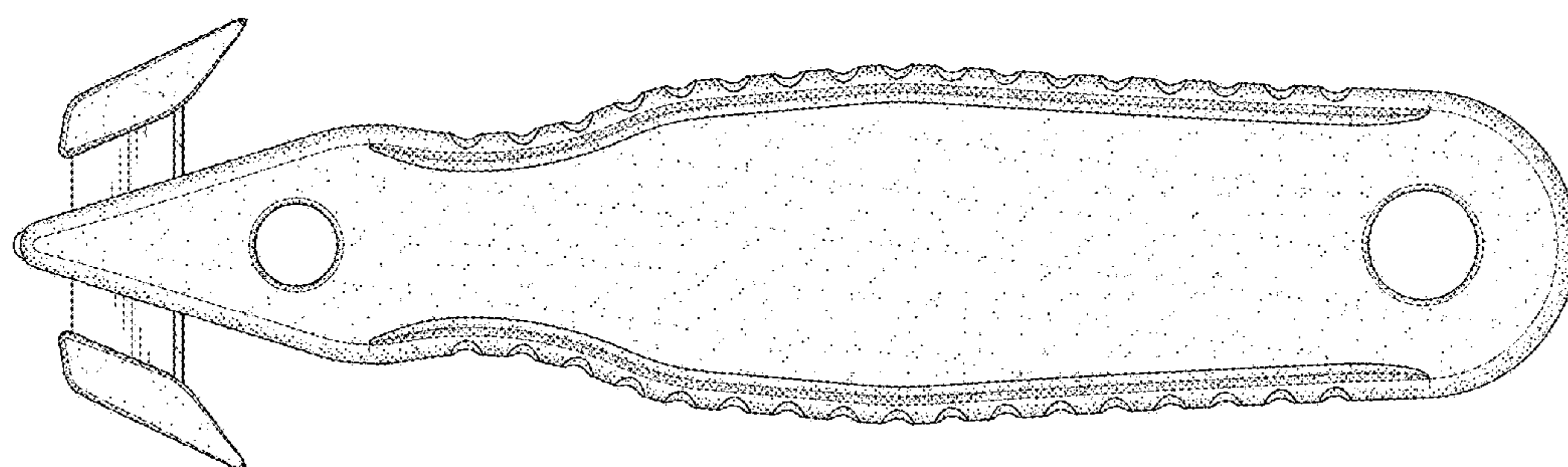


FIG. 3

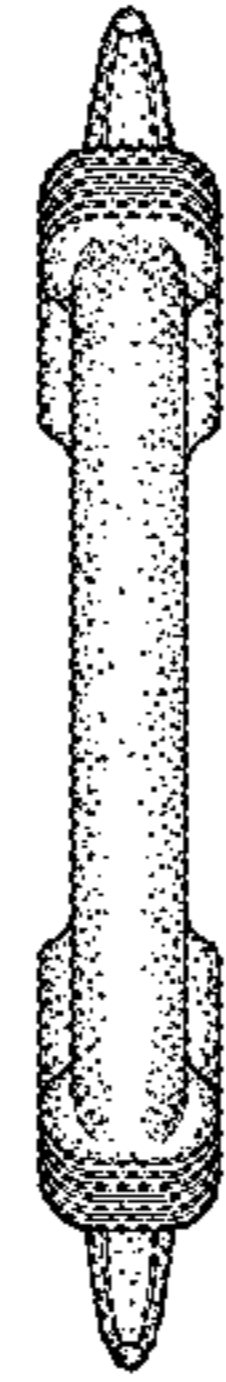


FIG. 4



FIG. 5



FIG. 6



FIG. 7