



US00D784102S

(12) **United States Design Patent**
Honadel et al.

(10) **Patent No.:** **US D784,102 S**

(45) **Date of Patent:** **** Apr. 18, 2017**

(54) **BOLT CUTTER**

(71) Applicant: **Fiskars Brands, Inc.**, Madison, WI (US)

(72) Inventors: **Aaron Honadel**, Ixonia, WI (US);
Stephen P. Dechant, Lodi, WI (US);
Colin Roberts, Madison, WI (US)

(73) Assignee: **Fiskars Brands, Inc.**, Middleton, WI (US)

(**) Term: **15 Years**

(21) Appl. No.: **29/541,853**

(22) Filed: **Oct. 8, 2015**

(51) **LOC (10) Cl.** **08-05**

(52) **U.S. Cl.**
USPC **D8/52**

(58) **Field of Classification Search**
USPC D8/4, 5, 51-60
See application file for complete search history.

(56) **References Cited**

U.S. PATENT DOCUMENTS

D386,369 S	*	11/1997	Lin	D8/5
D401,485 S	*	11/1998	Liao	D8/5
D416,458 S	*	11/1999	Kun-Meng	D8/52
D494,027 S	*	8/2004	Lin	D8/5
D494,430 S	*	8/2004	Lin	D8/5
D500,941 S	*	1/2005	Tatic	D8/5
D500,942 S	*	1/2005	Lai	D8/5
D501,765 S	*	2/2005	Tatic	D8/5

D502,068 S	*	2/2005	Tatic	D8/5
D510,002 S	*	9/2005	Lai	D8/5
D578,360 S	*	10/2008	Nellenbach	D8/4
D624,797 S	*	10/2010	Kochi	D8/52
D635,418 S	*	4/2011	Huang	D8/5
D691,004 S	*	10/2013	Masalin	D8/4
D691,434 S	*	10/2013	Nies	D8/5
D691,435 S	*	10/2013	Nies	D8/5
D691,436 S	*	10/2013	Nies	D8/5
D693,192 S	*	11/2013	Masalin	D8/5
D693,658 S	*	11/2013	Liu	D8/5
D704,520 S	*	5/2014	Lyytikainen	D8/5
D715,607 S	*	10/2014	Lyytikainen	D8/5
D717,134 S	*	11/2014	Lyytikainen	D8/5
D740,633 S	*	10/2015	Descombes	D8/52
D762,094 S	*	7/2016	Deville	D8/5

* cited by examiner

Primary Examiner — Deanna L Pratt

(74) *Attorney, Agent, or Firm* — Foley & Lardner LLP

(57) **CLAIM**

We claim the ornamental design for a bolt cutter, as shown and described.

DESCRIPTION

FIG. 1 is a front perspective view from below of the claimed design;

FIG. 2 is a front view of the claimed design of FIG. 1;

FIG. 3 is a rear side view of the claimed design of FIG. 1;

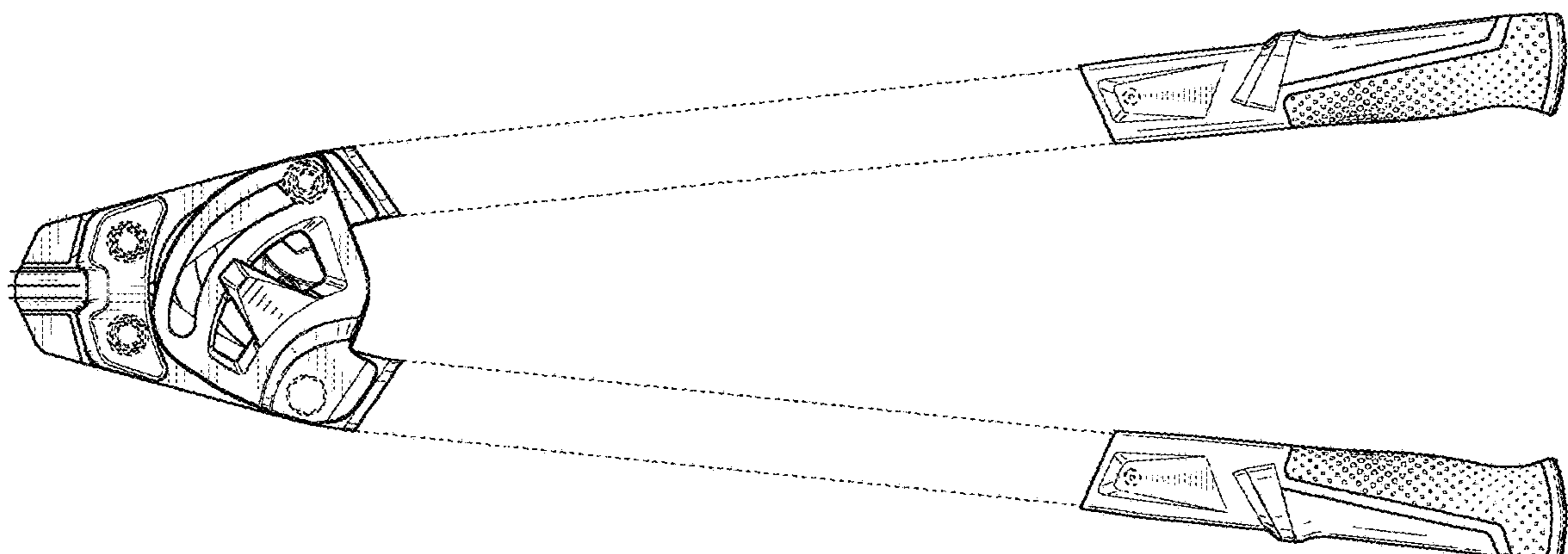
FIG. 4 is a left side view of the claimed design of FIG. 1;

FIG. 5 is a right side view of the claimed design of FIG. 1;

FIG. 6 is a top view of the claimed design of FIG. 1; and,

FIG. 7 is a bottom view of the claimed design of FIG. 1.

1 Claim, 5 Drawing Sheets



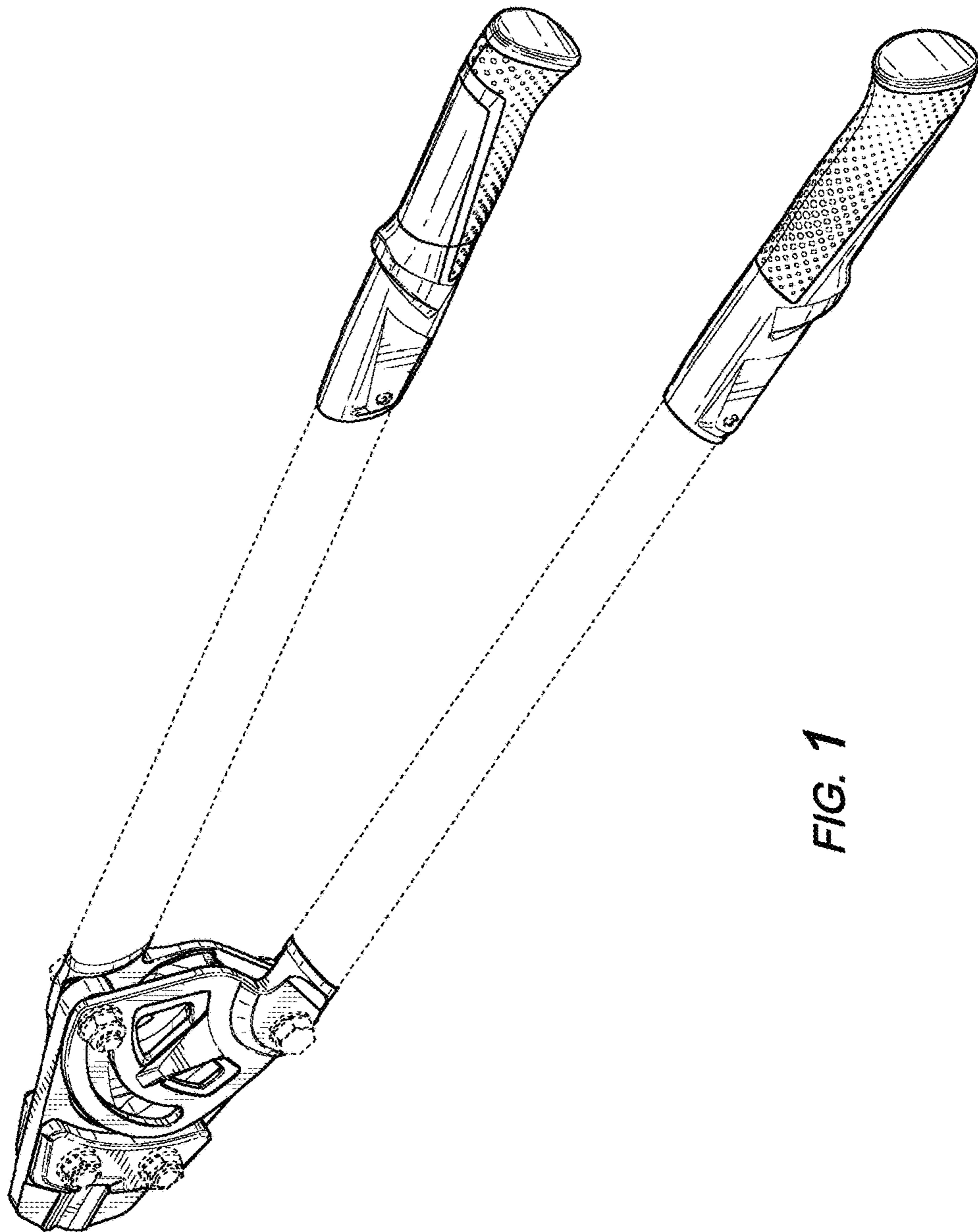


FIG. 1

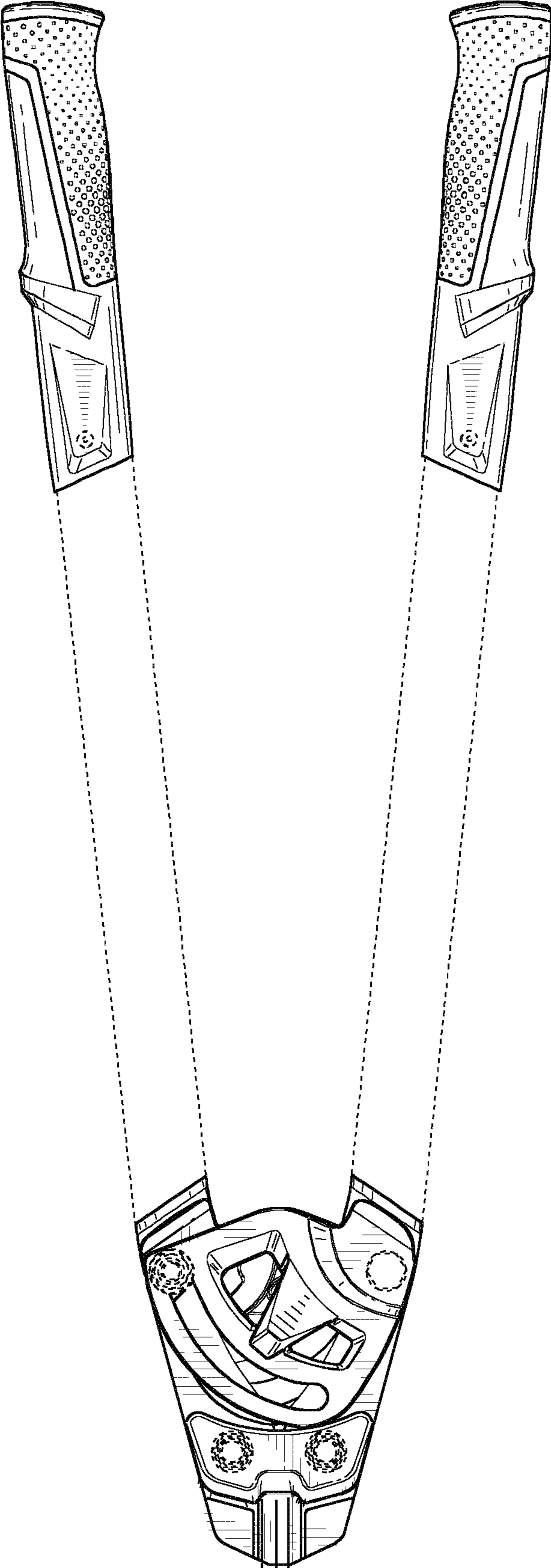


FIG. 2

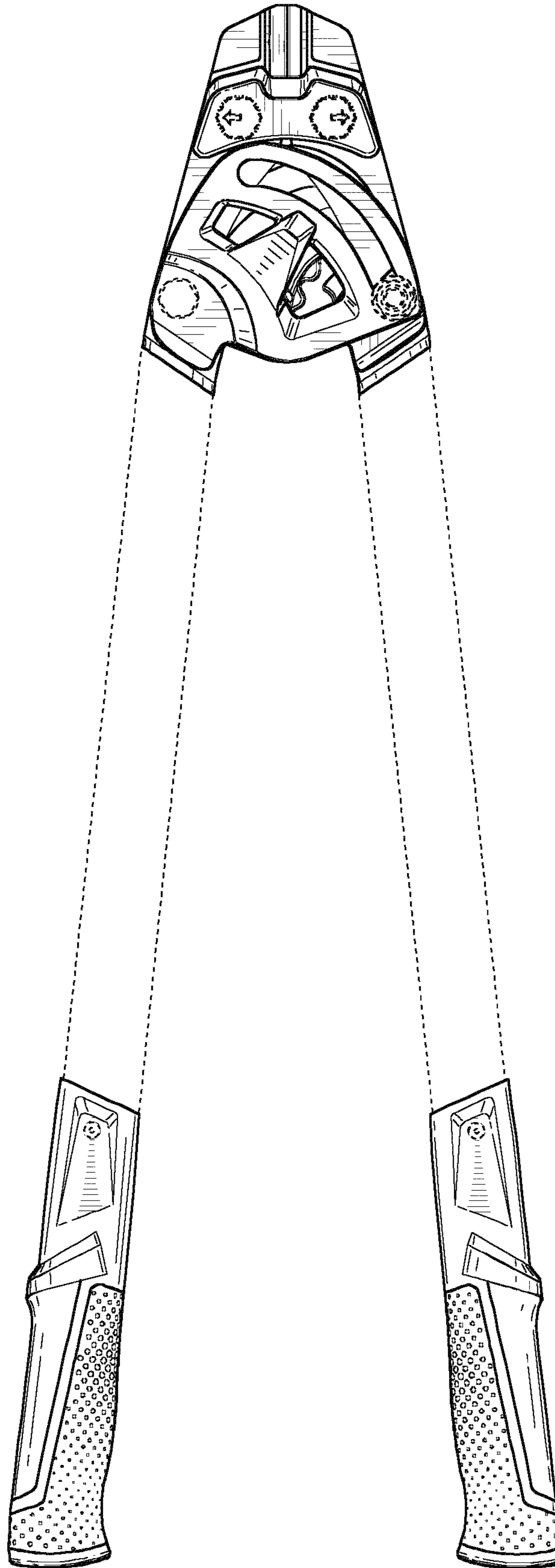


FIG. 3

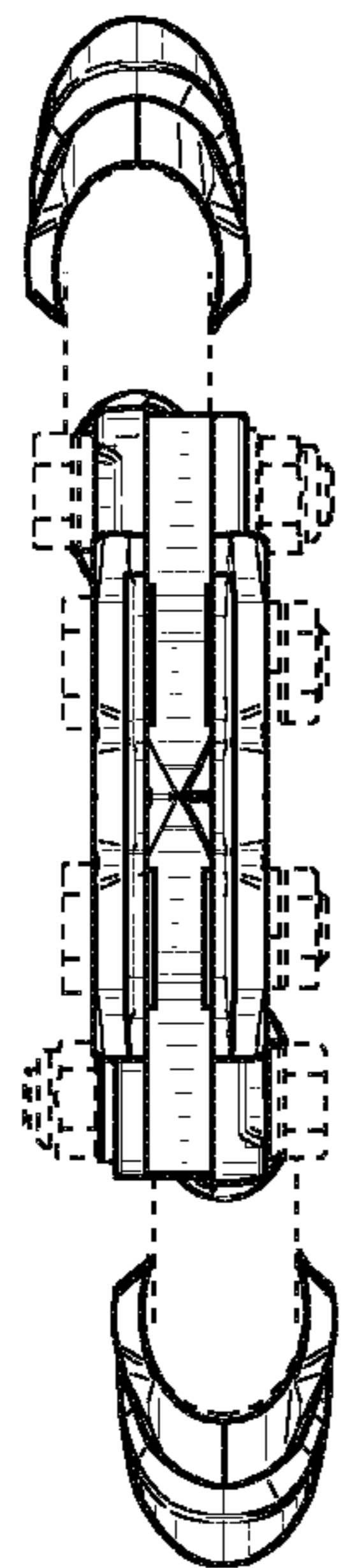


FIG. 4

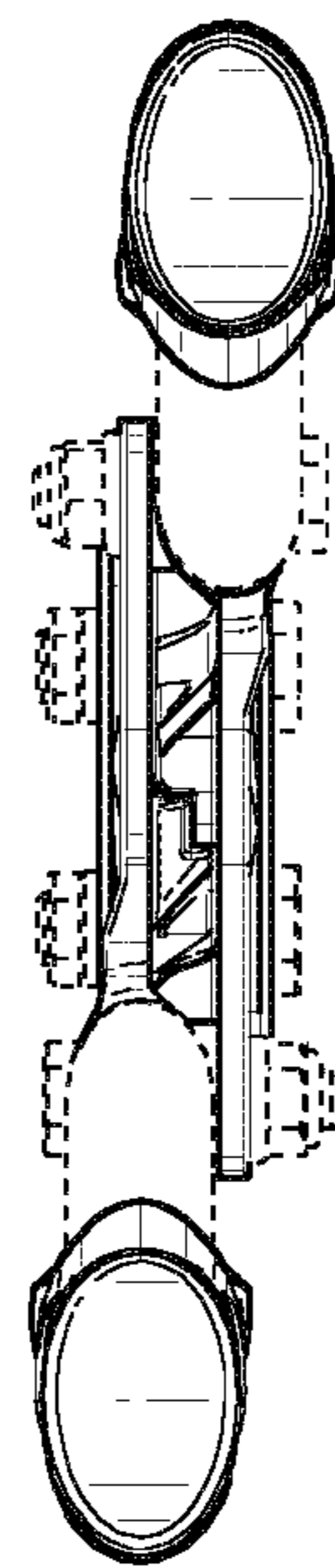


FIG. 5

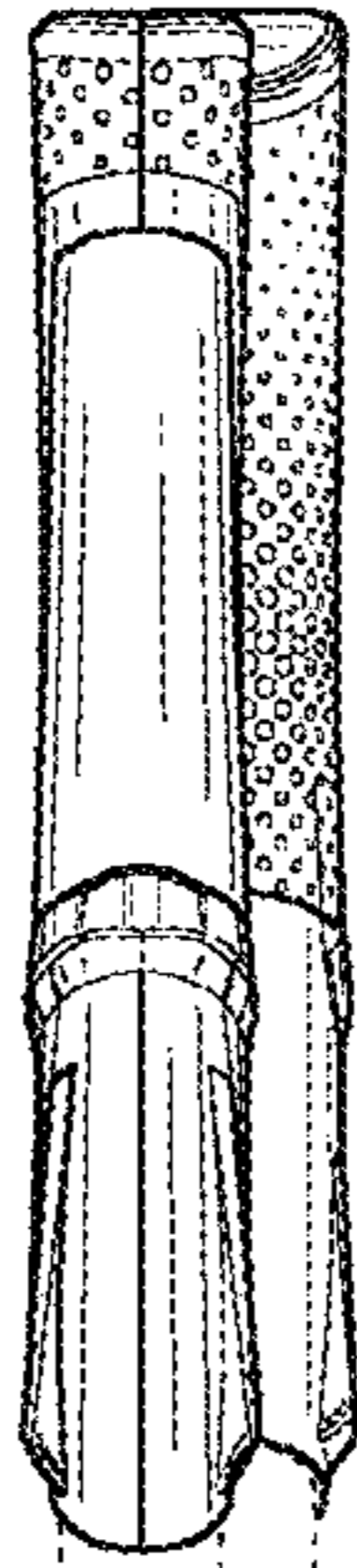


FIG. 6

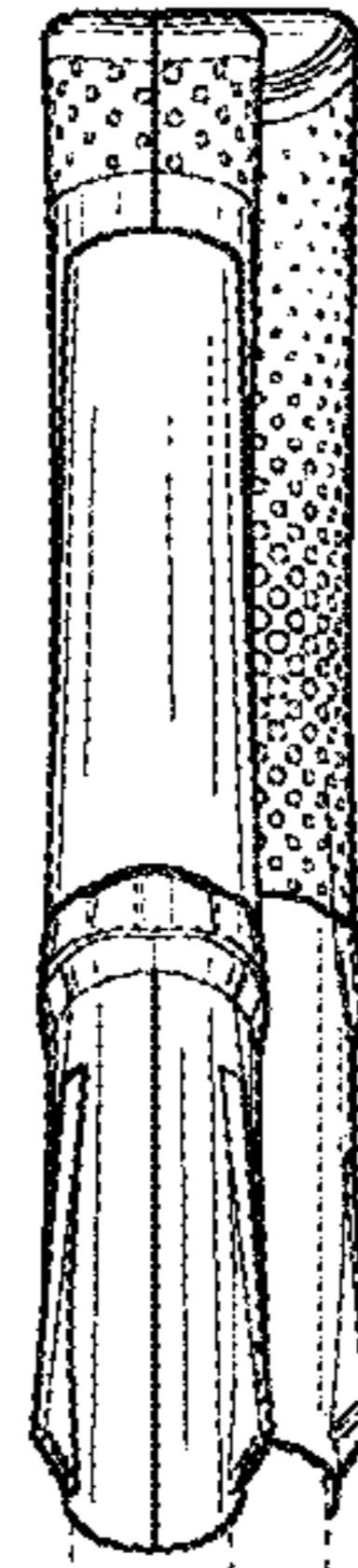
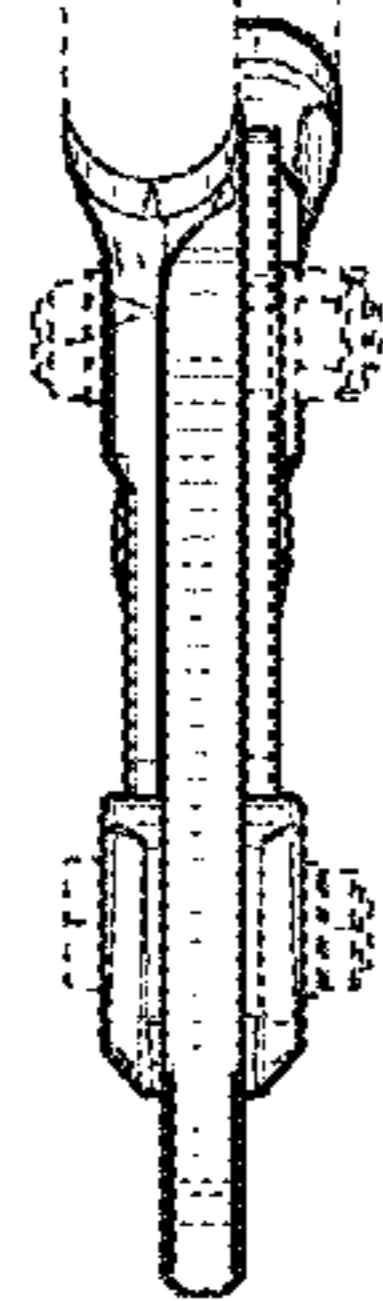


FIG. 7

