

US00D784085S

(12) **United States Design Patent**
Langston

(10) **Patent No.:** **US D784,085 S**
(45) **Date of Patent:** **** Apr. 18, 2017**

(54) **WATER BOTTLE WITH EXTENDED STRAW**

(71) Applicant: **Dianna Langston**, Sacramento, CA
(US)

(72) Inventor: **Dianna Langston**, Sacramento, CA
(US)

(**) Term: **15 Years**

(21) Appl. No.: **29/553,622**

(22) Filed: **Feb. 3, 2016**

(51) **LOC (10) Cl.** **07-01**

(52) **U.S. Cl.**
USPC **D7/511**

(58) **Field of Classification Search**
USPC D7/509, 510, 511, 523, 538, 543;
220/200, 705-710, 592.16, 592.17;
215/396-400; D23/209; 210/203, 205,
210/206
CPC A47G 19/22; A47G 19/2205; A47G 19/2211;
A47G 19/2216; A47G 19/2272; A47G
19/2288; A45F 3/16; A47J 43/27; B65D
41/04; B65D 41/56; B65D 43/02; B65D
47/08

See application file for complete search history.

(56) **References Cited**

U.S. PATENT DOCUMENTS

2,969,064 A 3/1957 Metz
2,805,001 A 9/1957 Biederman
D253,715 S * 12/1979 Emery D23/209
4,898,290 A * 2/1990 Cueto A61J 9/00
215/11.1
D321,550 S * 11/1991 Laughlen D23/209
5,301,860 A 4/1994 Paczonay
D369,214 S * 4/1996 Nason 210/359
D378,975 S * 4/1997 Reid D24/197
5,755,368 A 5/1998 Bekkedahl

6,082,583 A 7/2000 Bussell et al.
D507,722 S * 7/2005 Rockhill D7/300.2
7,984,817 B1 * 7/2011 Everett A61J 9/006
215/11.5
D659,471 S 5/2012 Hyde
2004/0262331 A1 * 12/2004 Woolfson A45F 3/20
222/145.5
2006/0255048 A1 * 11/2006 Bemis A45F 3/20
220/703
2011/0011819 A1 1/2011 Lee

FOREIGN PATENT DOCUMENTS

WO WO2012164119 12/2012

* cited by examiner

Primary Examiner — Daniel Bui
Assistant Examiner — Andrew Kerr

(57) **CLAIM**

The ornamental design for a water bottle with extended straw, as shown and described.

DESCRIPTION

FIG. 1 is a front view of a water bottle with extended straw showing my new design, a rear view being a mirror image thereof;

FIG. 2 is a left side view of the water bottle with extended straw;

FIG. 3 is a right side view of the water bottle with extended straw;

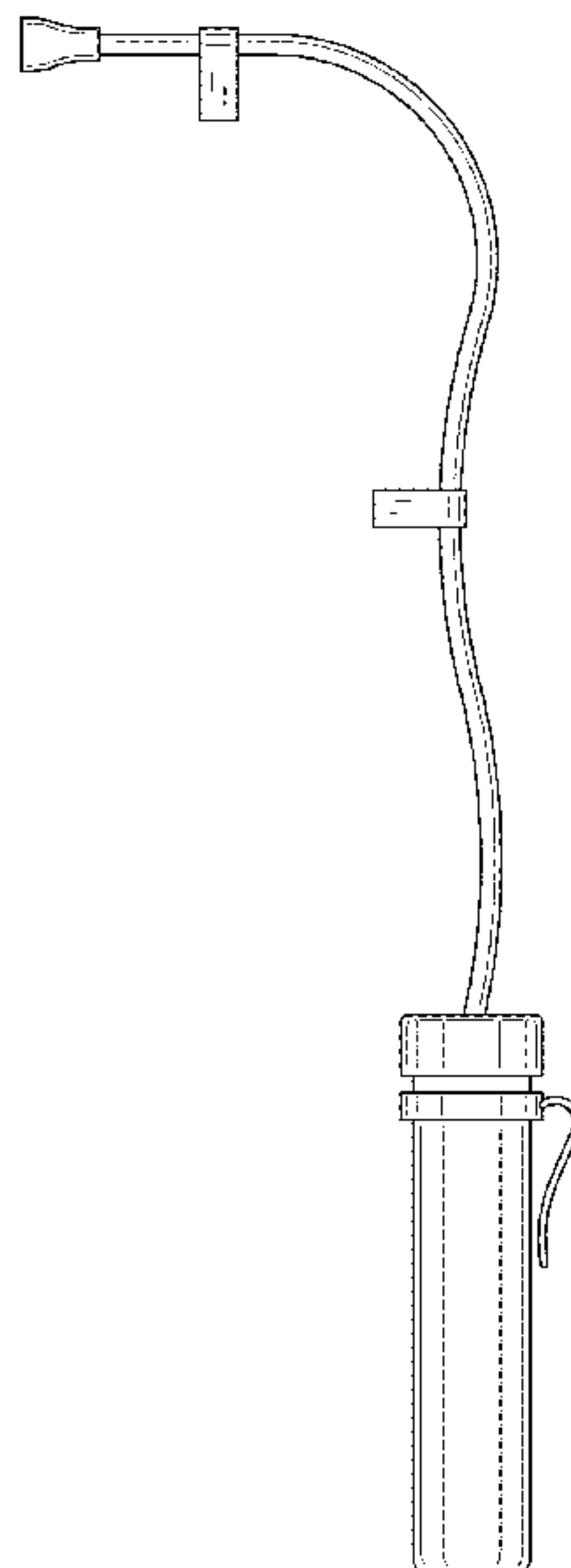
FIG. 4 is a top view of the water bottle with extended straw;

FIG. 5 is a bottom view of the water bottle with extended straw; and,

FIG. 6 is a perspective view of the water bottle with extended straw in use.

The broken line in the drawing views is included for the purpose of illustrating unclaimed environment only, and forms no part of the claimed design.

1 Claim, 4 Drawing Sheets



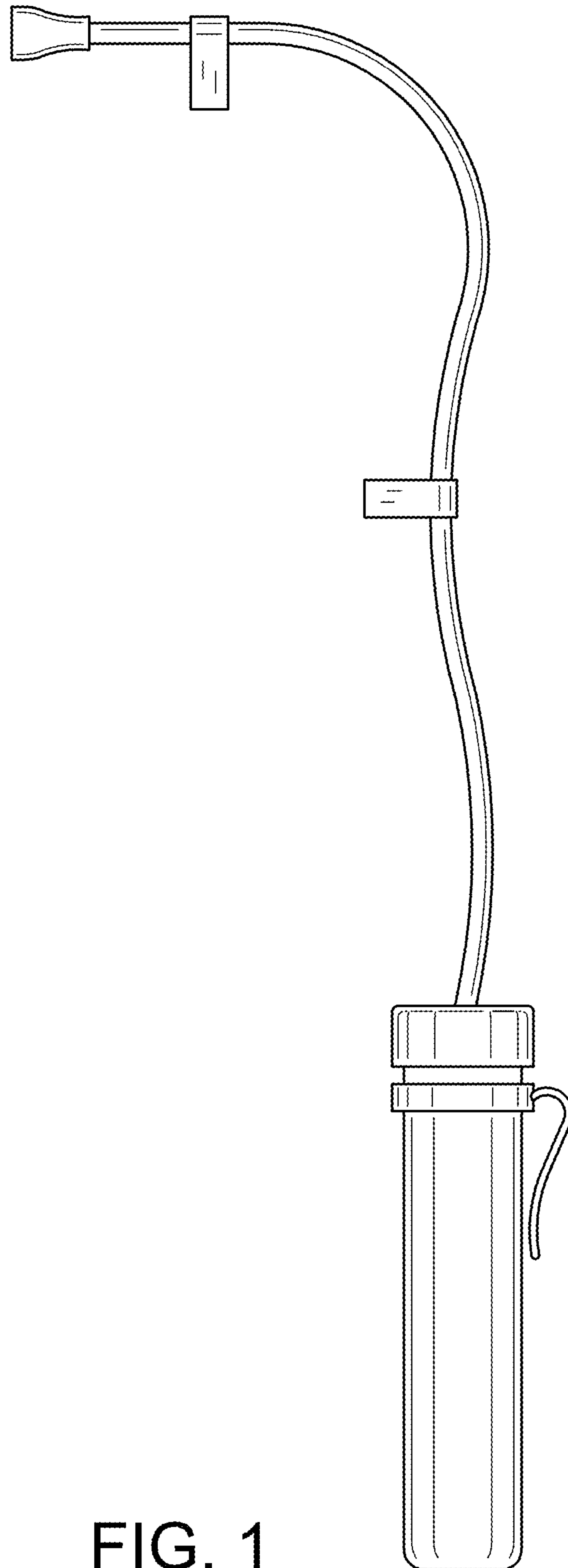


FIG. 1




FIG. 2

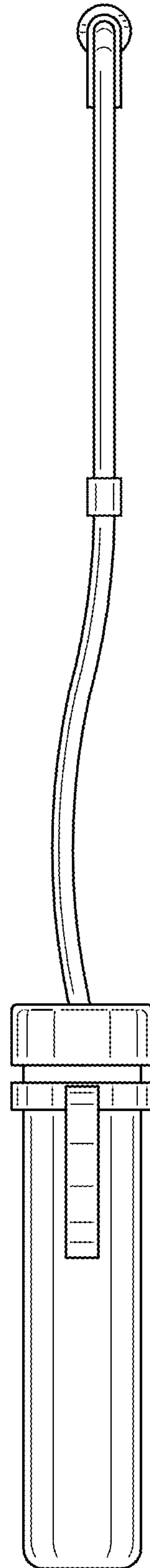


FIG. 3

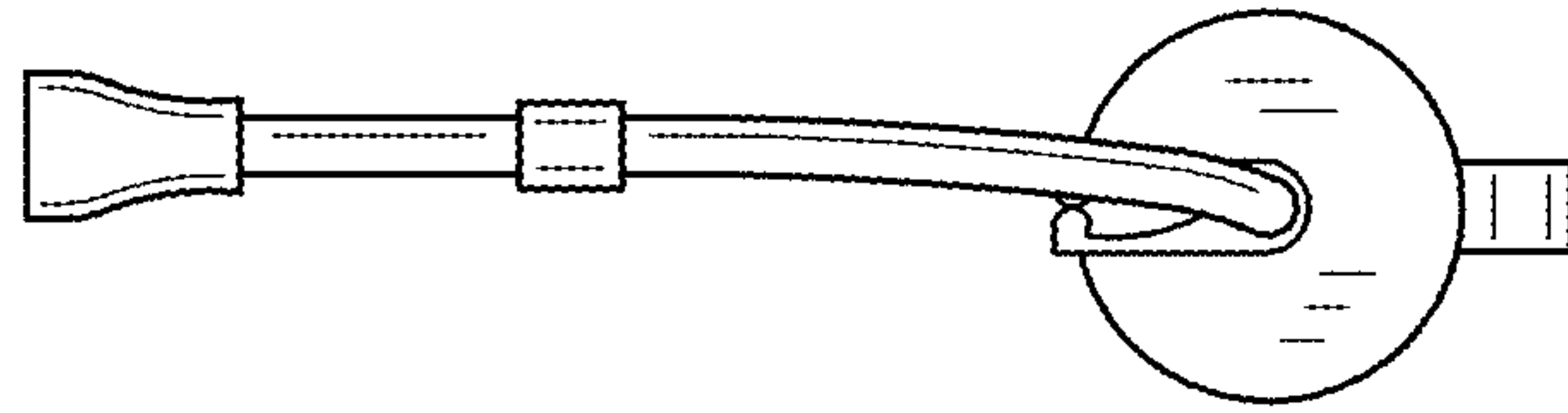


FIG. 4

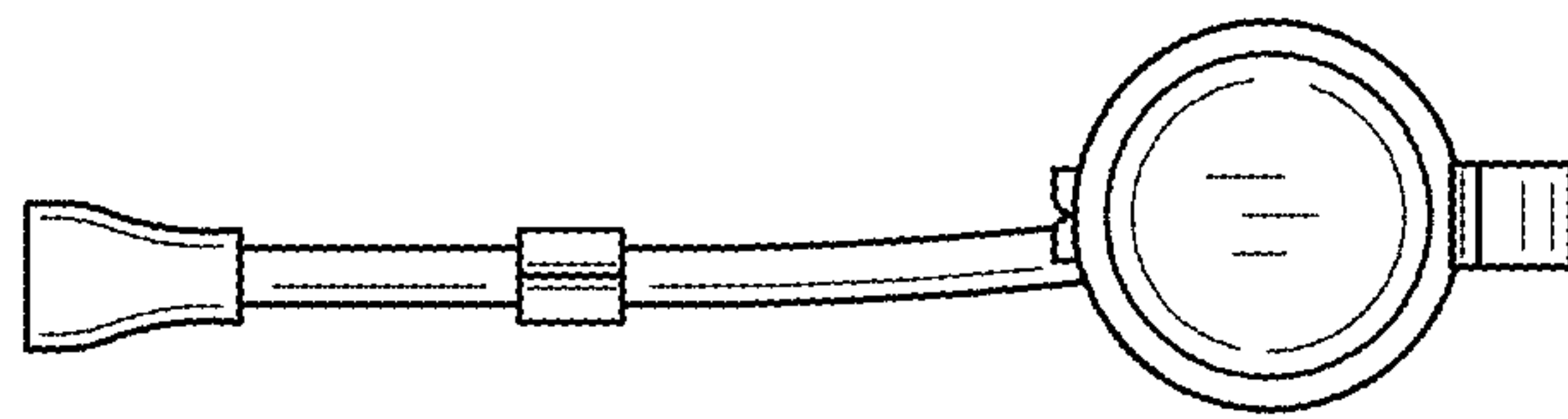


FIG. 5

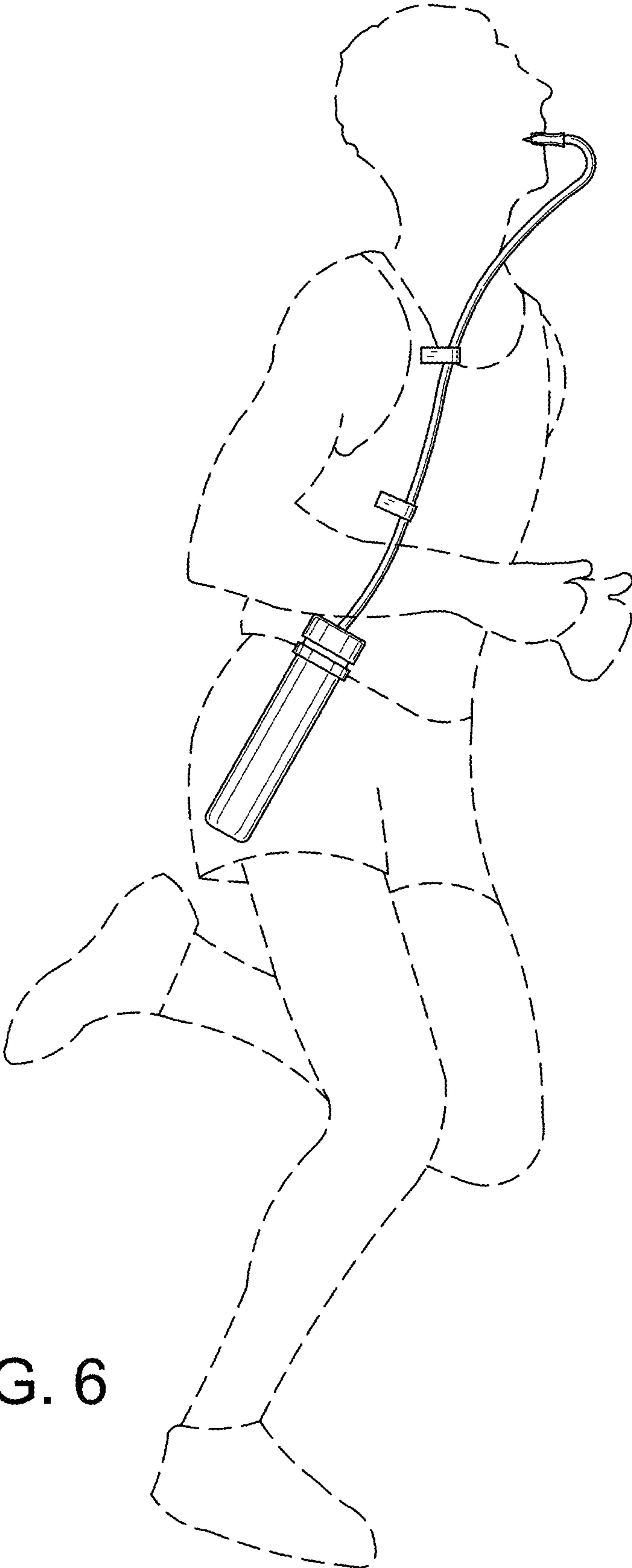


FIG. 6