



US00D784074S

(12) **United States Design Patent**
Courteaux

(10) **Patent No.:** **US D784,074 S**
(45) **Date of Patent:** **** Apr. 18, 2017**

(54) **HANDLE FOR A FRYING PAN**
(71) Applicant: **Zwilling J.A. Henckels AG**, Solingen (DE)
(72) Inventor: **Lucie Courteaux**, Lambersart (FR)
(73) Assignee: **Zwilling J.A. Henckels AG**, Solingen (DE)

(**) Term: **15 Years**
(21) Appl. No.: **29/555,980**
(22) Filed: **Feb. 26, 2016**

(30) **Foreign Application Priority Data**

Jan. 19, 2016 (EM) 002950873-0001
(51) **LOC (10) Cl.** **07-02**
(52) **U.S. Cl.**
USPC **D7/395**
(58) **Field of Classification Search**
USPC D7/354-361, 393-395, 401.2, 664;
D8/107, 300, 303, 307, 313, 321;
D4/138, 129
CPC A47J 45/06; A47J 45/061; A47J 45/08;
A47J 45/085; A47J 45/071; A47J 45/072;
B65D 25/2802; B65D 25/2882; B65D
25/2885; B65D 25/2888; B65D 25/2894;
Y10S 220/912
See application file for complete search history.

(56) **References Cited**

U.S. PATENT DOCUMENTS

D562,063 S * 2/2008 Munari D7/395
D578,824 S * 10/2008 Munari D7/395

D686,873 S * 7/2013 Rae D7/395
D693,171 S * 11/2013 Munari D7/395
D696,552 S * 12/2013 Rae D7/395
D699,071 S * 2/2014 Munari D7/395
D724,379 S * 3/2015 Munari D7/395
D729,002 S * 5/2015 Barberi D7/395
D730,686 S * 6/2015 Barberi D7/395
D736,032 S * 8/2015 Munari D7/395

* cited by examiner

Primary Examiner — Cynthia M Chin

(74) *Attorney, Agent, or Firm* — Mayback & Hoffman,
P.A.; Gregory L. Mayback


(57) **CLAIM**

The ornamental design for a handle for a frying pan, as shown and described.

DESCRIPTION

FIG. 1 is a perspective view of a handle for a frying pan; FIG. 2 is a front elevational view of the handle of FIG. 1; FIG. 3 is a top plan view of the handle of FIG. 1; FIG. 4 is a bottom plan view of the handle of FIG. 1; FIG. 5 is a right elevational view of the handle of FIG. 1; and, FIG. 6 is a left elevational view of the handle of FIG. 1. The broken lines indicating a body of a pan are for the purpose of illustrating unclaimed environment of the design, are for illustrative purposes only, and form no part of the claimed design.

1 Claim, 4 Drawing Sheets






FIG. 1

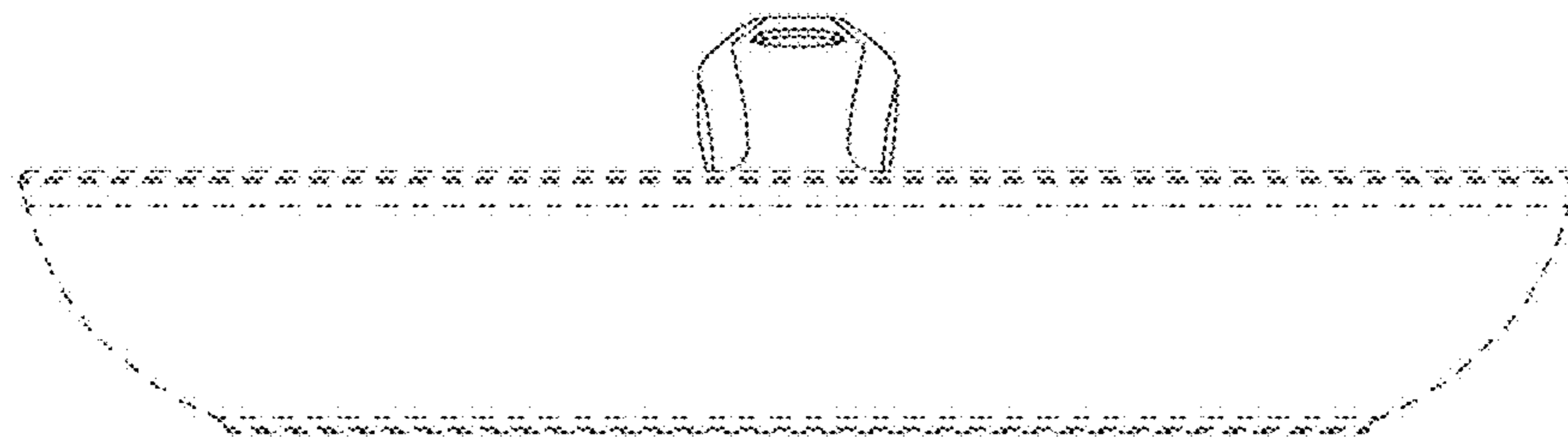


FIG. 2

FIG. 3

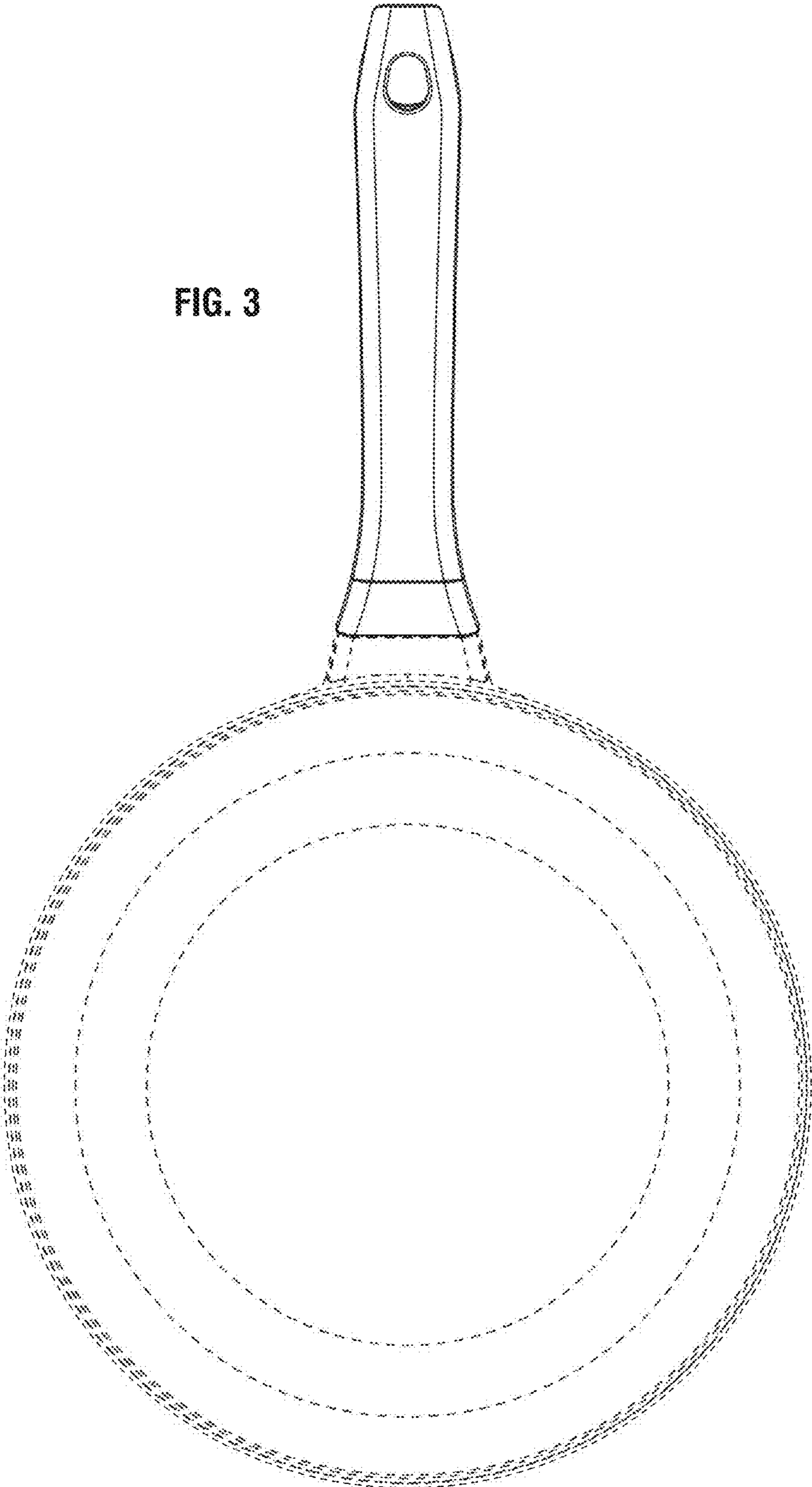
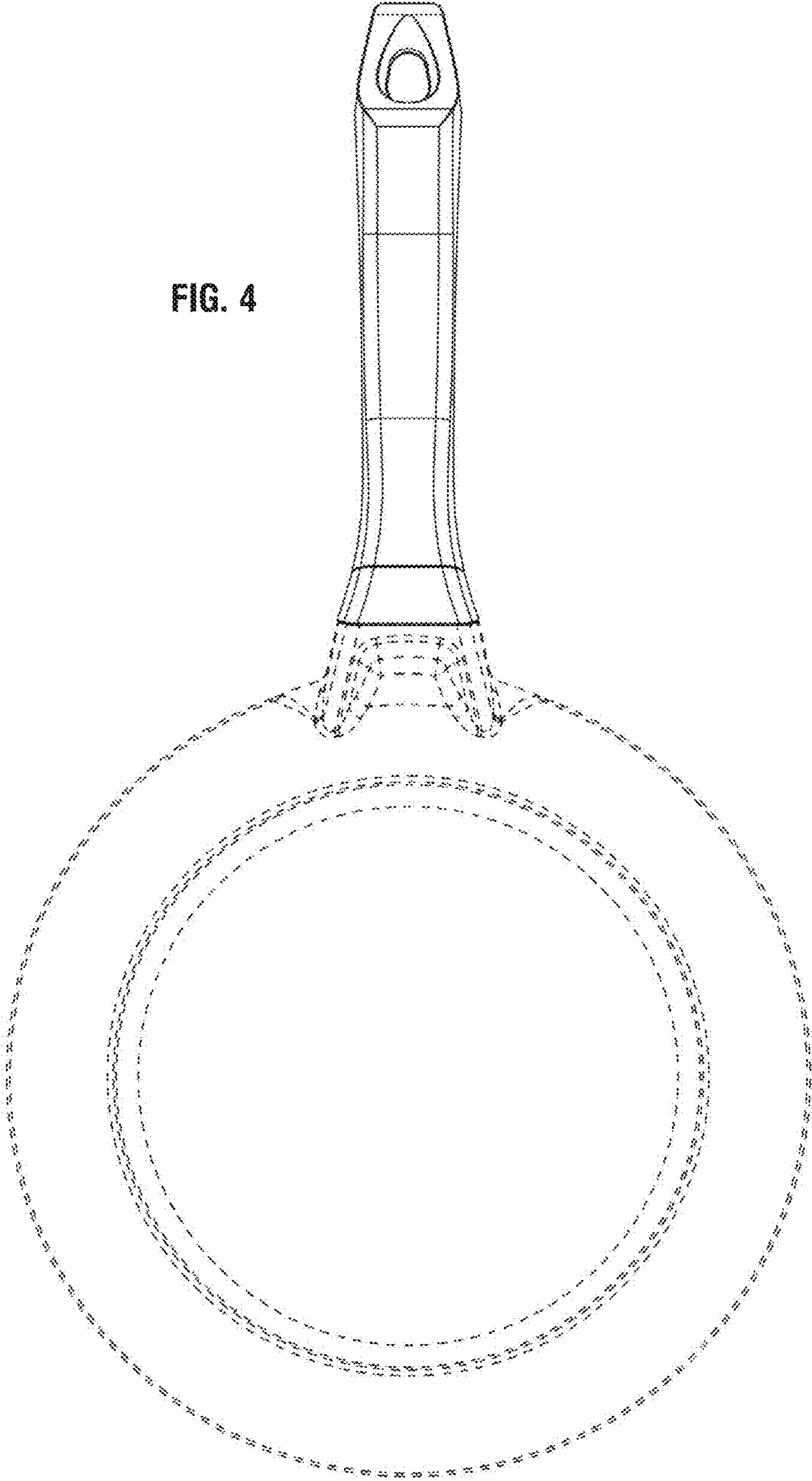


FIG. 4






FIG. 5



FIG. 6