



US00D784065S

(12) **United States Design Patent**  
**Goss et al.**

(10) **Patent No.: US D784,065 S**  
(45) **Date of Patent: \*\* \*Apr. 18, 2017**

(54) **OVEN ARRANGEMENT**

**DESCRIPTION**

- (71) Applicant: **BSH Hausgeräte GmbH**, Munich (DE)
- (72) Inventors: **Ulrich Goss**, München (DE); **Oliver Kraemer**, Pähl (DE); **Robert Sachon**, München (DE)
- (73) Assignee: **BSH Hausgeräte GmbH**, Munich (DE)
- (\*) Notice: This patent is subject to a terminal disclaimer.
- (\*\*) Term: **14 Years**
- (21) Appl. No.: **29/517,071**
- (22) Filed: **Feb. 10, 2015**

(30) **Foreign Application Priority Data**

Sep. 2, 2014 (EM) ..... 002529370

(51) **LOC (10) Cl.** ..... **31-00**

(52) **U.S. Cl.**  
USPC ..... **D7/349**

(58) **Field of Classification Search**  
USPC ..... D7/323, 328–330, 339–349, 350.1, 351,  
D7/390, 402–406; D8/300–306  
(Continued)

(56) **References Cited**

**U.S. PATENT DOCUMENTS**

D530,561 S \* 10/2006 Kim ..... D7/351  
D541,578 S \* 5/2007 Jeon ..... D7/350.1  
(Continued)

*Primary Examiner* — Ricky Pham

(74) *Attorney, Agent, or Firm* — Michael E. Tschupp;  
Andre Pallapies

(57) **CLAIM**

The ornamental design for an oven arrangement, as shown and described.

FIG. 1 is a front view of an oven arrangement according to an embodiment showing our new ornamental design;  
 FIG. 2 is a front perspective view thereof;  
 FIG. 3 is a front view of an oven arrangement according to an embodiment showing our new ornamental design;  
 FIG. 4 is a front perspective view thereof;  
 FIG. 5 is a front view of an oven arrangement according to an embodiment showing our new ornamental design;  
 FIG. 6 is a front perspective view thereof;  
 FIG. 7 is a front view of an oven arrangement according to an embodiment showing our new ornamental design;  
 FIG. 8 is a front perspective view thereof;  
 FIG. 9 is a front view of an oven arrangement according to an embodiment showing our new ornamental design;  
 FIG. 10 is a front perspective view thereof;  
 FIG. 11 is a front view of an oven arrangement according to an embodiment showing our new ornamental design;  
 FIG. 12 is a front perspective view thereof;  
 FIG. 13 is a front view of an oven arrangement according to an embodiment showing our new ornamental design;  
 FIG. 14 is a front perspective view thereof;  
 FIG. 15 is a front view of an oven arrangement according to an embodiment showing our new ornamental design;  
 FIG. 16 is a front perspective view thereof;  
 FIG. 17 is a front view of an oven arrangement according to an embodiment showing our new ornamental design;  
 FIG. 18 is a front perspective view thereof;  
 FIG. 19 is a front view of an oven arrangement according to an embodiment showing our new ornamental design;  
 FIG. 20 is a front perspective view thereof;  
 FIG. 21 is a front view of an oven arrangement according to an embodiment showing our new ornamental design;  
 FIG. 22 is a front perspective view thereof;  
 FIG. 23 is a front view of an oven arrangement according to an embodiment showing our new ornamental design;  
 FIG. 24 is a front perspective view thereof;  
 FIG. 25 is a front view of an oven arrangement according to an embodiment showing our new ornamental design;  
 FIG. 26 is a front perspective view thereof;  
 FIG. 27 is a front view of an oven arrangement according to an embodiment showing our new ornamental design;  
 FIG. 28 is a front perspective view thereof;

(Continued)





FIG. 29 is a front view of an oven arrangement according to an embodiment showing our new ornamental design; and, FIG. 30 is a front perspective view thereof. One or more views (e.g., bottom, rear) may not be shown as those views are unornamented or simply not claimed.

**1 Claim, 30 Drawing Sheets**

(58) **Field of Classification Search**

CPC ... A21B 2/00; A47J 37/00; A47J 37/06; A47J 37/0611; A47J 37/08; A47J 37/0807; A47J 37/0814; A47J 37/0835; A47J 37/0842; A47J 37/085; A47J 37/0864; A47J 37/0878; A47J 37/0885; A47J 37/0892; F24C 7/00; F24C 7/002; F24C 7/046; F24C 7/067; F24C 15/02; F24C 15/04; F24C 15/10; F24C 15/102

See application file for complete search history.

(56) **References Cited**

U.S. PATENT DOCUMENTS

D580,698 S	*	11/2008	Kim	.....	D7/348
D611,756 S	*	3/2010	Yalcin	.....	D7/349
D646,112 S	*	10/2011	Park	.....	D7/348
D646,113 S	*	10/2011	Park	.....	D7/348
D654,299 S	*	2/2012	Benold	.....	D7/350.1
D690,157 S	*	9/2013	Baacke	.....	D7/405
D724,889 S	*	3/2015	Borjesson	.....	D7/349
D728,300 S	*	5/2015	Borjesson	.....	D7/349
D745,311 S	*	12/2015	Funnell, II	.....	D7/349
D748,424 S	*	2/2016	Funnell, II	.....	D7/348
D750,414 S	*	3/2016	Funnell, II	.....	D7/348

\* cited by examiner



FIG. 1



FIG. 2




FIG. 3



FIG. 4



FIG. 5



FIG. 6





FIG. 7



FIG. 8



FIG. 9



FIG. 10




FIG. 11



FIG. 12




FIG. 13



FIG. 14





FIG. 15



FIG. 16



FIG. 17



FIG. 18




FIG. 19



FIG. 20



FIG. 21



FIG. 22






FIG. 23



FIG. 24



FIG. 25



FIG. 26




FIG. 27



FIG. 28




FIG. 29



FIG. 30