



US00D784036S

(12) **United States Design Patent** (10) **Patent No.:** **US D784,036 S**  
**Ruiter et al.** (45) **Date of Patent:** **\*\* Apr. 18, 2017**

(54) **CHAIR**  
(71) Applicant: **Grand Rapids Chair Company**, Grand Rapids, MI (US)  
(72) Inventors: **Joel T. Ruiter**, Grand Rapids, MI (US); **Christopher R. Pabst**, Marne, MI (US)  
(73) Assignee: **Grand Rapids Chair Company**, Byron Center, MI (US)

D223,244 S 4/1972 Prashker  
D239,988 S 5/1976 Dittert  
D240,780 S 8/1976 Dittert  
4,032,190 A 6/1977 Mueller-Deisig et al.  
D255,183 S 6/1980 Locher  
D255,293 S 6/1980 Locher

(Continued)

(\*\*) Term: **15 Years**

(21) Appl. No.: **29/528,775**

(22) Filed: **Jun. 1, 2015**

(51) **LOC (10) Cl.** ..... **06-01**

(52) **U.S. Cl.**  
USPC ..... **D6/370; D6/376**

(58) **Field of Classification Search**  
USPC ..... D6/334-336, 370, 371, 372, 373, 374, D6/375, 376, 379, 380, 716, 716.1, 716.3, D6/716.4  
CPC .... A47C 3/04; A47C 4/02; A47C 4/03; A47C 5/04; A47C 5/06; A47C 5/12; A47C 7/16; A47C 7/54  
See application file for complete search history.

(56) **References Cited**

**U.S. PATENT DOCUMENTS**

749,709 A \* 1/1904 Stockwell ..... A47C 5/04 297/451.1  
D193,657 S 9/1962 Van Buren  
D197,643 S 3/1964 Kramer  
D202,549 S 10/1965 Kramer  
D202,550 S 10/1965 Kramer

**OTHER PUBLICATIONS**

Commonly assigned U.S. Appl. No. 29/486,619, filed Apr. 1, 2014, entitled Seating.

(Continued)

*Primary Examiner* — Mimoso De

(74) *Attorney, Agent, or Firm* — Gardner, Linn, Burkhardt & Flory, LLP

(57) **CLAIM**

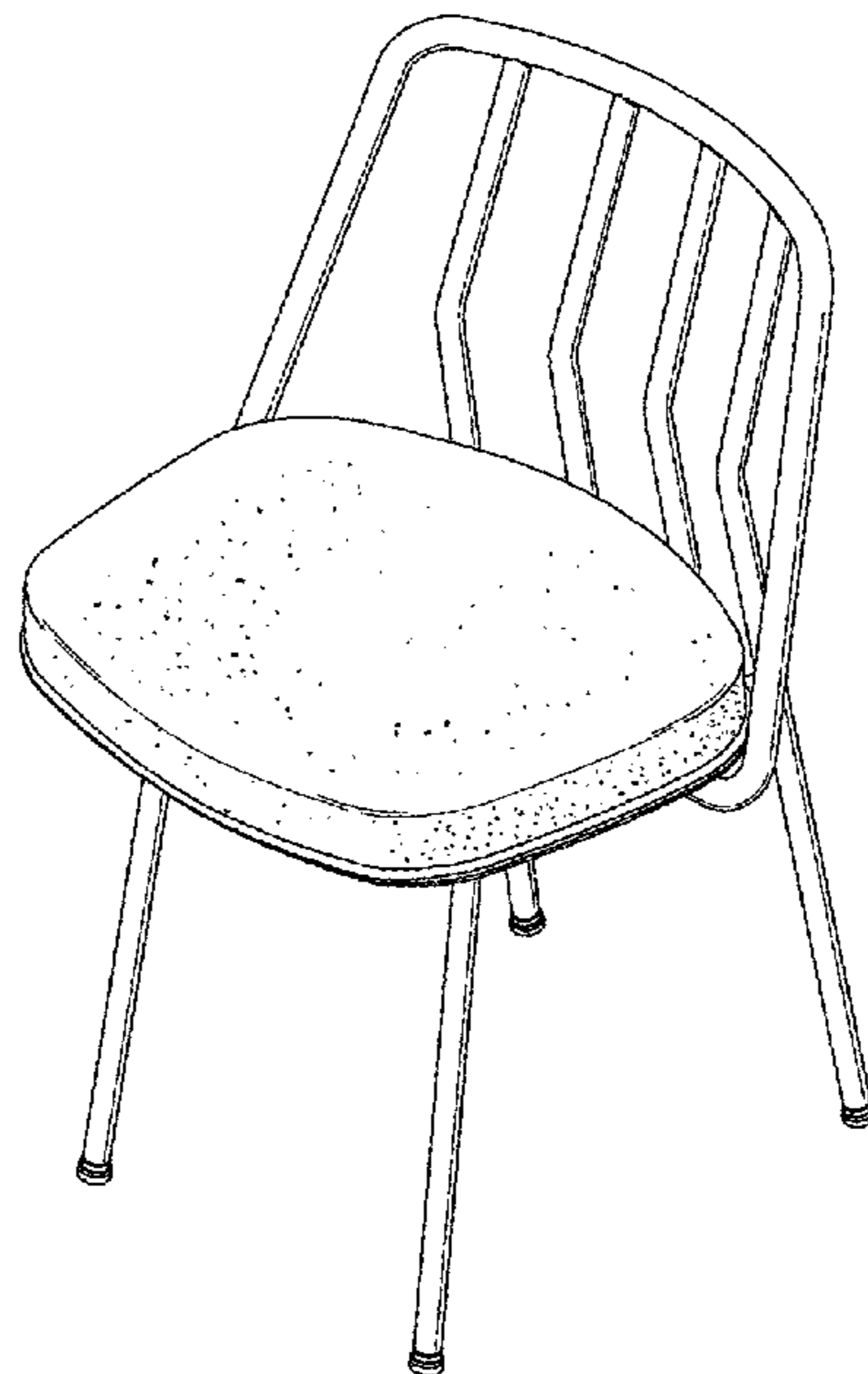
The ornamental design for chair, substantially as shown and described.

**DESCRIPTION**

FIG. 1 is a perspective view of a chair according to a first embodiment of the present invention;  
FIG. 2 is a front elevation view of the chair in FIG. 1;  
FIG. 3 is a right-side elevation view of the chair in FIG. 1;  
FIG. 4 is a rear elevation view of the chair in FIG. 1;  
FIG. 5 is a left-side elevation view of the chair in FIG. 1;  
FIG. 6 is a top plan view of the chair in FIG. 1;  
FIG. 7 is a bottom plan view of the chair in FIG. 1; and,  
FIG. 8 is a perspective view of a chair according to a second embodiment of the present invention.

The broken lines shown are included for the purpose of illustrating environment of the design and form no part of the claimed design.

**1 Claim, 5 Drawing Sheets**



(56)

References Cited

U.S. PATENT DOCUMENTS

D268,799 S 5/1983 Feldberg  
 D272,393 S 1/1984 Klier  
 D279,155 S 6/1985 Aronowitz et al.  
 D307,221 S 4/1990 Mudge  
 D339,940 S 10/1993 Balderi et al.  
 D346,911 S 5/1994 Lucci et al.  
 D372,132 S 7/1996 Infanti  
 D375,848 S 11/1996 Grosfillex  
 D381,828 S 8/1997 Kemnitzer  
 D385,119 S \* 10/1997 Chipman ..... D6/370  
 D422,806 S 4/2000 Neil  
 D512,236 S 12/2005 Preisig  
 D512,238 S 12/2005 Chen  
 D513,889 S \* 1/2006 Peterson ..... D6/334  
 D524,071 S 7/2006 Brooks  
 D531,420 S 11/2006 Kita  
 D544,228 S 6/2007 Bartlmae  
 D559,570 S 1/2008 Higgs et al.  
 D566,979 S 4/2008 Cox et al.  
 D572,049 S 7/2008 Kerr  
 D572,928 S 7/2008 Rittfeldt et al.  
 D582,692 S 12/2008 Kerr  
 D597,757 S 8/2009 Barbieri  
 D597,758 S 8/2009 Barrett et al.  
 D609,036 S 2/2010 Miller et al.  
 D611,740 S 3/2010 Koh

D643,652 S 8/2011 Piretti  
 D644,849 S 9/2011 Sienkowski et al.  
 D646,087 S 10/2011 Miller et al.  
 D648,566 S 11/2011 Sienkowski et al.  
 8,112,868 B2 2/2012 Miller  
 D659,424 S 5/2012 Gramza et al.  
 D659,444 S 5/2012 James  
 D663,131 S 7/2012 Barefoot et al.  
 D672,975 S 12/2012 Rashid  
 D683,558 S 6/2013 Rada et al.  
 D686,836 S 7/2013 Mascetti et al.  
 D701,719 S 4/2014 Haase et al.  
 D707,461 S 6/2014 Rada et al.  
 D723,826 S 3/2015 Kaloustian et al.  
 D726,434 S \* 4/2015 Ye ..... D6/379  
 2009/0212607 A1 8/2009 Kaloustian et al.  
 2011/0278889 A1 11/2011 Sienkowski et al.  
 2014/0361593 A1 12/2014 Kaloustian et al.

OTHER PUBLICATIONS

Commonly assigned U.S. Appl. No. 29/515,469, filed Jan. 23, 2015, entitled Chair.  
 Commonly assigned U.S. Appl. No. 29/488,533, filed Apr. 21, 2014, entitled Seating.  
 Commonly assigned U.S. Appl. No. 29/526,730, filed May 13, 2015, entitled Seating.

\* cited by examiner




FIG. 1

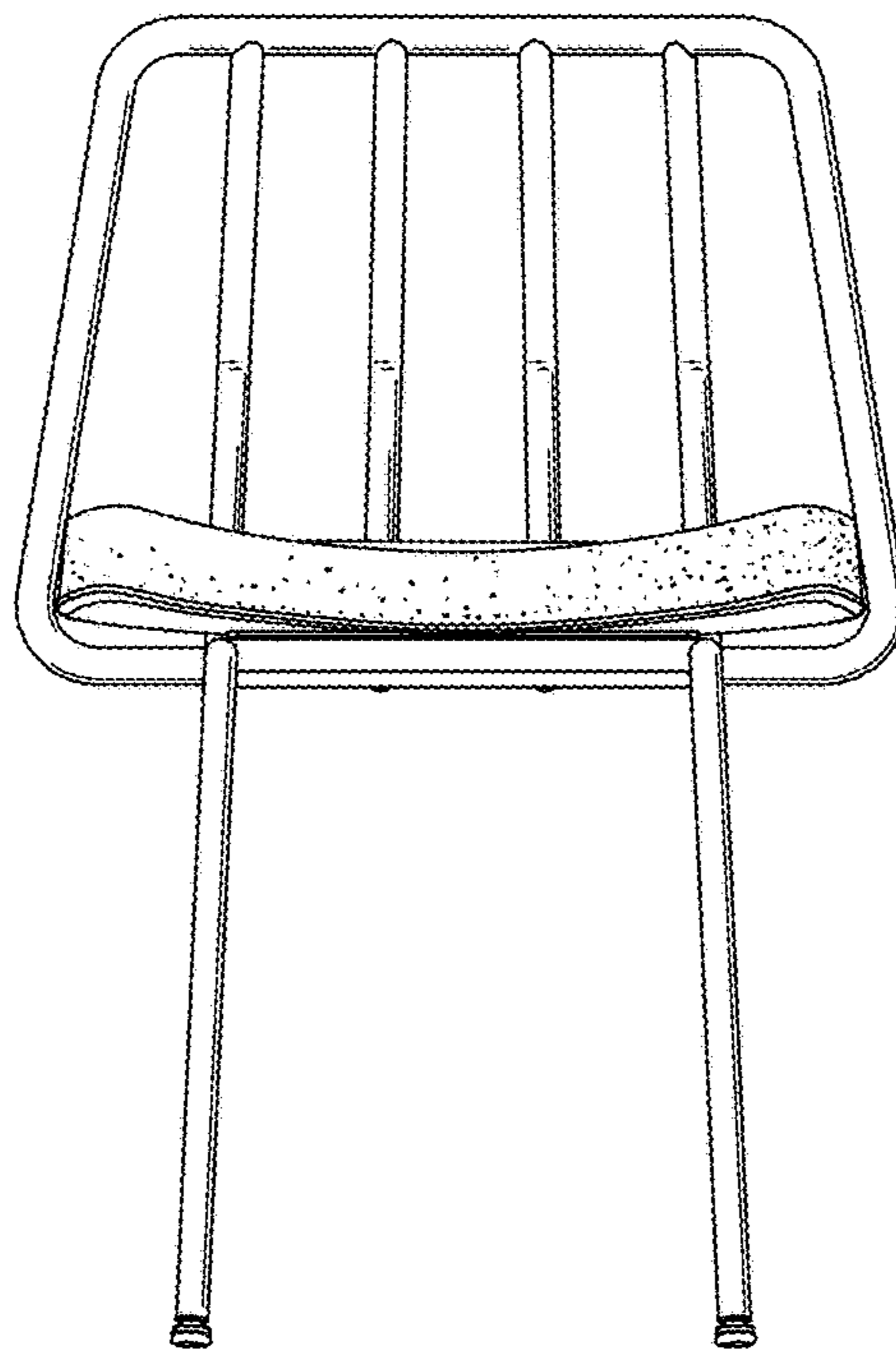


FIG. 2

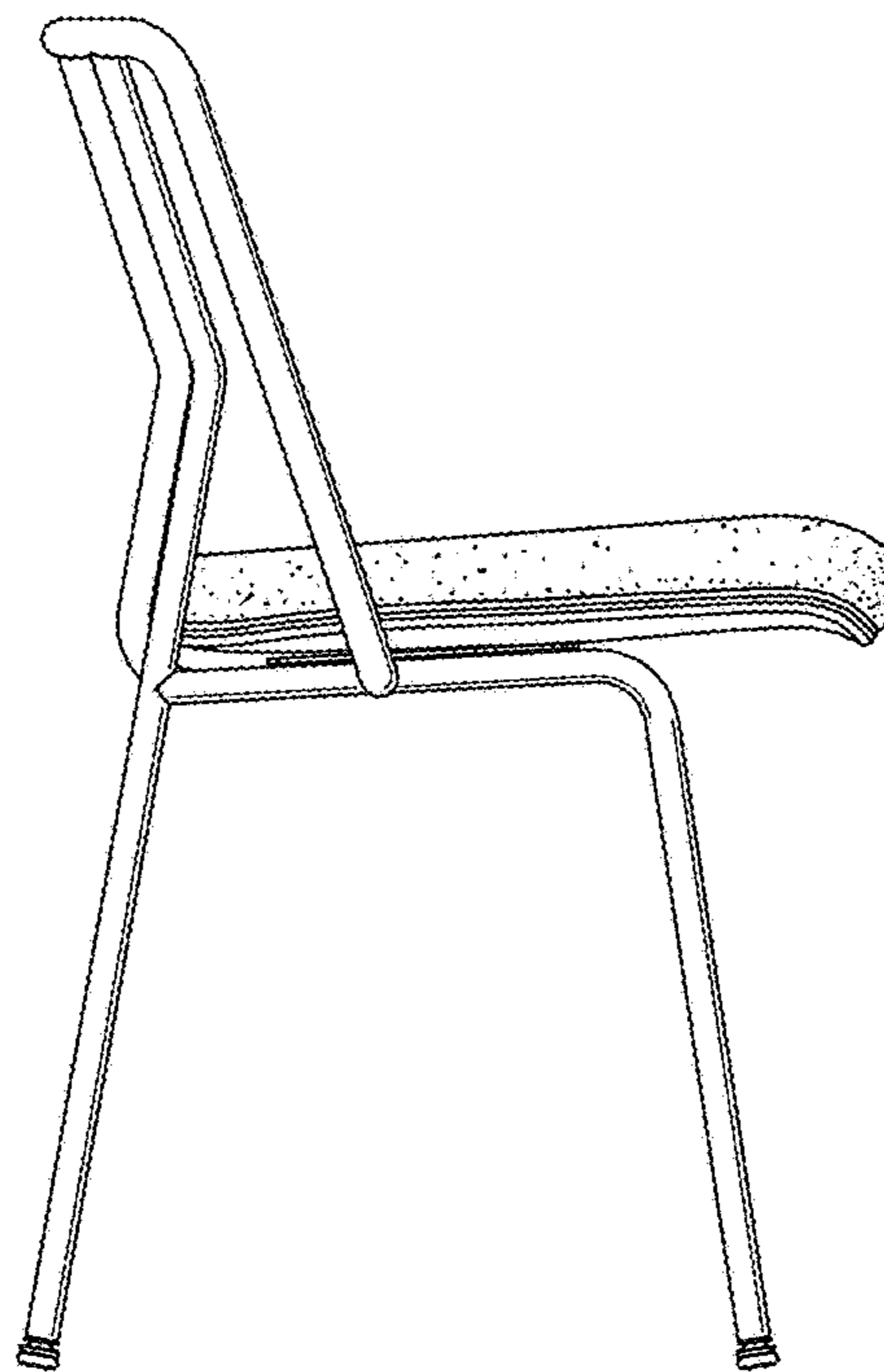


FIG. 3

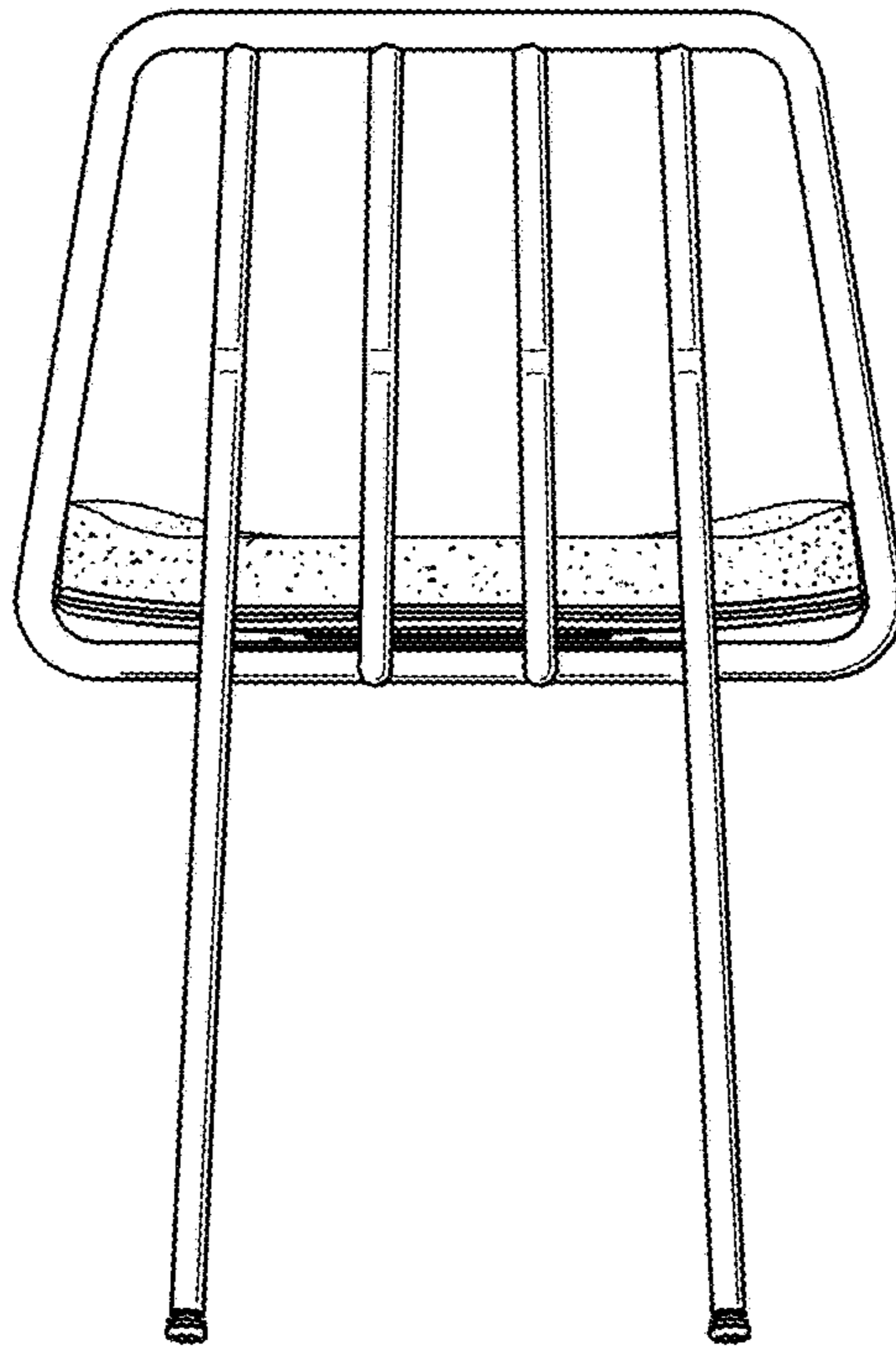


FIG. 4

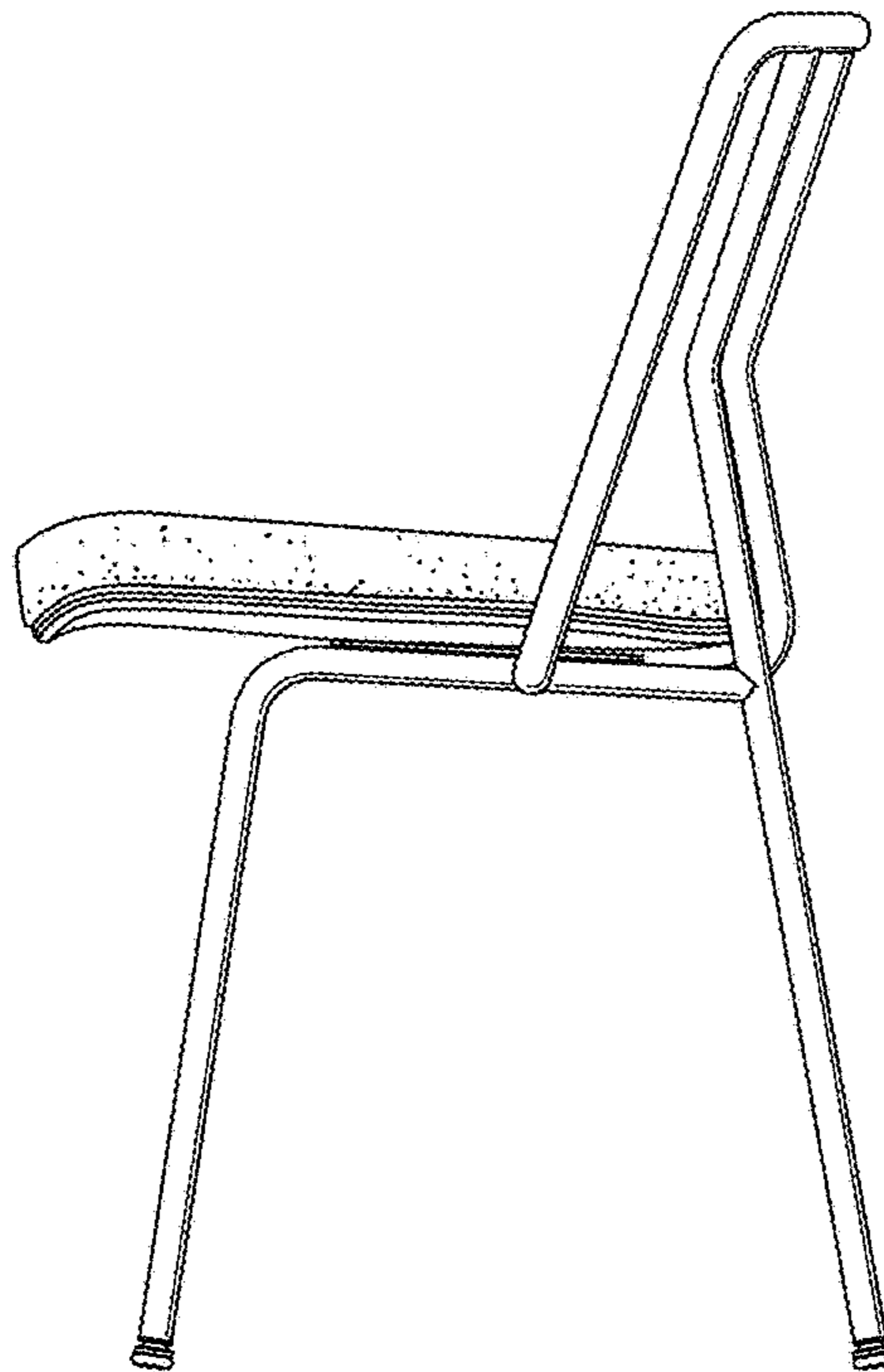


FIG. 5

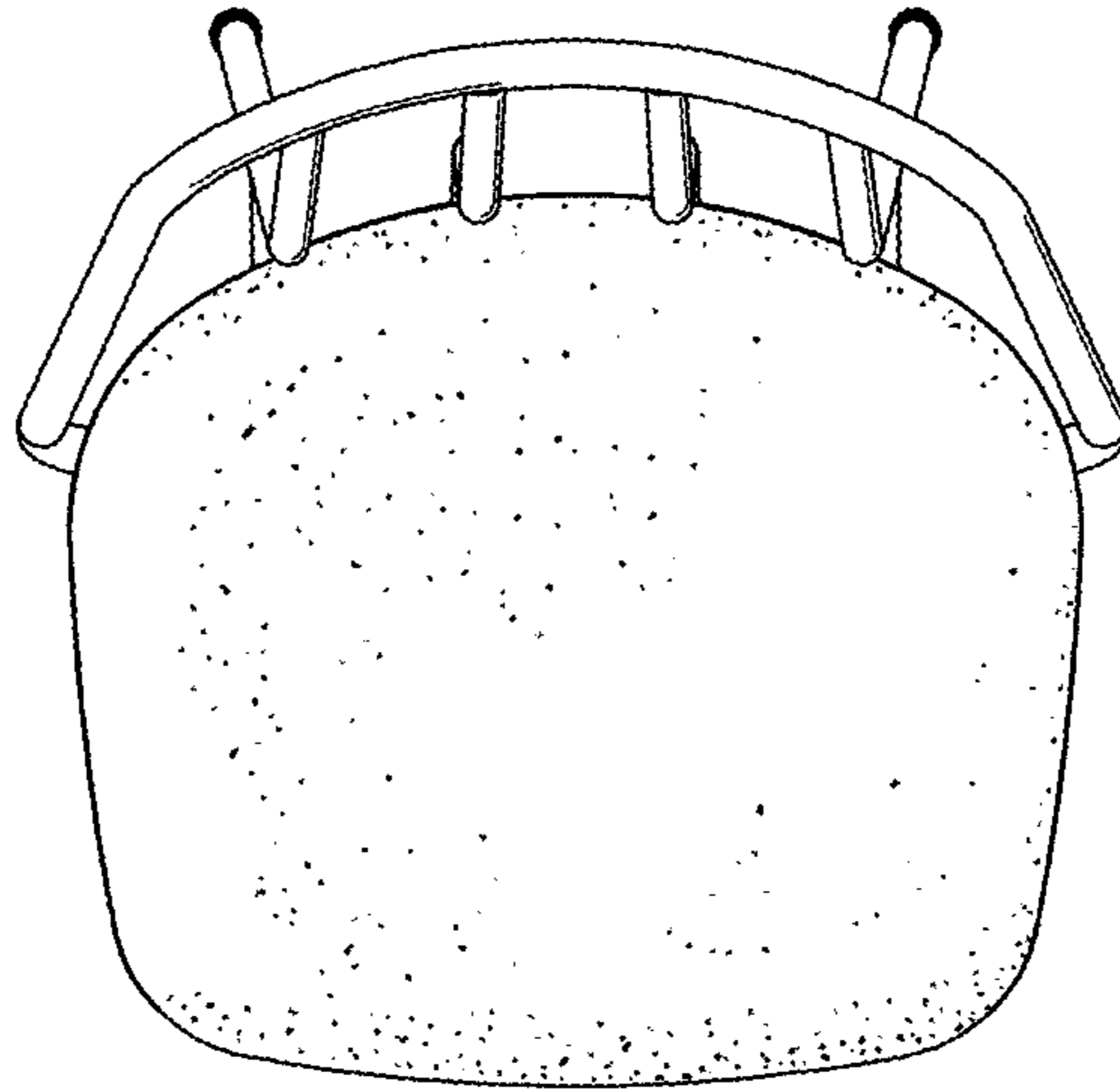


FIG. 6

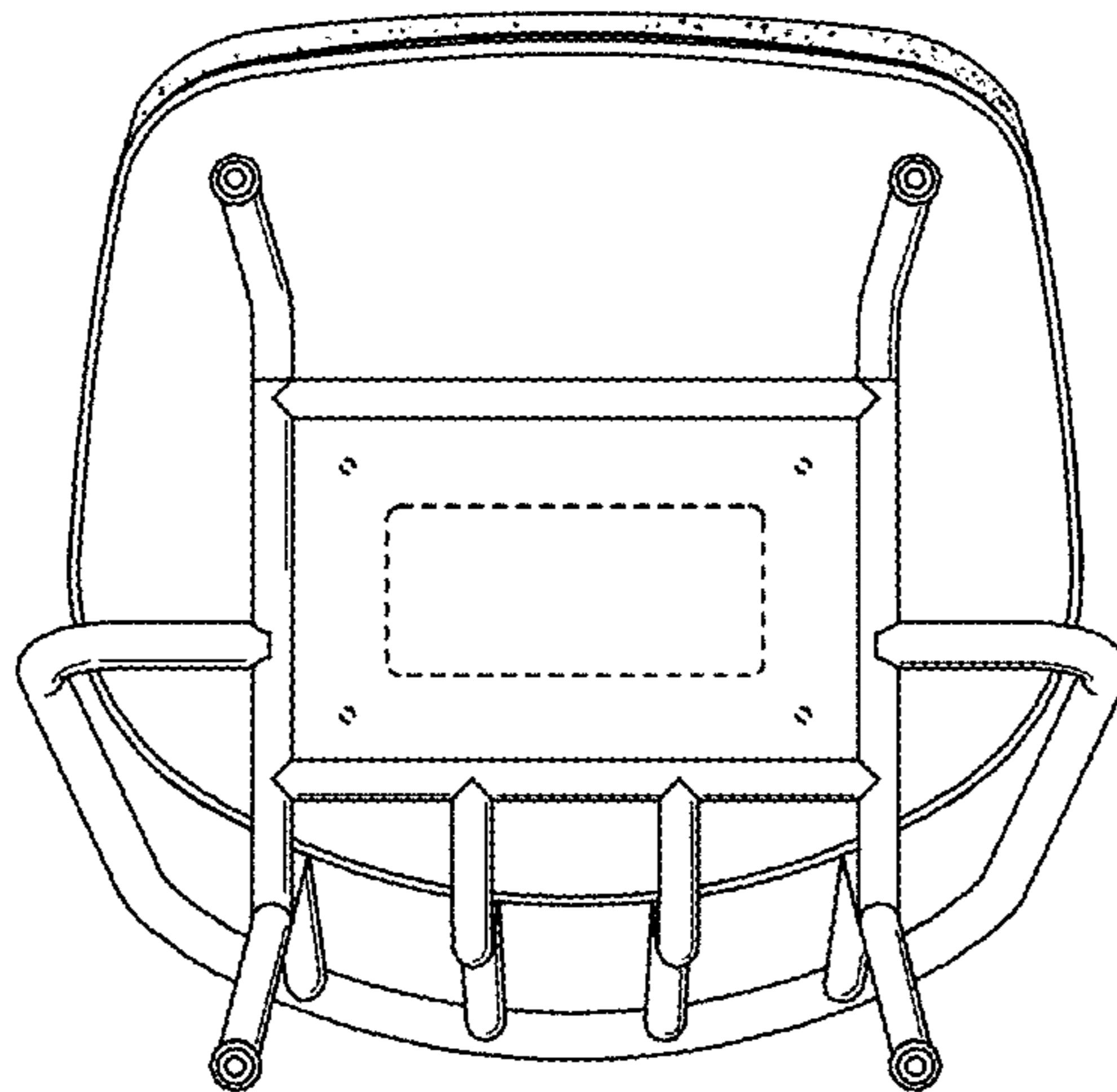


FIG. 7




FIG. 8

UNITED STATES PATENT AND TRADEMARK OFFICE  
**CERTIFICATE OF CORRECTION**

PATENT NO. : D784,036 S  
APPLICATION NO. : 29/528775  
DATED : April 18, 2017  
INVENTOR(S) : Ruitter et al.

Page 1 of 5

It is certified that error appears in the above-identified patent and that said Letters Patent is hereby corrected as shown below:

On the Title Page

In the Description:

Insert --and-- after "FIG. 6 is a top plan view of the chair in FIG. 1;";

Delete "and," after "FIG. 7 is a bottom plan view of the chair in FIG. 1;";

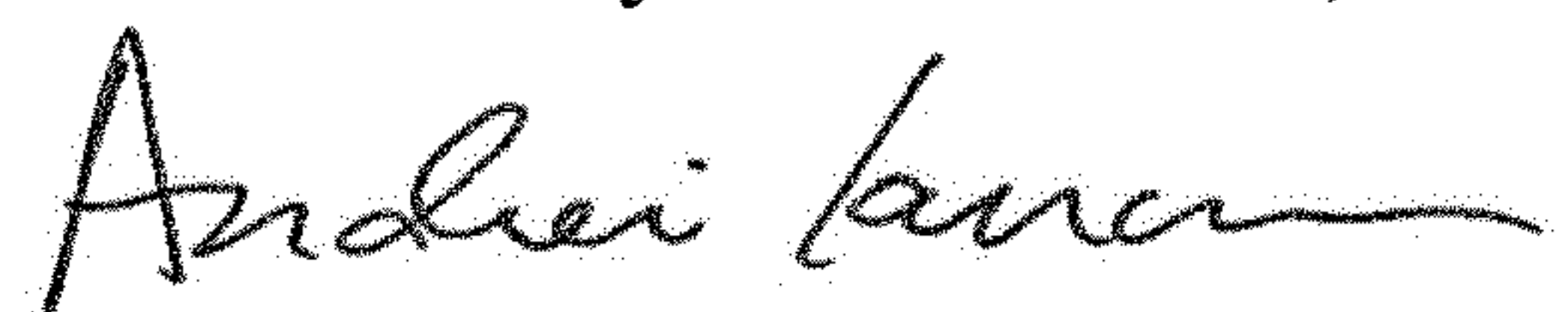
Delete "FIG. 8 is a perspective view of a chair according to a second embodiment of the present invention." after "FIG. 7 is a bottom plan view of the chair in FIG. 1;";

Under Description, please insert --1 Claim, 4 Drawing Sheets--;

In the Drawings

Delete "FIG. 8" and replace drawing sheets 1-5 with attached drawing sheets 1-4.

Signed and Sealed this  
Thirteenth Day of November, 2018



Andrei Iancu  
*Director of the United States Patent and Trademark Office*






FIG. 1

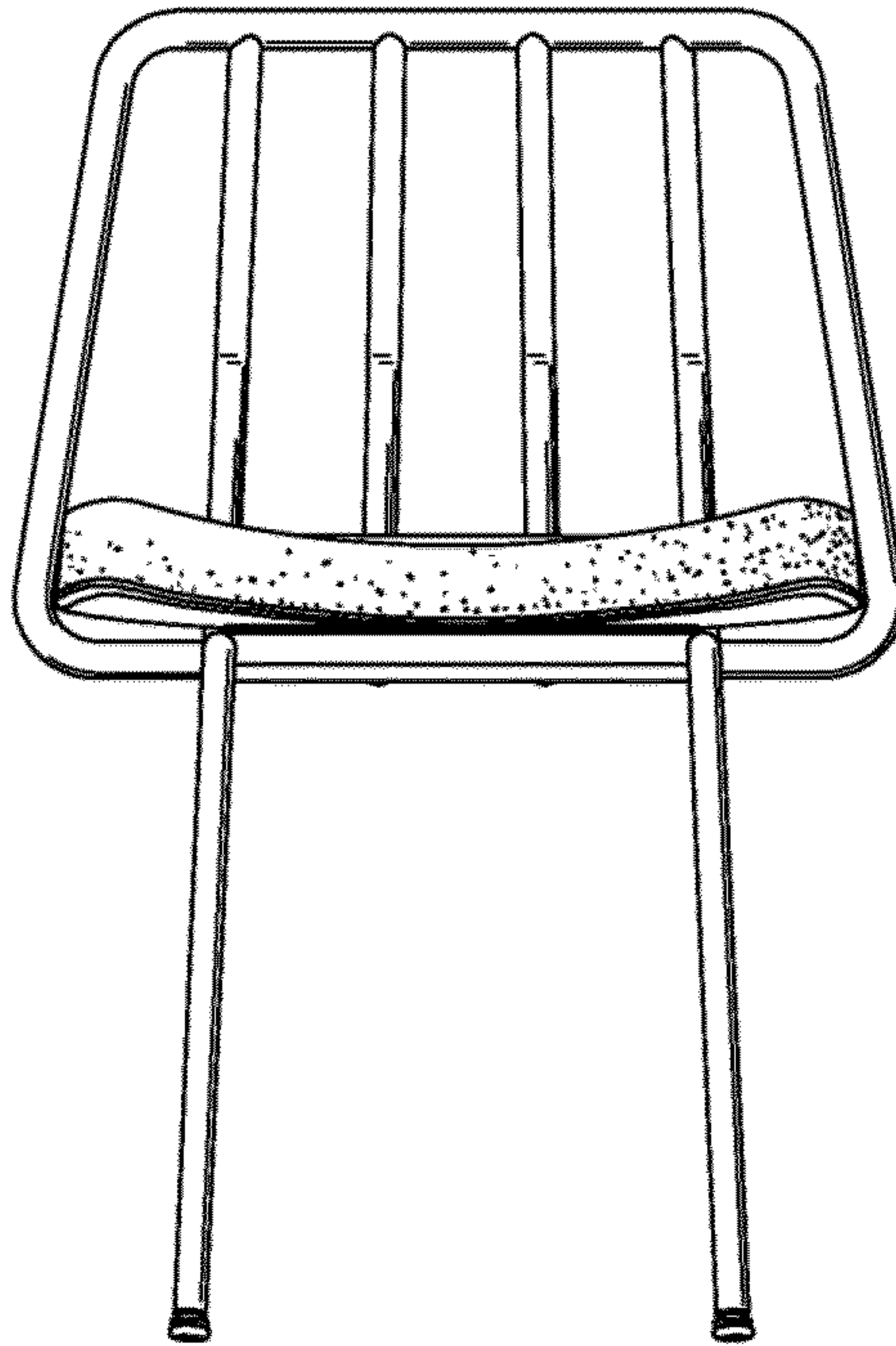


FIG. 2

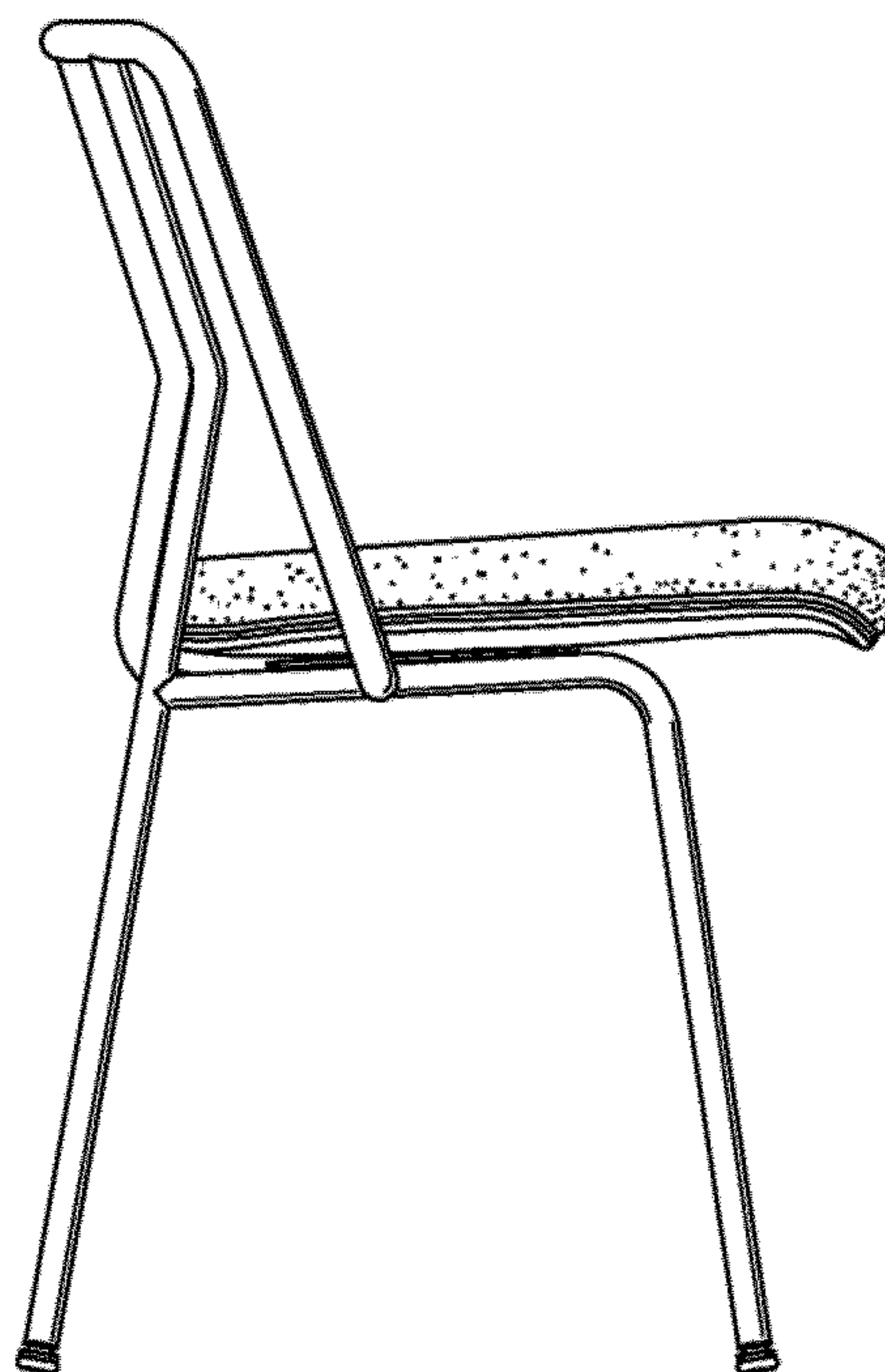


FIG. 3

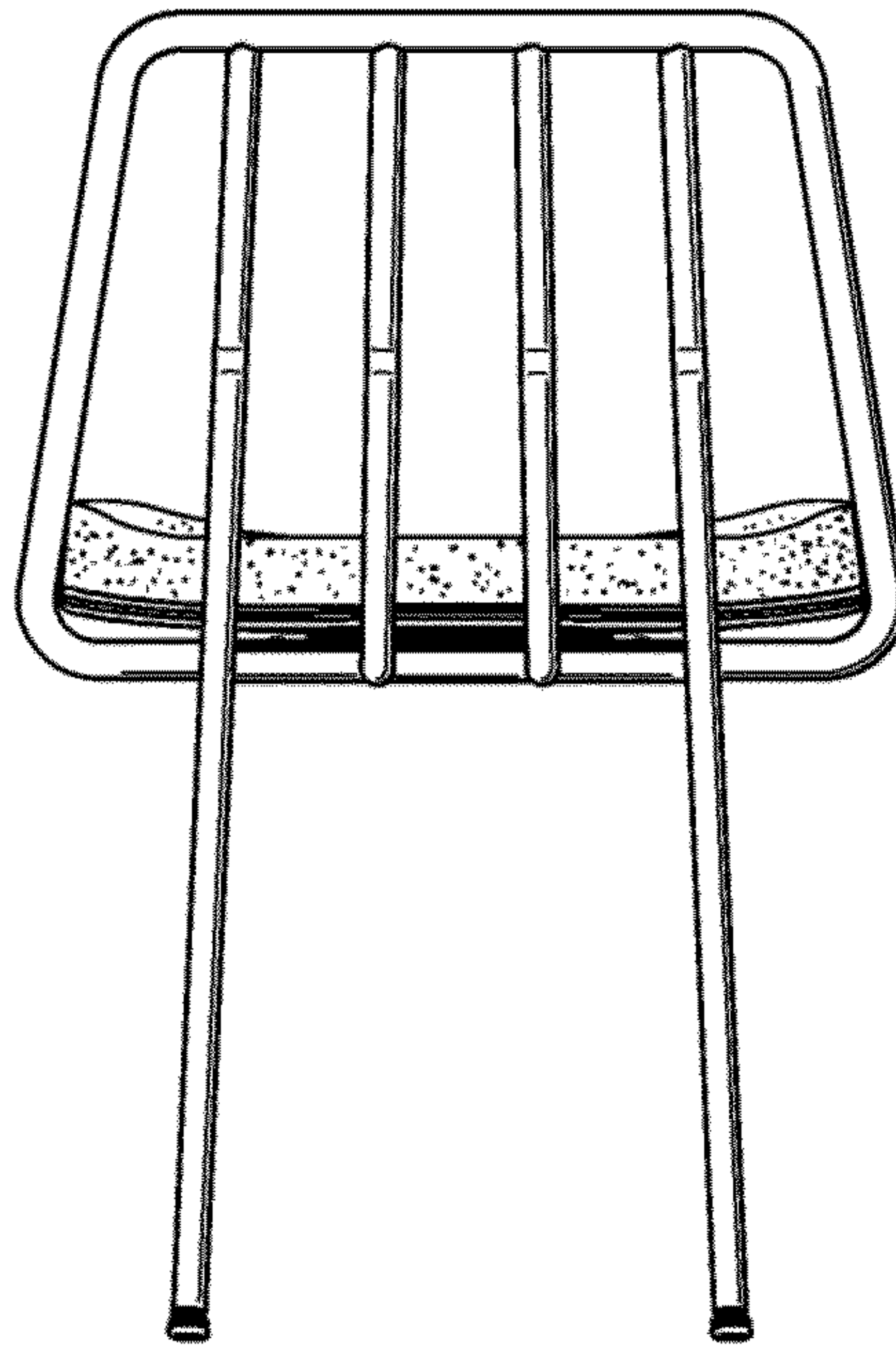


FIG. 4

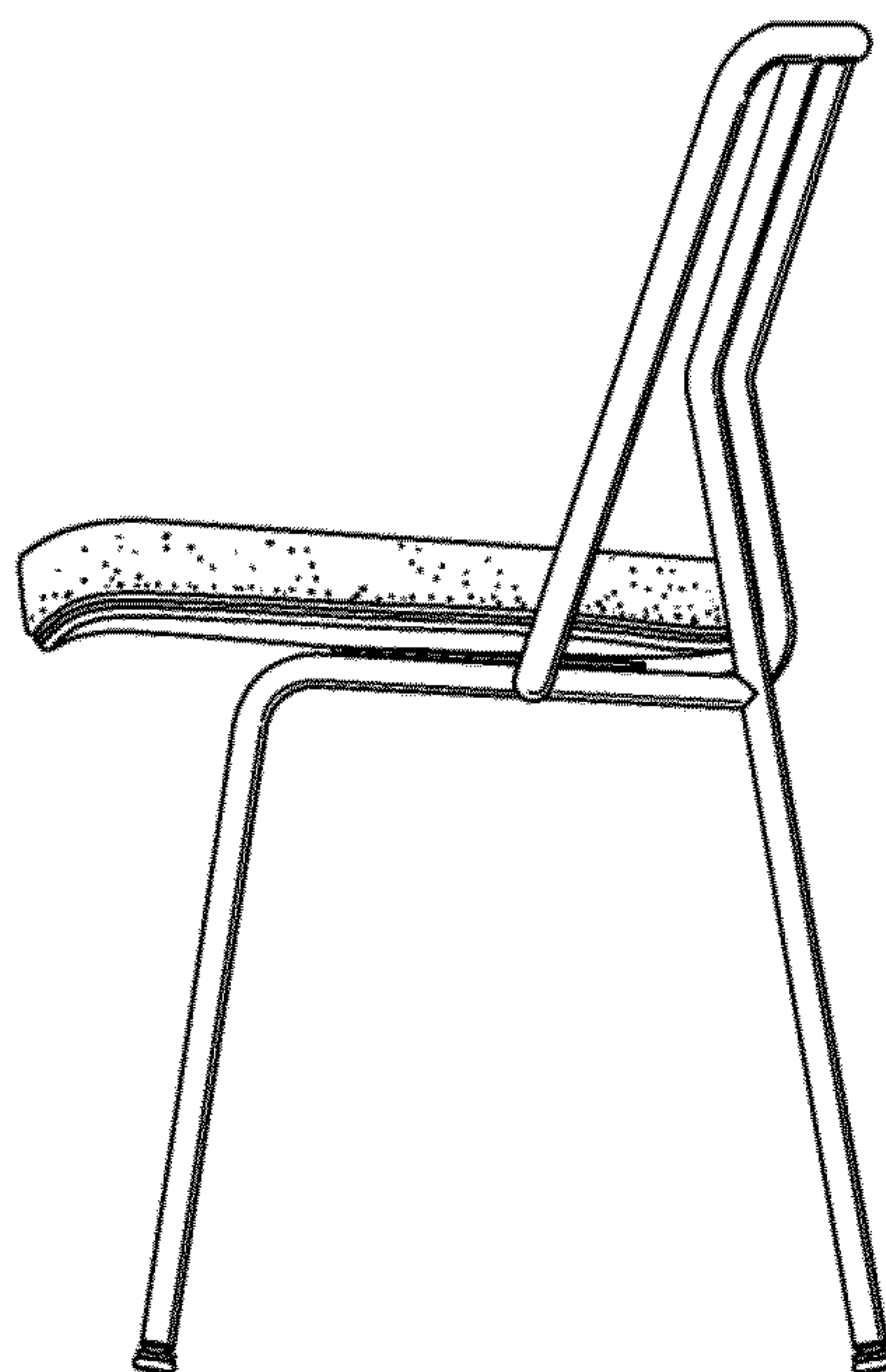


FIG. 5

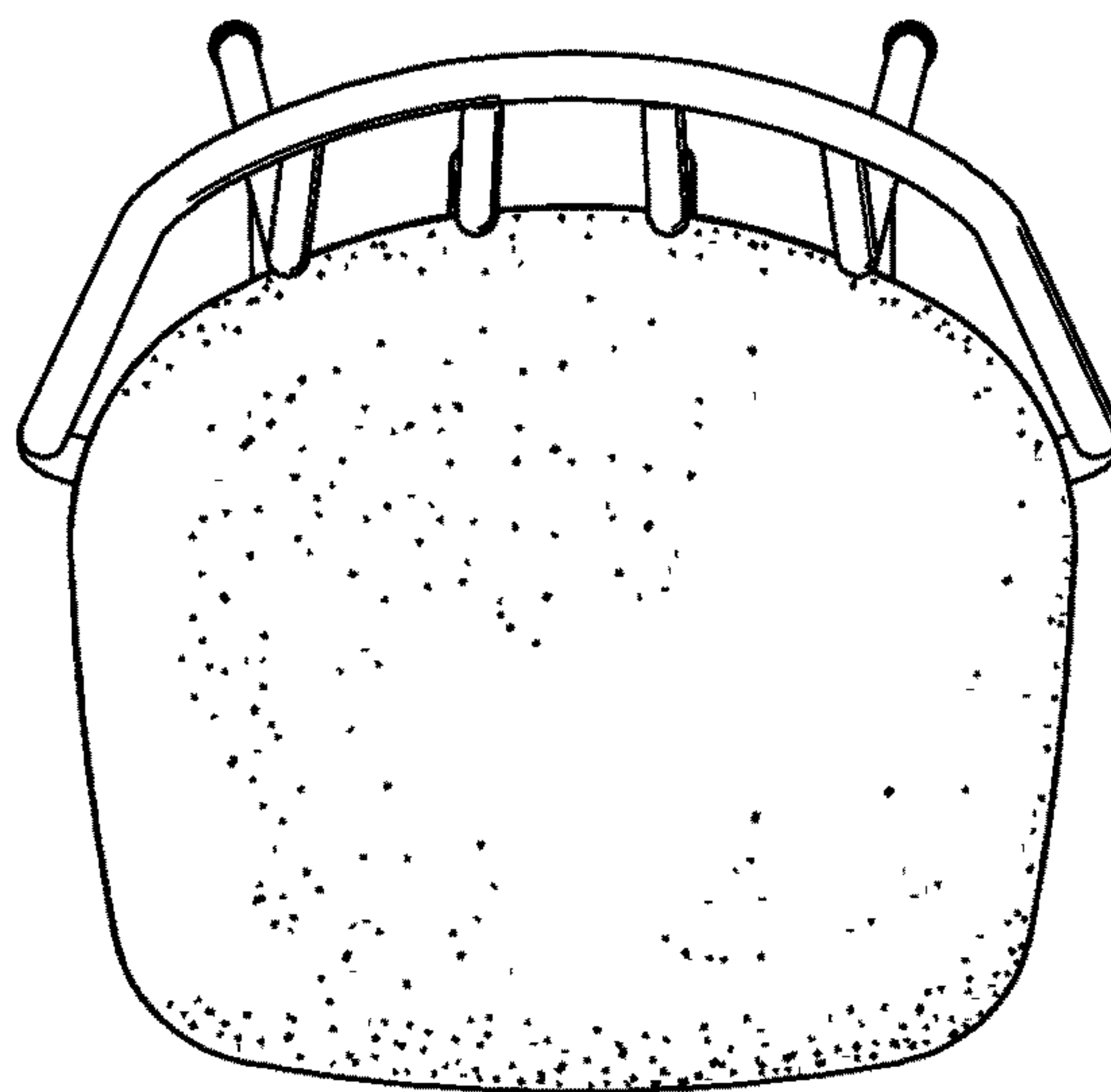


FIG. 6

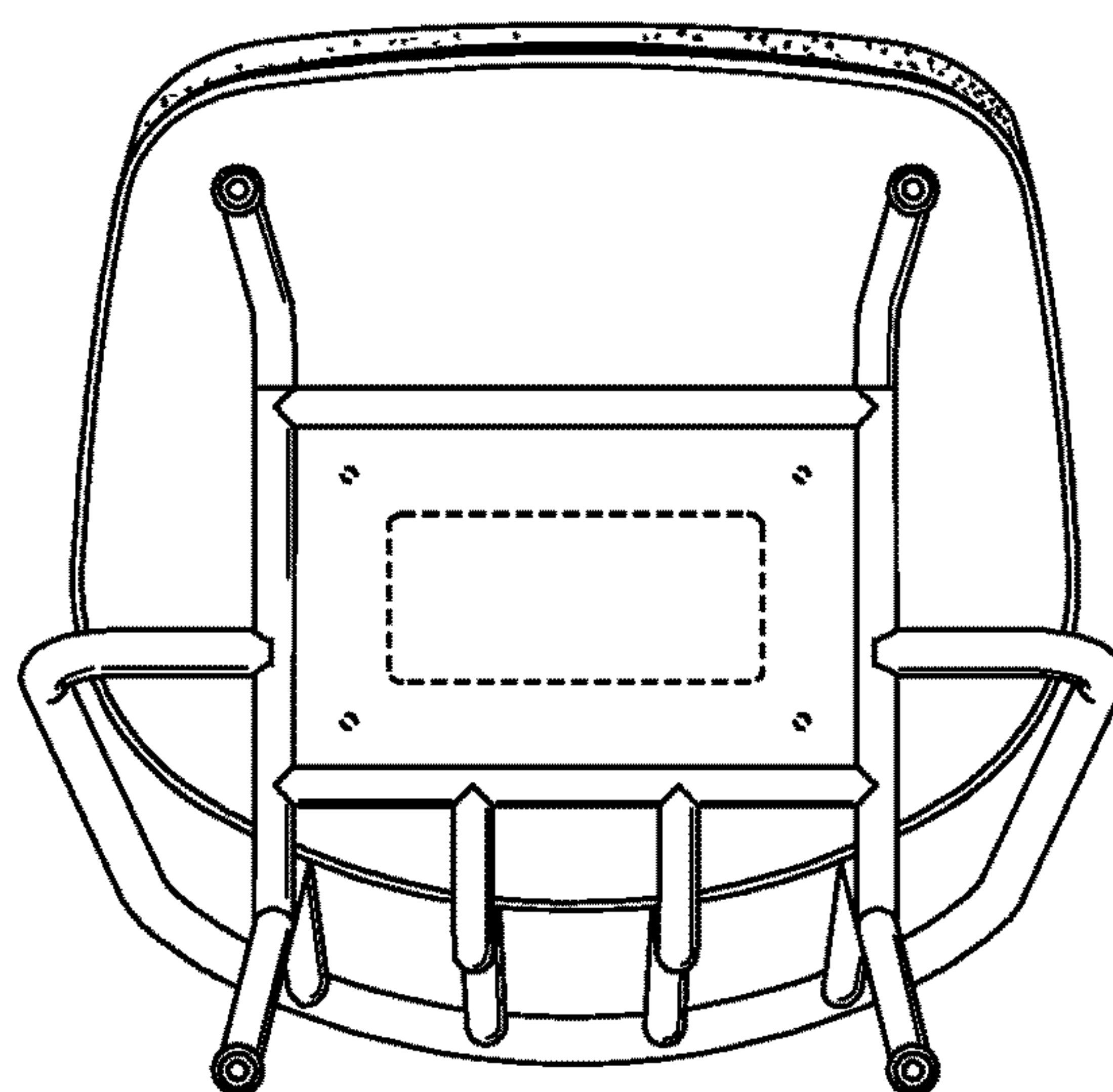


FIG. 7