



US00D783985S

(12) **United States Design Patent** (10) **Patent No.:** **US D783,985 S**
Williams, Jr. (45) **Date of Patent:** **** Apr. 18, 2017**

(54) **SHOE UPPER**
(71) Applicant: **NIKE, Inc.**, Beaverton, OR (US)
(72) Inventor: **Robert C. Williams, Jr.**, Tigard, OR (US)
(73) Assignee: **NIKE, Inc.**, Beaverton, OR (US)
(**) Term: **15 Years**
(21) Appl. No.: **29/536,742**
(22) Filed: **Aug. 19, 2015**
(51) **LOC (10) Cl.** **02-99**
(52) **U.S. Cl.**
USPC **D2/972**
(58) **Field of Classification Search**
USPC D2/902, 906-908, 944, 946, 969, 970, D2/972-974
CPC ... A43B 13/181; A43B 13/141; A43B 13/186; A43B 13/188; A43B 23/00; A43B 23/02; A43B 5/00; A43B 23/26; A43B 1/04; A43B 11/14; A43B 7/00; A43C 1/00; A43C 11/00
See application file for complete search history.

(56) **References Cited**
U.S. PATENT DOCUMENTS
D304,877 S 12/1989 Miller
D312,527 S * 12/1990 Hatfield D2/969
D312,919 S * 12/1990 Aveni D2/973
D330,967 S * 11/1992 Aveni D2/970
D370,117 S * 5/1996 Worthington D2/969
D428,243 S * 7/2000 Fogg D2/972
D432,775 S * 10/2000 McDowell D2/972
D433,217 S * 11/2000 Link D2/972
D473,700 S 4/2003 Adreliunas et al.
D491,718 S 6/2004 Link


D504,218 S 4/2005 Link
D532,194 S * 11/2006 Cessor D2/972
D613,933 S 4/2010 Chang
D637,383 S 5/2011 McCourt
D643,616 S * 8/2011 Caine D2/972
D649,769 S 12/2011 Thornhill
D649,770 S 12/2011 Thornhill
D668,441 S * 10/2012 Shaffer D2/972
D668,858 S * 10/2012 Shaffer D2/972
D671,730 S 12/2012 Shaffer
D672,130 S 12/2012 Shaffer
D672,131 S 12/2012 Shaffer
D672,132 S 12/2012 Shaffer
D684,761 S * 6/2013 Williams, Jr. D2/972
D688,860 S 9/2013 Hrsak
D688,861 S 9/2013 Hrsak
D707,027 S * 6/2014 Shaffer D2/972
D710,585 S * 8/2014 Ho D2/972
D722,224 S * 2/2015 Williams, Jr. D2/972
(Continued)

Primary Examiner — Dominic Simone
(74) *Attorney, Agent, or Firm* — Banner & Witcoff, Ltd.

(57) **CLAIM**
The ornamental design for a shoe upper, as shown and described.

DESCRIPTION
FIG. 1 is a rear perspective view of a shoe upper showing my new design;
FIG. 2 is a rear view thereof; and,
FIG. 3 is a second rear perspective view thereof.
The photographic area is claimed. The broken lines immediately adjacent to the sides and top of the photographic area represent unclaimed boundaries of the design. The broken lines showing of the eyelet holes and the remainder of the shoe are for environmental purposes only and form no part of the claimed design.

1 Claim, 3 Drawing Sheets



(56)

References Cited

U.S. PATENT DOCUMENTS

D725,895 S * 4/2015 Cin D2/972
D735,464 S 8/2015 Avar
D771,925 S * 11/2016 Johnsongriffin D2/972

* cited by examiner

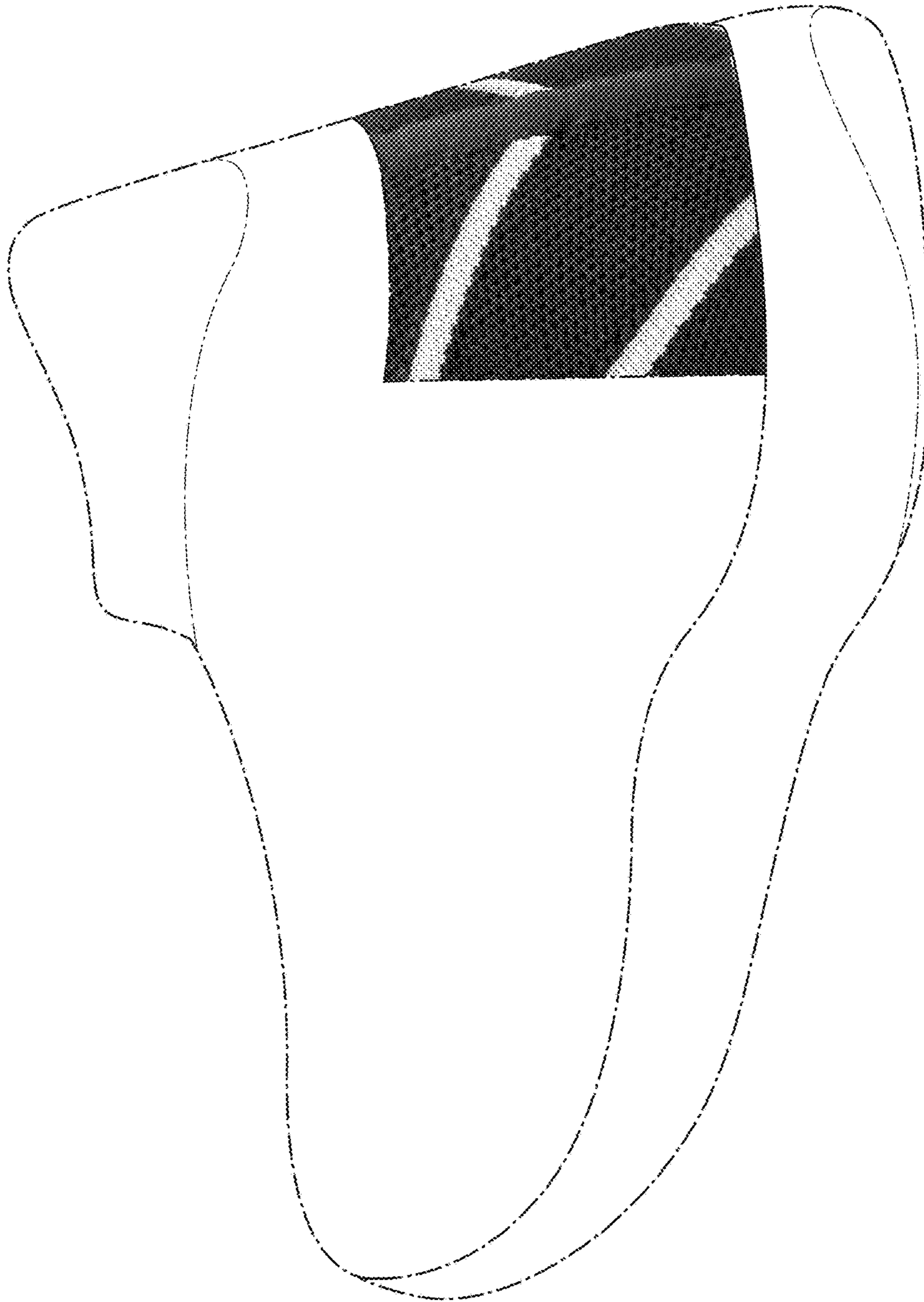


FIG. 1




FIG. 2

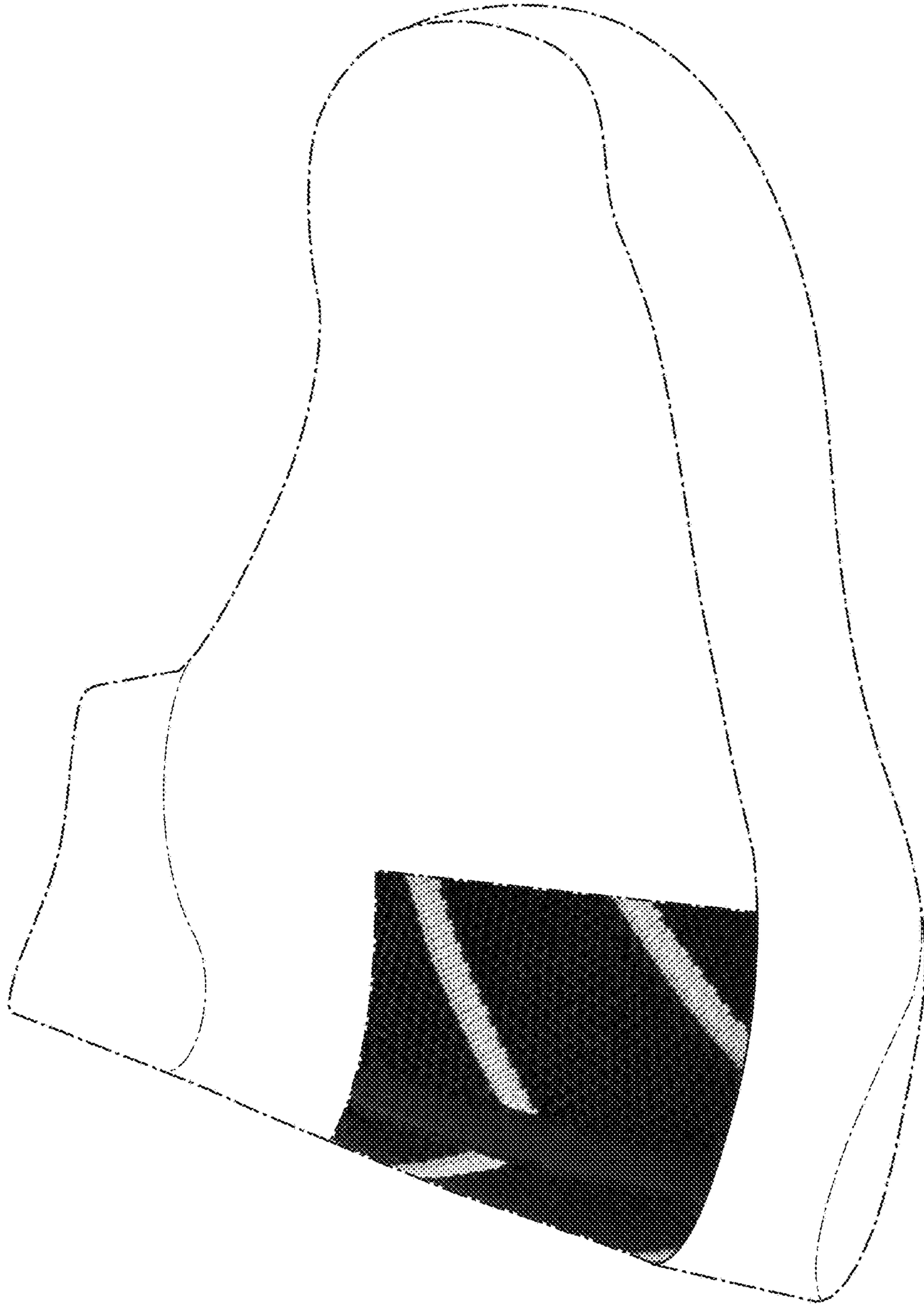


FIG. 3